

MODEL FT1J

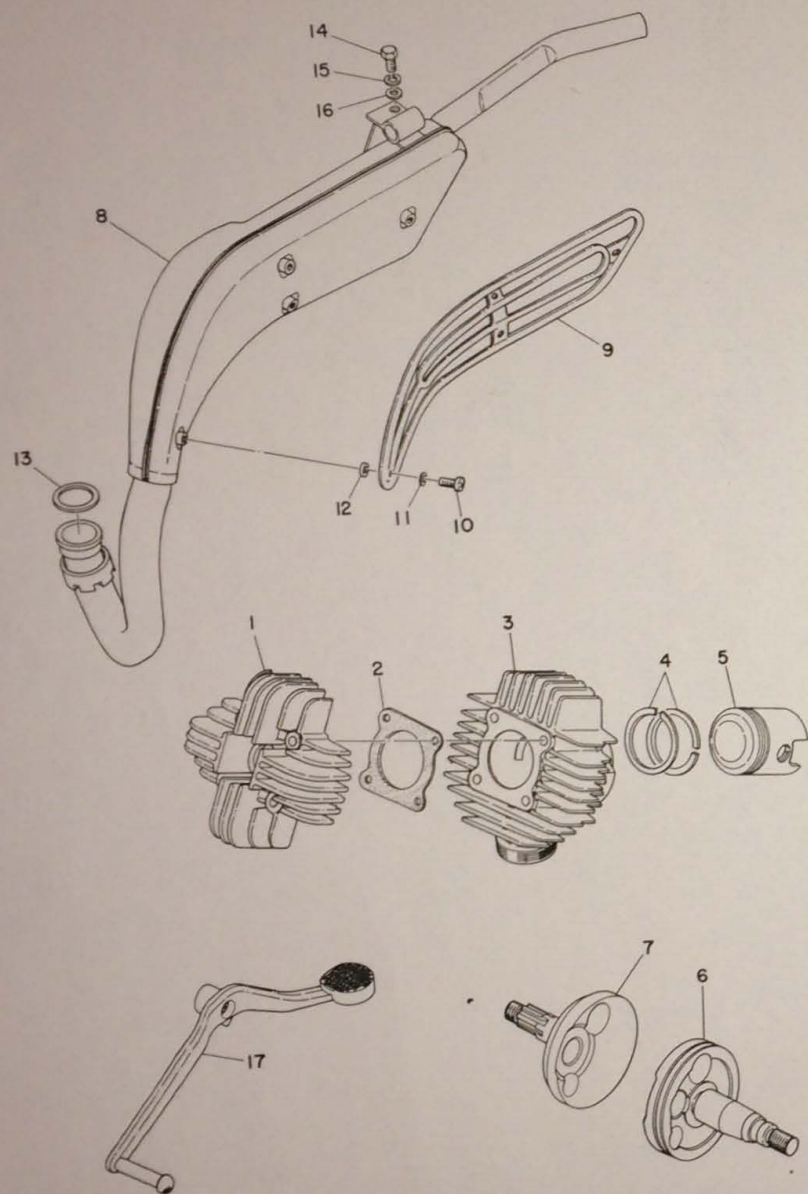
This Parts List is for the exclusive parts for FT1J.
Please refer to JT1 Parts List (Second Edition) for the
parts not listed in this publication.

CONTENTS

Fig. 1	Engine	1
Fig. 2	Flywheel Magneto	3
Fig. 3	Frame	5
Fig. 4	Front Fork & Front Fender	7
Fig. 5	Front Wheel	11
Fig. 6	Head Lamp & Speedometer	15
Fig. 7	Tail Lamp	17
Fig. 8	Flasher Lamp	19
Fig. 9	Electrical	21

NUMERICAL INDEX

Fig. 1 ENGINE

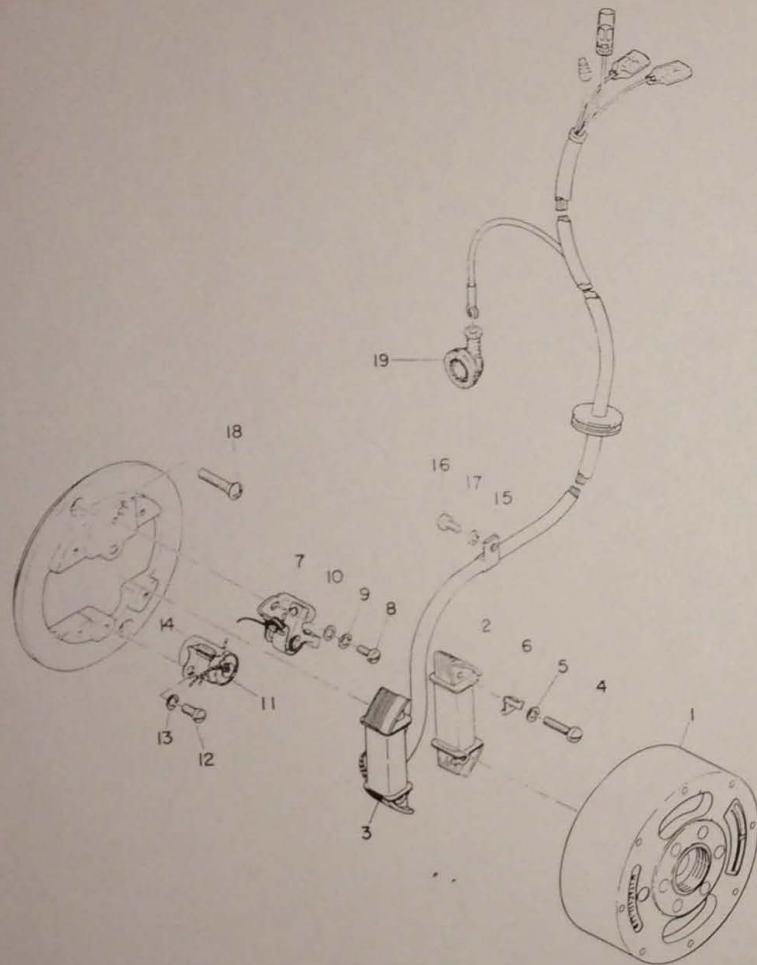


ENGINE

Ref. No.	Parts No.	Description	Q'ty	Applicable Machine No.	Remarks
1- 1	257-11111-01-94	HEAD, cylinder	1		
1- 2	107-11181-01	GASKET, cylinder head	1		
1- 3	257-11311-00	CYLINDER	1		
1- 4	109-11610-02	PISTON RING SET	1s		
	109-11610-12	PISTON RING SET (1st O.S.)	1s		
	109-11610-22	PISTON RING SET (2nd O.S.)	1s		
1- 5	290-11631-00-96	PISTON (.96)	1	UR	
	290-11631-00-97	PISTON (.97)			
	290-11631-00-98	PISTON (.98)			
	290-11631-00-99	PISTON (.99)			
	290-11635-00	PISTON (1st O.S.)	1		
	290-11636-00	PISTON (2nd O.S.)	1		
1- 0-1	257-11400-01	CRANK ASS'Y	1		
1- 6	257-11412-01	CRANK, left	1		
1- 7	257-11422-00	CRANK, right	1		
1- 8	290-14610-10	EXHAUST PIPE ASS'Y	1		
1- 9	288-14718-30	PROTECTOR, muffler	1		
1-10	91903-06010	SCREW, bind	4		
1-11	178-14766-00	WASHER, protector(6.2-12-3.0)	4		
1-12	214-14766-00	WASHER, protector(6.2-12-1.5)	4		
1-13	132-14613-00	GASKET, exhaust	1		
1-14	97201-08012	BOLT	1		
1-15	92901-08100	WASHER, spring	1		
1-16	92901-08200	WASHER, plain	1		
1-17	290-18111-00-91	PEDAL, change	1		

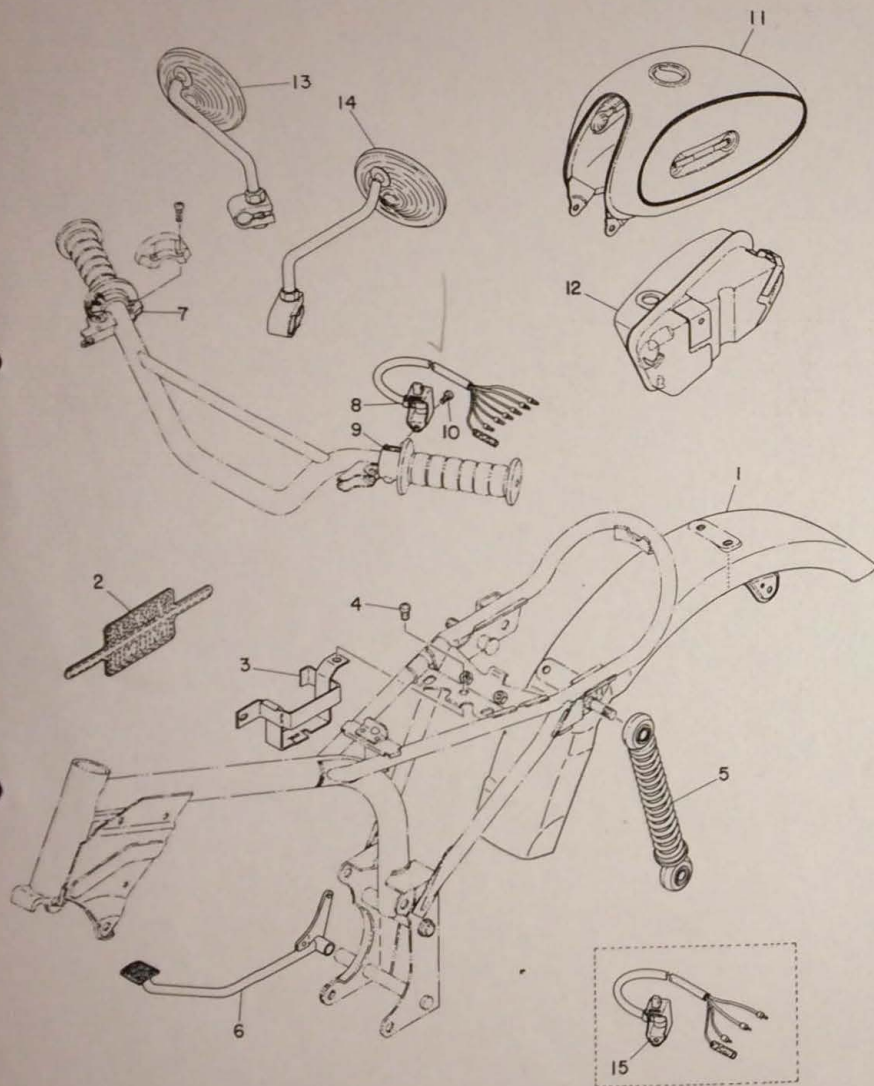
Fig. 2 FLYWHEEL MAGNETO

FLYWHEEL MAGNETO



Ref. No.	Parts No.	Description	Q'ty	Applicable Machine No.	Remarks
2- 0-1	257-81300-10	FLYWHEEL MAGNETO ASS'Y	1		
2- 1	207-81350-10	ROTOR ASS'Y	1		
2- 2	207-81312-10	COIL, source	1		
2- 3	207-81313-10	COIL, lighting	1		
2- 4	110-81348-20	SCREW, pan head	4		
2- 5	92901-04100	WASHER, spring	4		
2- 6	185-81332-10	PLATE, timing	1		
2- 7	207-81321-10	CONTACT BREAKER ASS'Y	1		
2- 8	110-81347-20	SCREW, pan head	1		
2- 9	92901-04100	WASHER, spring	1		
2-10	92901-04200	WASHER, plain	1		
2-11	207-81326-10	CONDENSER	1		
2-12	110-81346-20	SCREW, pan head	1		
2-13	92901-04100	WASHER, spring	1		
2-14	207-81331-10	LUBRICATOR	1		
2-15	109-81328-10	CLAMP, lead	1		
2-16	165-81145-21	SCREW, pan head (4-8)	1		
2-17	92901-04100	WASHER, spring	1		
2-18	98701-05015	SCREW, flat head	2		
2-19	180-82542-00	CAP	1		

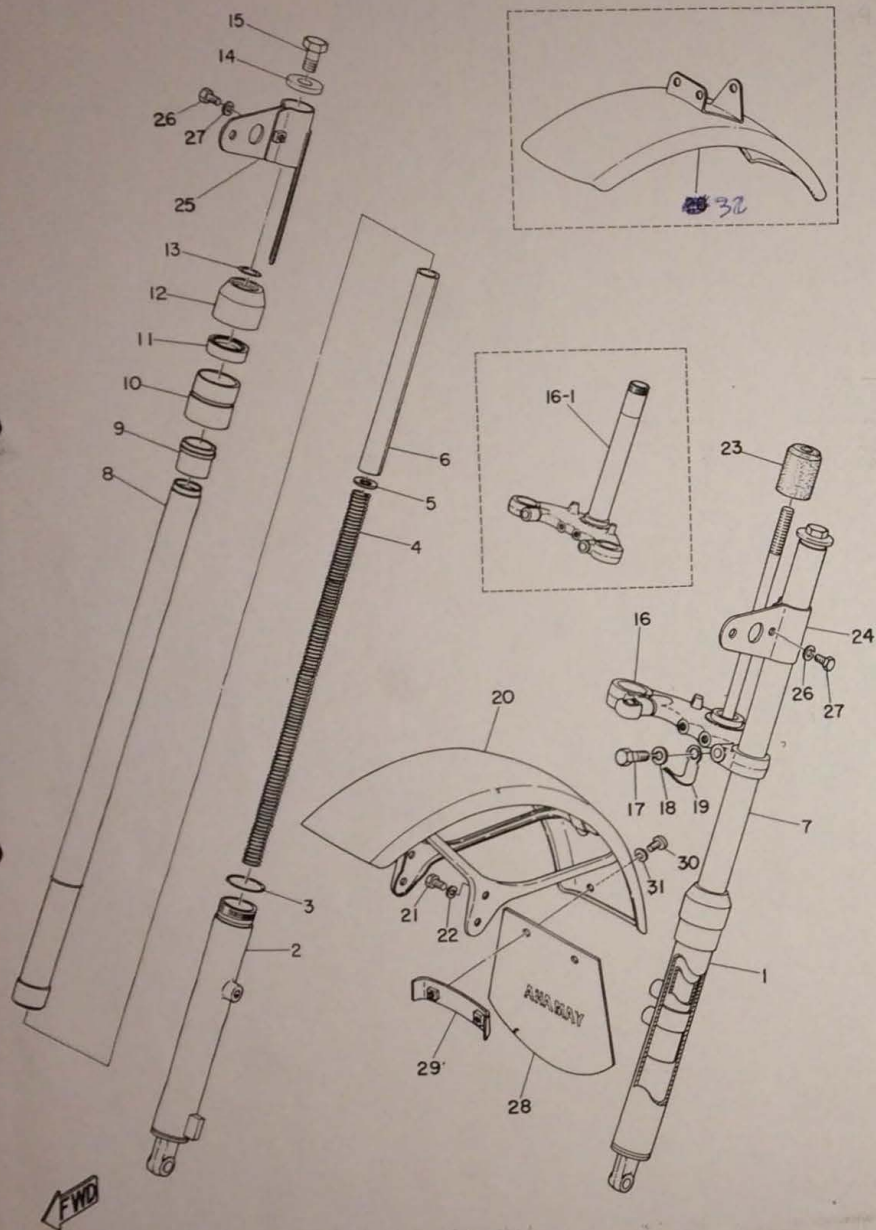
Fig. 3 FRAME



FRAME

Ref. No.	Parts No.	Description	Q'ty	Applicable Machine No	Remarks
3- 1	290-21610-00-36	REAR FENDER COMP.	1		White
3- 2	290-21783-01	EMBLEM, mini	1		
3- 3	290-21240-00	BOX COMP., battery	1		
3- 4	92501-06012	SCREW, pan head	1		
3- 5	290-22210-20	REAR CUSHION ASS'Y	2		
3- 6	290-27211-00-91	PEDAL, brake	1		
3- 7	214-26282-01	CAP, grip under	1		
3- 8	290-83973-00	SWITCH, handle 3	1		
3- 9	214-83974-00	HOLDER, handle switch	1		
3-10	98503-05015	SCREW, pan head	1		
3-11	288-24110-01-02	FUEL TANK COMP.	1		Metallic Gray
	288-24110-01-03	FUEL TANK COMP.	1		Competition Yellow
	288-24110-01-04	FUEL TANK COMP.	1		Mandarin Orange
3-12	288-21705-00-72	OIL TANK ASS'Y	1		Metallic Gray
	288-21705-00-26	OIL TANK ASS'Y	1		Competition Yellow
	288-21705-00-71	OIL TANK ASS'Y	1		Mandarin Orange
3-13	257-26290-00	BACK MIRROR ASS'Y	1		
ALTERNATE PARTS					
3-14	257-26290-10	BACK MIRROR ASS'Y, left	1		
3-15	289-83975-00	SWITCH, handle 2	1		Without Flasher

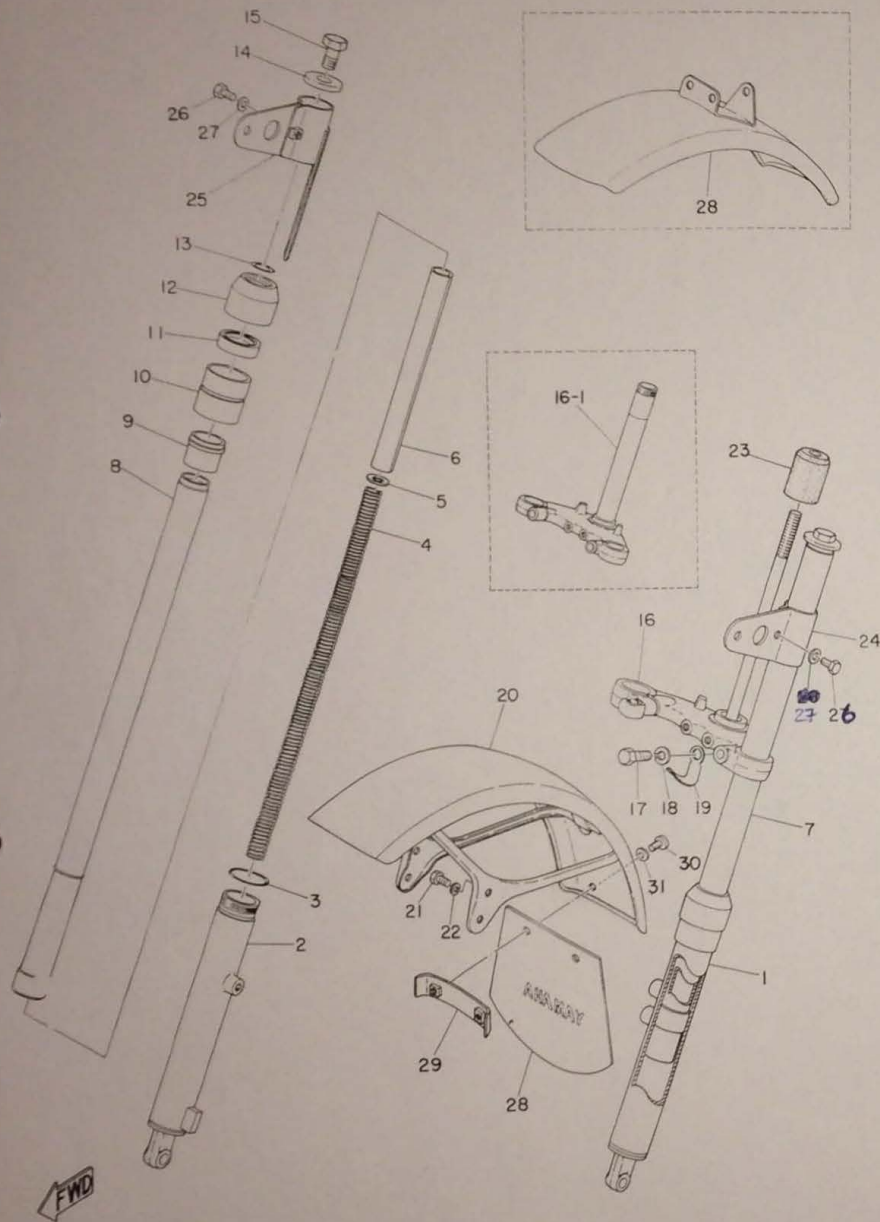
Fig. 4 FRONT FORK & FRONT FENDER



FRONT FORK & FRONT FENDER

Ref. No.	Parts No.	Description	Q'ty	Applicable Machine No.	Remarks
4- 0-1	290-23100-00-35	FRONT FORK ASS'Y	1		
	290-23100-02-35	FRONT FORK ASS'Y	1		
4- 1	290-23126-00-35	TUBE, outer left	1		
4- 2	290-23136-00-35	TUBE, outer right	1		
4- 3	207-23147-00	O-RING	2		
4- 4	290-23141-00	SPRING, fork	1		
4- 5	252-23149-00	WASHER, spring upper	1		
4- 6	290-23118-00	SPACER	1		
4- 7	290-23124-00	TUBE, inner left	1		
4- 8	290-23134-00	TUBE, inner right	1		
4- 9	109-23125-00	METAL, slide	2		
4-10	290-23150-00	OUTER NUT COMP.	2		
4-11	290-23145-00	OIL SEAL	2		
4-12	290-23144-00	SEAL, dust	2		
4-13	122-23114-00	PACKING	2		
4-14	207-23112-00	WASHER, cap	2		
4-15	205-23111-40	BOLT, cap	2		
4-16	290-23340-00	UNDER BRACKET COMP.	1		
	290-23340-01	UNDER BRACKET COMP.	1		
4-17	122-23346-00	BOLT, under bracket	2		
4-18	92901-10100	WASHER, spring	2		
4-19	260-23318-40	HOLDER, wire	1		
4-20	290-21510-00-36	FRONT FENDER COMP.	1		White
4-21	91201-06010	BOLT	3		

Fig. 4 FRONT FORK & FRONT FENDER

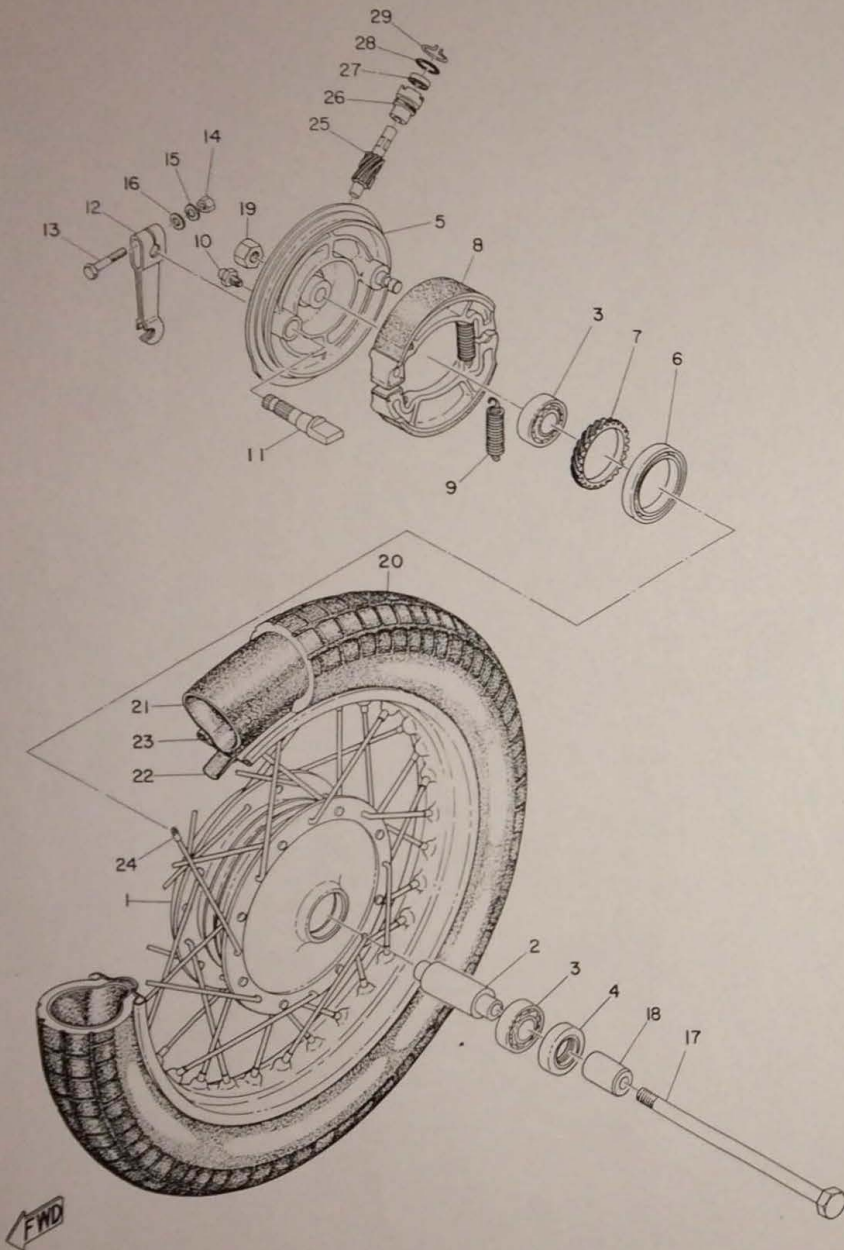


FRONT FORK & FRONT FENDER

Ref. No.	Parts No.	Description	Q'ty	Applicable Machine No.	Remarks
4-22	92901-06100	WASHER, spring	3		
4-23	288-23424-00	GUIDE, front fork	1		
4-24	290-84118-01	STAY, head lamp left	1		
4-25	290-84119-01	STAY, head lamp right	1		
4-26	91203-06012	BOLT	2		
4-27	92901-06200	WASHER, plain	2		
4-28	290-21521-00	FLAP, front fender	1		
4-29	290-21522-00	BAND, flap	1		
4-30	98501-05010	SCREW, pan head	2		
4-31	92901-05200	WASHER, plain	2		
ALTERNATE PARTS					
4-32	288-21510-00-01	FRONT FENDER COMP.	1		Desert Orange

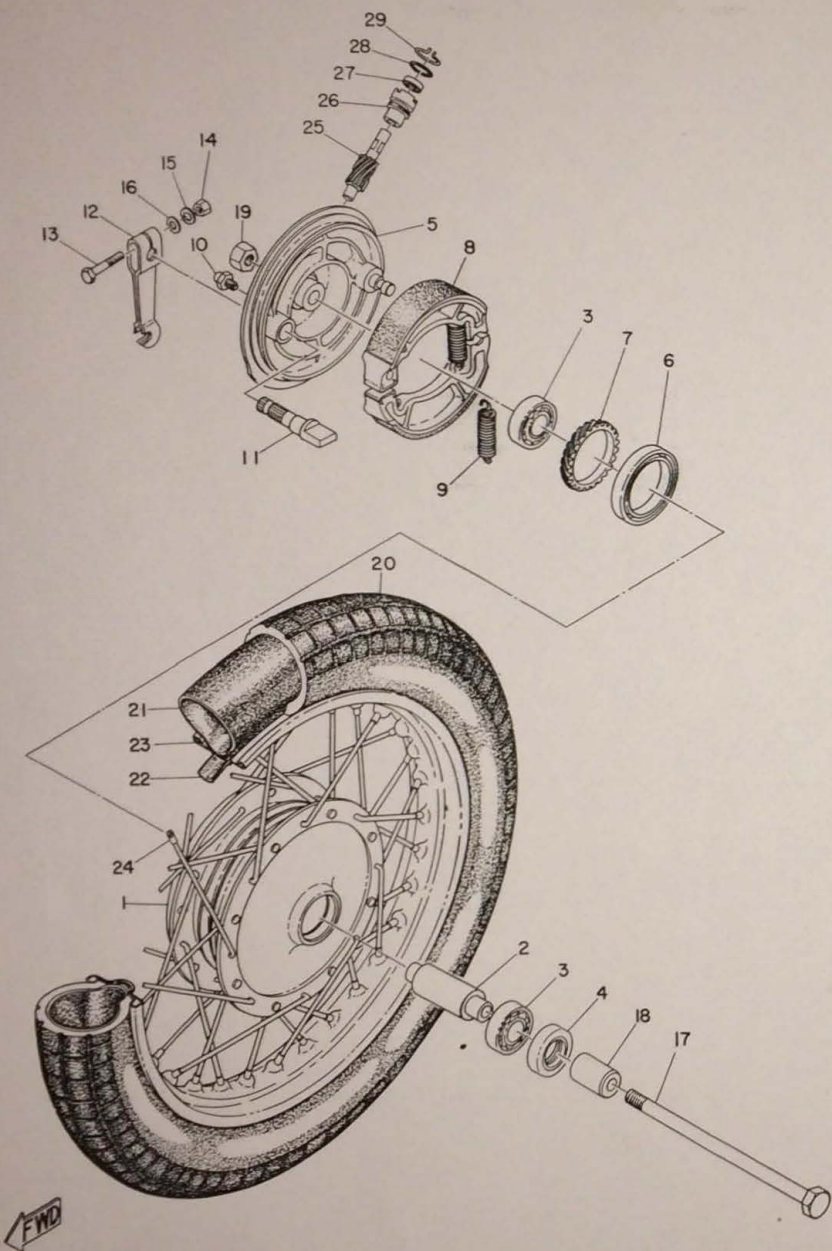
Fig. 5 FRONT WHEEL

FRONT WHEEL



Ref. No.	Parts No.	Description	Q'ty	Applicable Machine No.	Remarks
5- 1	288-25111-00	HUB, front	1		
5- 2	102-25117-00	SPACER, bearing	1		
5- 3	93306-20203	BEARING (6202)	2		
5- 4	93106-20001	OIL SEAL (DD-20-35-7)	1		
5- 5	109-25121-01	PLATE, brake shoe	1		
5- 6	93107-42001	OIL SEAL (OS-42-52. 5-7)	1		
5- 7	290-25135-00	GEAR, drive	1		
5- 8	122-25330-00	BRAKE SHOE COMP.	2		
5- 9	102-25333-00	SPRING, return	2		
5-10	93700-06001	NIPPLE, grease	1		
5-11	122-25351-01	CAM SHAFT	1		
5-12	109-25155-00	LEVER, cam shaft	1		
5-13	91201-06030	BOLT	1		
5-14	92801-06100	NUT	1		
5-15	92901-06100	WASHER, spring	1		
5-16	92901-06200	WASHER, plain	1		
5-17	128-25181-00	SHAFT, wheel	1		
5-18	128-25183-00	COLLAR, wheel shaft	1		
5-19	92801-10100	NUT	1		
5-20	94125-15092	TIRE (2.50-15-4PR)	2		Front & Rear
5-21	94225-15036	TUBE (2.50-15)	1		
5-22	94325-15028	BAND, rim (2.50-15)	1		
5-23	94414-15058	RIM (1.40-15)	1		
5-24	288-25104-00	SPOKE SET	1s		

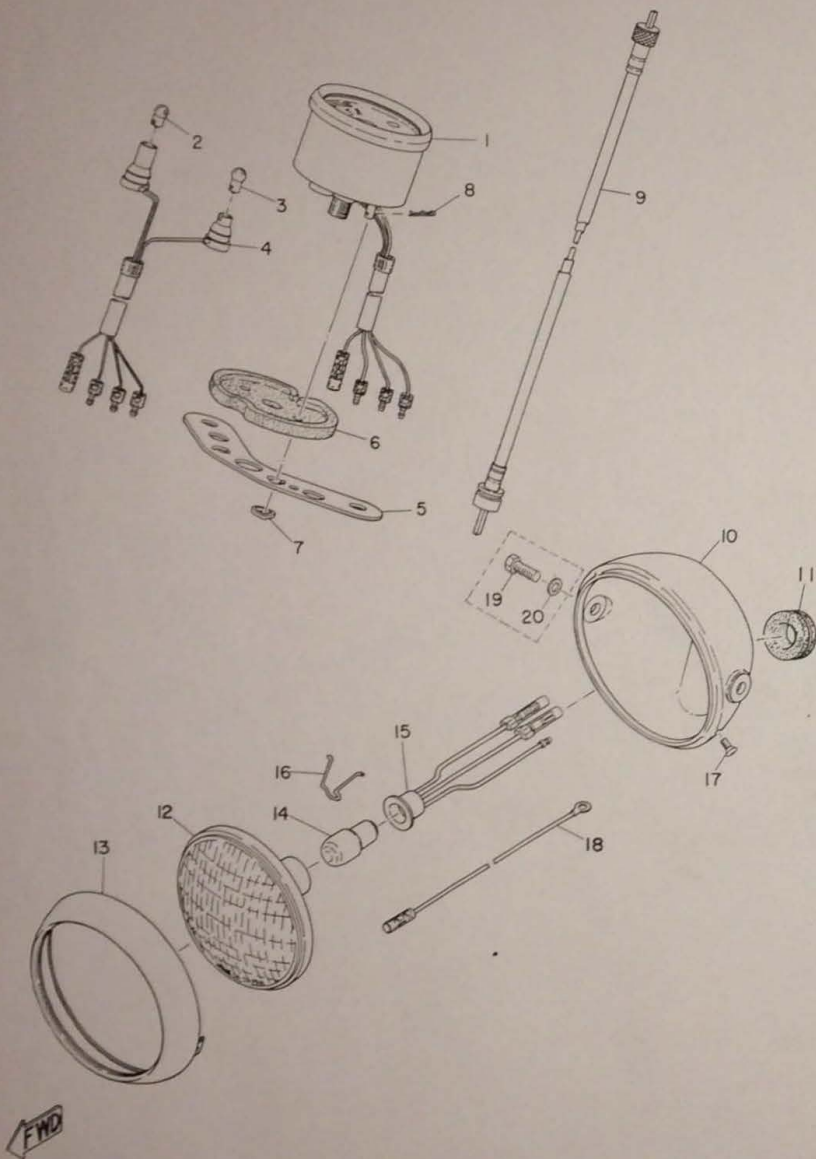
Fig. 5 FRONT WHEEL



FRONT WHEEL

Ref. No.	Parts No.	Description	Q'ty	Applicable Machine No.	Remarks
5-25	290-25138-00	GEAR, meter	1		
5-26	109-25136-00	BUSHING	1		
5-27	93104-07003	OIL SEAL (SO-7-14-4)	1		
5-28	93210-14104	O-RING (2.4-13.4)	1		
5-29	102-25137-00	RING, stop	1		

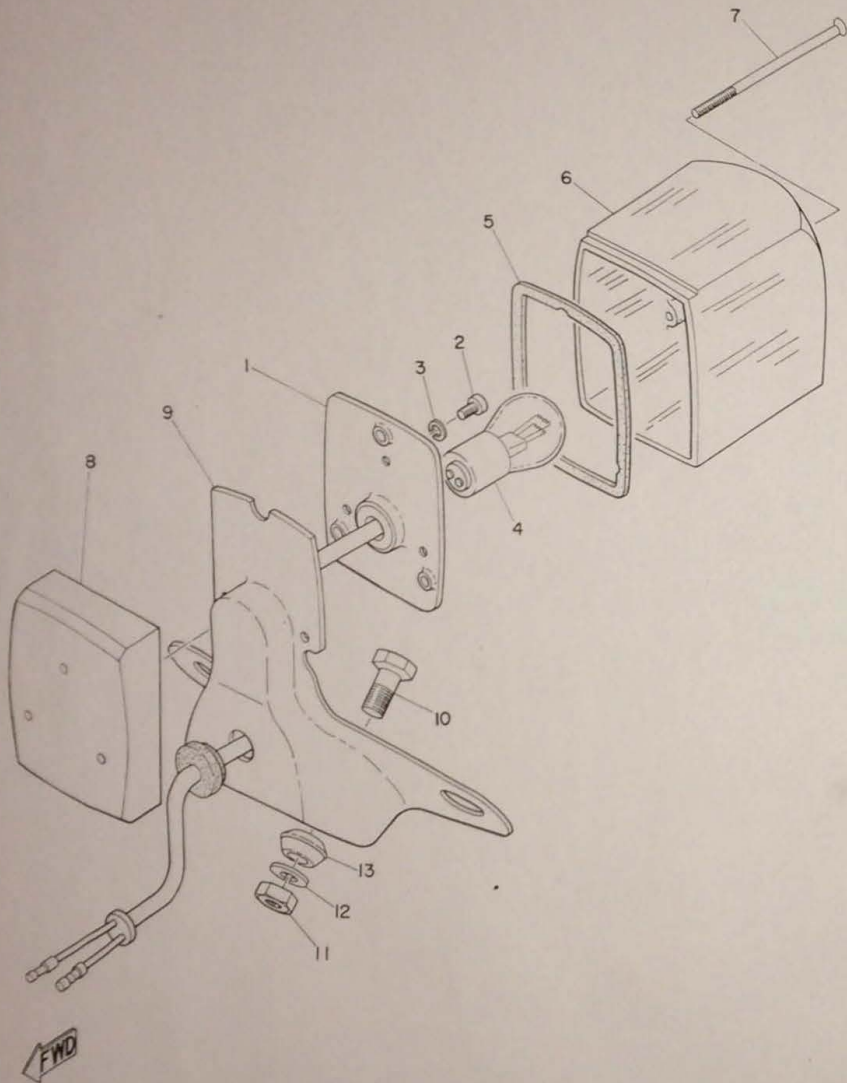
Fig. 6 HEAD LAMP & SPEEDOMETER



HEAD LAMP & SPEEDOMETER

Ref. No.	Parts No.	Description	Q'ty	Applicable Machine No.	Remarks
6- 1	290-83510-10	SPEEDOMETER ASS'Y	1		Kilo
	289-83510-30	SPEEDOMETER ASS'Y	1		Mile
6- 2	188-83517-10	. BULB (6V 1.5W)	1		
6- 3	122-83516-10	. BULB, neutral (6V 3W)	1		
6- 4	290-83520-10	. SOCKET ASS'Y	1		
6- 5	290-83519-00-35	BRACKET, meter	1		
6- 6	237-83523-00	DAMPER	1		
6- 7	214-83524-00	WASHER, special	2		
6- 8	156-83525-00	CLIP	2		
6- 9	290-83550-00	SPEEDOMETER CABLE ASS'Y	1		
6-10	241-84330-00-71	BODY ASS'Y	1		Mandarin Orange
	241-84330-00-26	BODY ASS'Y	1		Competition Yellow
	241-84330-00-72	BODY ASS'Y	1		Metallic Gray
6-11	150-84153-00	. GROMMET	1		
6- 0-1	260-84110-00	HEAD LAMP UNIT ASS'Y	1		
6-12	195-84320-00	. LENS ASS'Y	1		
6-13	195-84315-01	. RIM, head lamp	1		
6-14	104-84114-00	. BULB, head lamp (6V15/15W)	1		
6-15	241-84312-00	. SOCKET	1		
6-16	195-84324-00	. SPRING, reflector set	3		
6-17	195-84325-00	SCREW, rim fitting	1		
6-18	173-84313-00	WIRE, earth	1		
6-19	97203-08020	BOLT	2		Without Flasher
6-20	92903-08200	WASHER, plain	2		Without Flasher

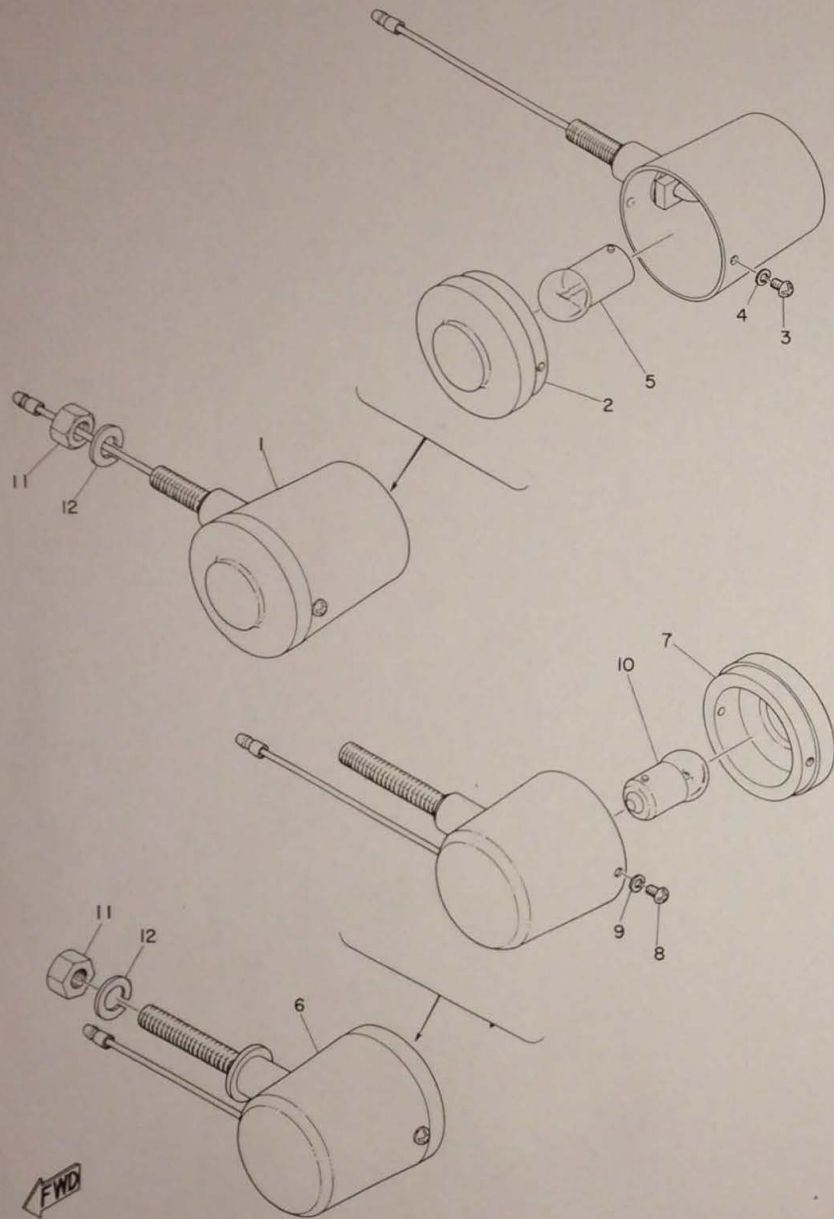
Fig. 7 TAIL LAMP



TAIL LAMP

Ref. No.	Part No.	Description	Q'ty	Applicable Machine No.	Remarks
7- 0-1	290-84510-00	TAIL LAMP UNIT ASS'Y	1		
7- 1	290-84511-00	. BASE	1		
7- 2	98501-04010	. SCREW, pan head	3		
7- 3	92901-04100	. WASHER, spring	3		
7- 4	122-84514-00	. BULB, tail lamp (6V 10/3W)	1		
7- 5	164-84723-00	. GASKET, tail lamp	1		
7- 6	164-84721-00	. LENS, tail lamp	1		
7- 7	201-84724-00	. SCREW, lens fitting	3		
7- 8	201-84716-00	. COVER, tail lamp	1		
7- 9	212-84751-00-35	BRACKET, licence	1		
7-10	91201-06012	BOLT	2		
7-11	92801-06100	NUT	X3		
7-12	92901-06100	WASHER, spring	X3		
7-13	152-84518-00	GROMMET	X3		

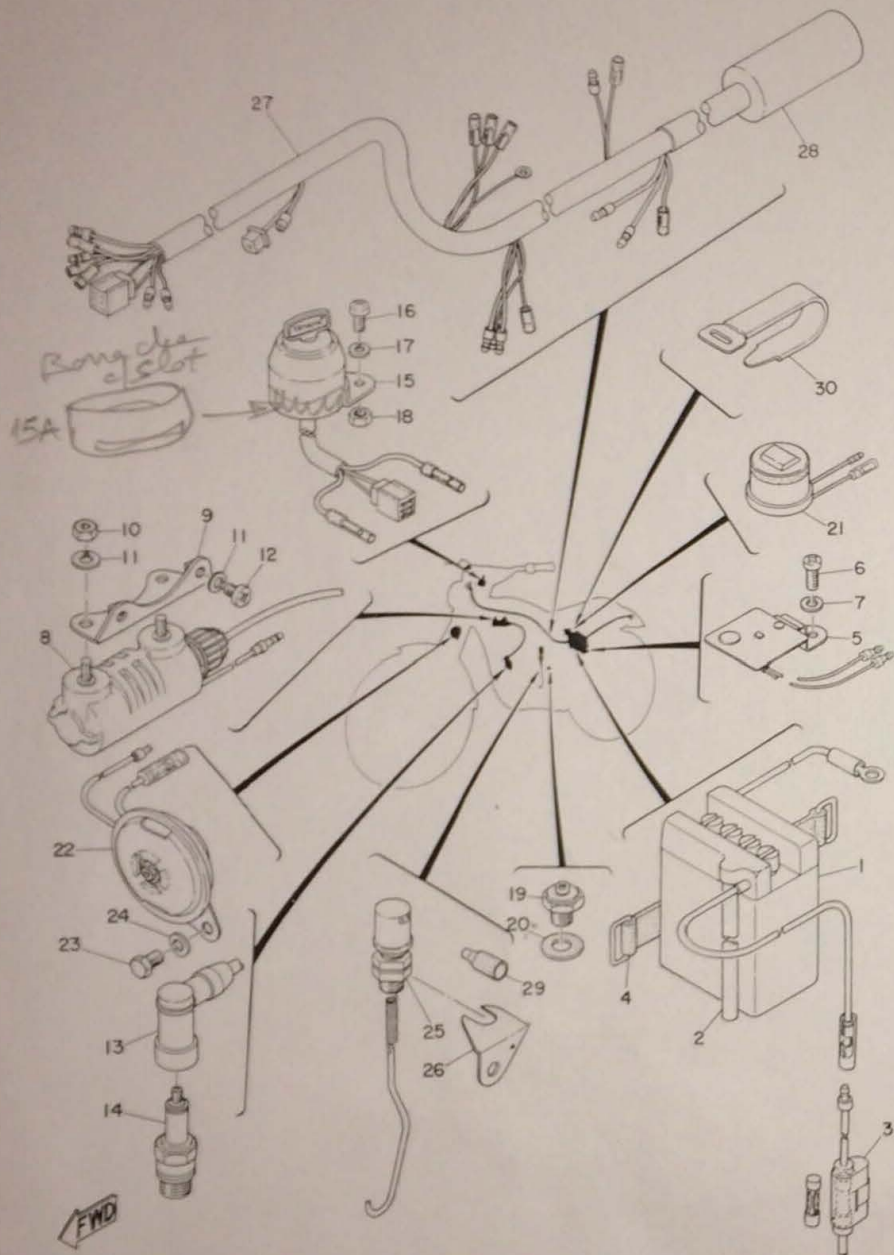
Fig. 8 FLASHER LAMP



FLASHER LAMP

Ref. No.	Part No.	Description	Q'ty	Applicable Machine No.	Remarks
8- 1	290-83310-10	FRONT FLASHER LAMP ASS'Y	2		
8- 2	141-83312-20	. LENS, flasher	2		
8- 3	98501-03005	. SCREW, pan head	2		
8- 4	92901-03100	. WASHER, spring	2		
8- 5	104-83331-10	. BULB, flasher	2		
8- 6	290-83330-10	REAR FLASHER LAMP ASS'Y	2		
8- 7	141-83312-20	. LENS, flasher	2		
8- 8	98501-03005	. SCREW, pan head	2		
8- 9	92901-03100	. WASHER, spring	2		
8-10	104-83331-10	. BULB, flasher	2		
8-11	98801-08100	NUT	4		
8-12	92901-08100	WASHER, spring	4		

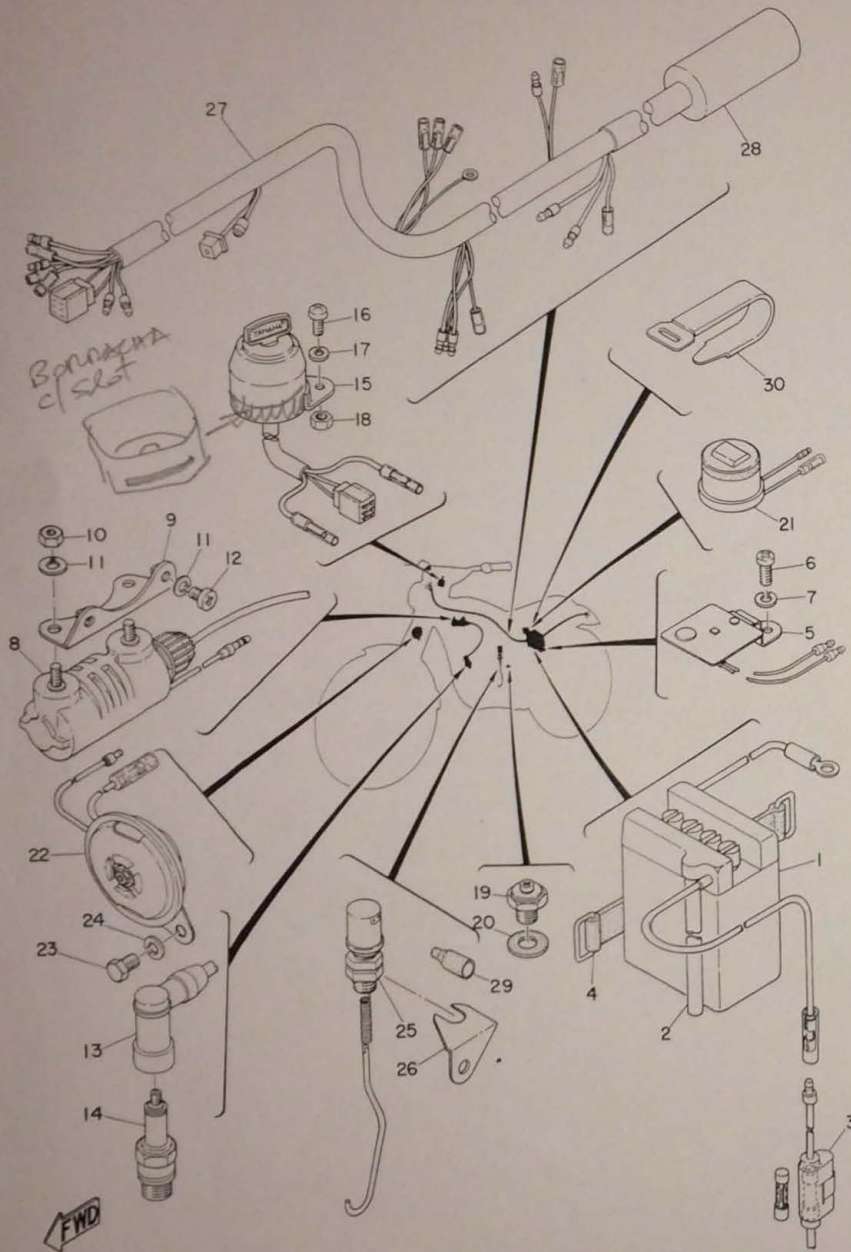
Fig. 9 ELECTRICAL



ELECTRICAL

Ref. No.	Part No.	Description	Q'ty	Applicable Machine No.	Remarks
9- 1	116-82110-11	BATTERY ASS'Y	1	UR	}
	116-82110-21	BATTERY ASS'Y			
9- 2	123-82112-00	PIPE, breather	1		
9- 3	116-82150-00	FUSE HOLDER ASS'Y	1		
9- 3A	116-82151-00	FUSE (6V 10A)	2		
9- 4	133-82131-00	BAND, battery	1		
9- 5	812-81970-41	RECTIFIER ASS'Y	1		
9- 6	98501-06012	SCREW, pan head	1		
9- 7	92901-06100	WASHER, spring	1		
9- 8	248-82310-11	IGNITION COIL ASS'Y	1		
9- 9	248-82316-00	BRACKET, ignition coil	1		
9-10	92801-06100	NUT	2		
9-11	92901-06100	WASHER, spring	4		
9-12	92501-06012	SCREW, pan head	2		
9-13	117-82370-20	PLUG CAP ASS'Y	1		
9-14	94700-00040	PLUG, spark (B-7HS)	1	UR	}
	94700-00026	PLUG, spark (M44)			
9-15	290-82508-20	MAIN SWITCH ASS'Y	1		
	9-15A	2??			
9-16	92501-06012	SCREW, pan head	1		
9-17	92901-06100	WASHER, spring	1		
9-18	92801-06100	NUT	1		
9-19	136-82540-01	NEUTRAL SWITCH ASS'Y	1		
9-20	102-82543-00	GASKET	1		
9-21	248-83350-10	FLASHER RELAY ASS'Y	1		

Fig. 9 ELECTRICAL



ELECTRICAL

Ref. No.	Part No.	Description	Qty	Applicable Machine No.	Remarks
9-22	290-83371-10	HORN	1		
9-23	91201-06015	BOLT	2		
9-24	92901-06200	WASHER, plain	2		
9-25	290-82530-00	STOP SWITCH ASS'Y	1		
9-26	290-82539-00	STAY, stop switch	1		
9-27	290-82590-20	WIRE HARNESS ASS'Y	1		
9-28	290-82599-00	COVER, connector	1		
9-29	248-82599-00	COVER, connector	1		
9-30	168-83936-01	BAND, switch cord	1		

NUMERICAL INDEX

Ref No.	Parts No.	Ref No.	Parts No.	Ref No.	Parts No.
5- 2	102-25117-00	6-11	150-84153-00	9- 9	248-83316-00
5-29	102-25137-00	7-13	152-84518-00	9-29	248-82599-00
5- 9	102-25333-00	6- 8	156-83525-00	9-21	248-83350-10
9-20	102-82543-00	7- 6	164-84721-00	4- 5	252-23149-00
8- 5	104-83331-10	7- 5	164-84723-00	1- 1	257-11111-01-94
8-10	104-83331-10	2-16	165-81145-21	1- 3	257-11311-00
6-14	104-84114-00	9-30	168-83936-01	1- 0-1	257-11400-01
1- 2	107-11181-01	6-18	173-84313-00	1- 6	257-11412-01
1- 4	109-11610-02	1-11	178-14766-00	1- 7	257-11422-00
1- 4	109-11610-12	2-19	180-82542-00	3-13	257-26290-00
1- 4	109-11610-22	2- 6	185-81332-10	3-14	257-26290-10
4- 9	109-23125-00	6- 2	188-83517-10	2- 0-1	257-81300-10
5- 5	109-25121-01	6-13	195-84315-01	4-19	260-23318-40
5-26	109-25136-00	6-12	195-84320-00	6- 0-1	260-84110-00
5-12	109-25155-00	6-16	195-84324-00	1- 9	288-14718-30
2-15	109-81328-10	6-17	195-84325-00	4-28	288-21510-00-01
2-12	110-81346-20	7- 8	201-84716-00	3-12	288-21705-00-72
2- 8	110-81347-20	7- 7	201-84724-00	3-12	288-21705-00-26
4- 4	110-81348-20	4-15	205-23111-40	3-12	288-21705-00-71
9- 1	116-82110-11	4-14	207-23112-00	4-23	288-23424-00
9- 1	116-82110-21	4- 3	207-23147-00	3-11	288-24110-01-02
9- 3	116-82150-00	2- 2	207-81312-10	3-11	288-24110-01-03
9- 3A	116-82151-00	2- 3	207-81313-10	3-11	288-24110-01-04
9-13	117-82370-20	2- 7	207-81321-10	5-24	288-25104-00
4-13	122-23114-00	2-11	207-81326-10	5- 1	288-25111-00
4-17	122-23346-00	2-14	207-81331-10	3-15	289-83975-00
5- 8	122-25330-00	2- 1	207-81350-10	1- 5	290-11631-00-96
5-11	122-25351-01	7- 9	212-84751-00-35	1- 5	290-11631-00-97
6- 3	122-82516-10	1-12	214-14766-00	1- 5	290-11631-00-98
7- 4	122-84514-00	3- 7	214-26282-01	1- 5	290-11631-00-99
9- 2	123-82112-00	6- 7	214-83524-00	1- 5	290-11635-00
5-17	128-25181-00	3- 9	214-83974-00	1- 5	290-11636-00
5-18	125-25183-00	6- 6	237-83523-00	1- 8	290-14610-10
1-13	132-14613-00	6-15	241-84312-00	1-17	290-18111-00-91
9- 4	133-82131-00	6-10	241-84330-00-26	3- 3	290-21240-00
9-19	136-82540-01	6-10	241-84330-00-71	4-20	290-21510-00-36
8- 2	141-83312-20	6-10	241-84330-00-72	3- 1	290-21610-00-36
8- 7	141-83312-20	9- 8	248-82310-10	3- 2	290-21783-01

NUMERICAL INDEX

Ref No.	Parts No.	Ref No.	Parts No.	Ref No.	Parts No.
3- 5	290-22210-20	5-13	91201-06030	5-10	93700-06001
4- 0-1	290-23100-00-35	4-26	91203-06012	5-20	94125-15092
4- 0-1	290-23100-02-35	1-10	91903-06010	5-21	94225-15036
4- 6	290-23118-00	3- 4	92501-06012	5-22	94325-15028
4- 7	290-23124-00	9-12	92501-06012	5-23	94414-15058
4- 1	290-23126-00-35	9-16	92501-06012	9-14	94700-00026
4- 8	290-23134-00	5-14	92801-06100	9-14	94700-00040
4- 2	290-23136-00-35	7-11	92801-06100	1-14	97201-08012
4- 4	290-23141-00	9-10	92801-06100	6-19	97203-08020
4-12	290-23144-00	9-18	92801-06100	8- 3	98501-03005
4-11	290-23145-00	5-19	92801-10100	8- 8	98501-03005
4-10	290-23150-00	8- 4	92901-03100	7- 2	98501-04010
4-16	290-23340-00	8- 9	92901-03100	9- 6	98501-06012
4-16	290-23340-01	2- 5	92901-04100	3-10	98503-05015
5- 7	290-25135-00	2- 9	92901-04100	2-18	98701-05015
5-25	290-25138-00	2-13	92901-04100	8-11	98801-08100
3- 6	290-27211-00-91	2-17	92901-04100		
9-25	290-82530-00	7- 3	92901-04100		
9-26	290-82539-00	2-10	92901-04200		
9-27	290-82590-20	4-22	92901-06100		
9-15	290-82508-20	5-15	92901-06100		
9-28	290-82599-00	7-12	92901-06100		
8- 1	290-83310-10	9- 7	92901-06100		
8- 6	290-83330-10	9-11	92901-06100		
9-22	290-83371-10	9-17	92901-06100		
6- 1	290-83510-10	4-27	92901-06200		
6- 5	290-82510-00-35	5-16	92901-06200		
6- 4	290-83520-10	9-24	92901-06200		
6- 9	290-83550-00	1-15	92901-08100		
3- 8	290-83973-00	8-12	92901-08100		
4-24	290-84118-01	1-16	92901-08200		
4-25	290-84119-01	4-18	92901-10100		
7- 0-1	290-84510-00	6-20	92903-08200		
7- 1	290-84511-00	5-27	93104-07003		
9- 5	812-81970-41	5- 4	93106-20001		
4-21	91201-06010	5- 6	93107-42001		
7-10	91201-06012	5-28	93210-14104		
9-23	91201-06015	5- 3	93306-20203		



YAMAHA MOTOR CO., LTD.

PRINTED IN JAPAN

First edition May, 1971