




SUZUKI

K 50 B — K 50 DB


K 50 N — K 50 DN




C. REINHARDT - UNION ^{A/S}

SUZUKI K50(D)B

K50B




K50DB




F. No. K50—237852~

SUZUKI K50(D)N

K50N



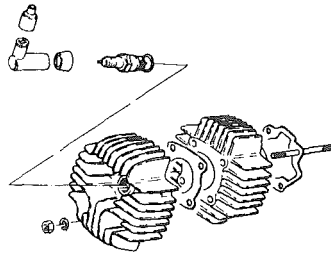
K50DN



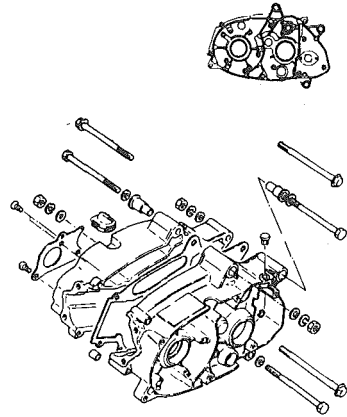
F. No. K50—266238~

COLOR No.	COLOR NAME	MANSEL COLOR No.	MODELS			
			B	DB	N	DN
019	BLACK	NI	<input type="radio"/>	<input type="radio"/>	<input type="radio"/>	<input type="radio"/>
126	PEARL METALLIC		<input type="radio"/>			
291	BLACK (SEMI-GLOSS)		<input type="radio"/>	<input type="radio"/>	<input type="radio"/>	<input type="radio"/>
719	ORANGE (TAPE)	2.5YR 6/14	<input type="radio"/>	<input type="radio"/>	<input type="radio"/>	<input type="radio"/>
724	SKY BLUE (TAPE)	2.5PB 4/12	<input type="radio"/>	<input type="radio"/>		
742	SILVER METALLIC (TAPE)				<input type="radio"/>	<input type="radio"/>
764	GOLD (TAPE)		<input type="radio"/>	<input type="radio"/>		
865	BLACK (For SEAT)		<input type="radio"/>	<input type="radio"/>		
866	BLACK (For SEAT)				<input type="radio"/>	<input type="radio"/>
00U	CANDY ROSE		<input type="radio"/>	<input type="radio"/>		
03R	CERULEAN BLUE (TAPE)		<input type="radio"/>	<input type="radio"/>		
05H	CANDY FLORIDA BLUE		<input type="radio"/>	<input type="radio"/>	<input type="radio"/>	<input type="radio"/>
07P	MARBLE PURE RED				<input type="radio"/>	<input type="radio"/>
61P	764 + 03R (COMBINATION)		<input type="radio"/>	<input type="radio"/>		
61R	764 + 719 (COMBINATION)		<input type="radio"/>	<input type="radio"/>		
61U	764 + 724 (COMBINATION)		<input type="radio"/>	<input type="radio"/>		
65M	719 + 742 (COMBINATION)				<input type="radio"/>	<input type="radio"/>

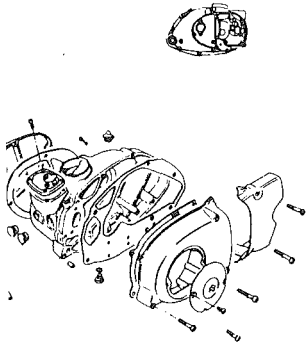
K50B
K50N
K50DB
K50DN



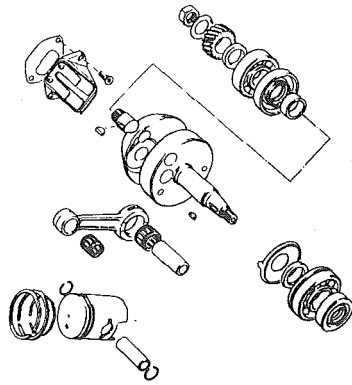
①



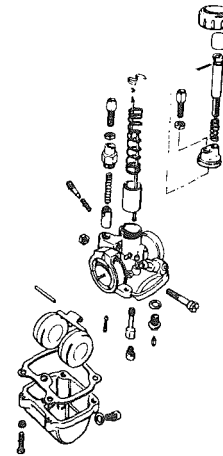
②



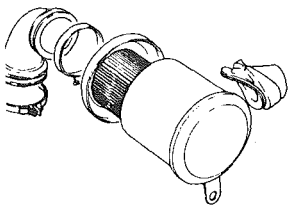
③



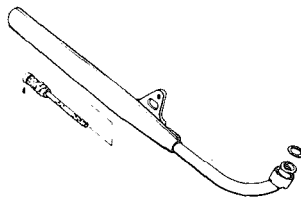
④



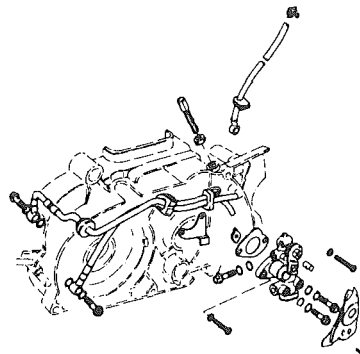
⑤



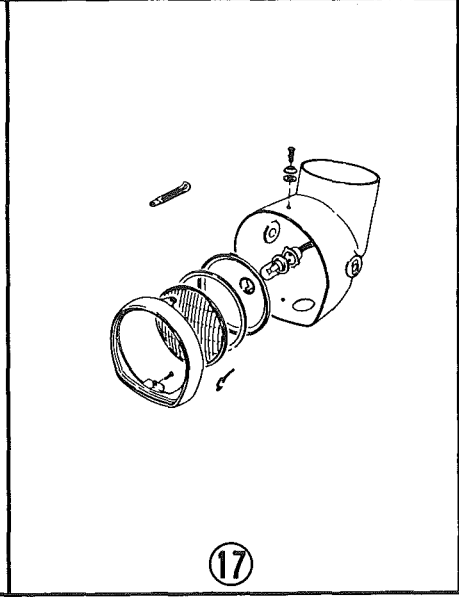
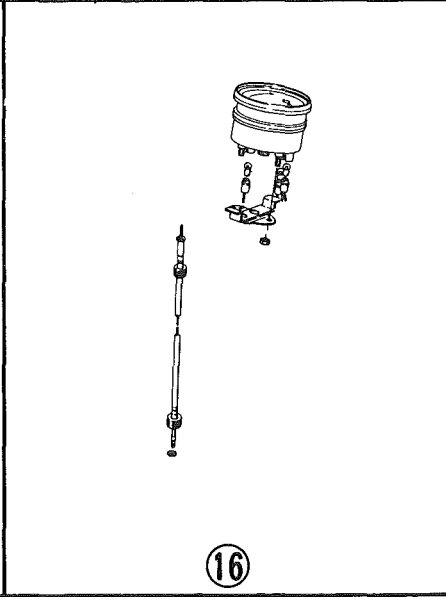
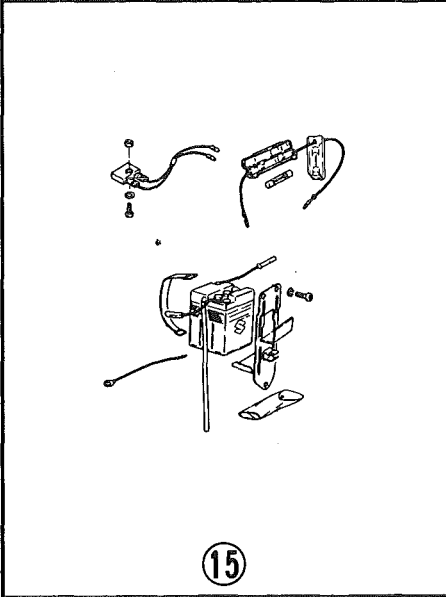

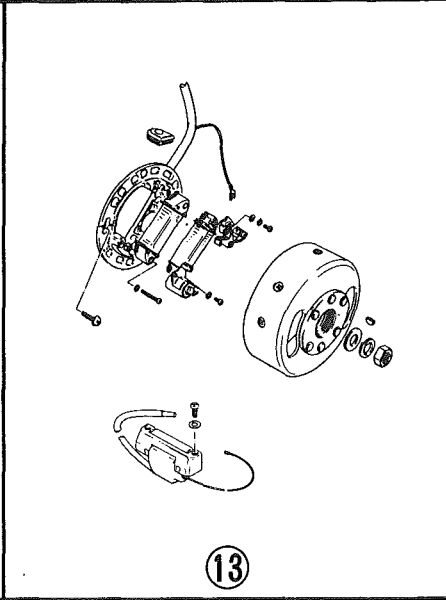
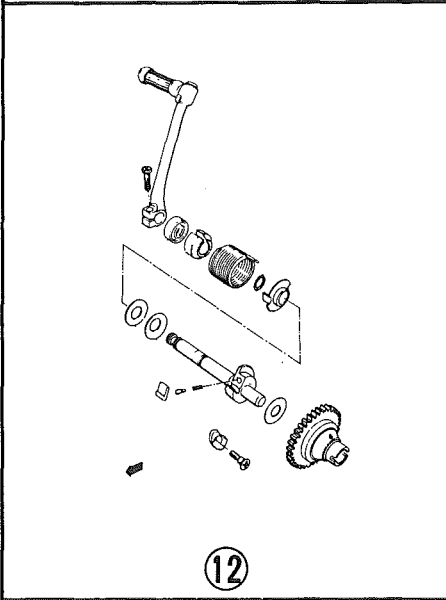
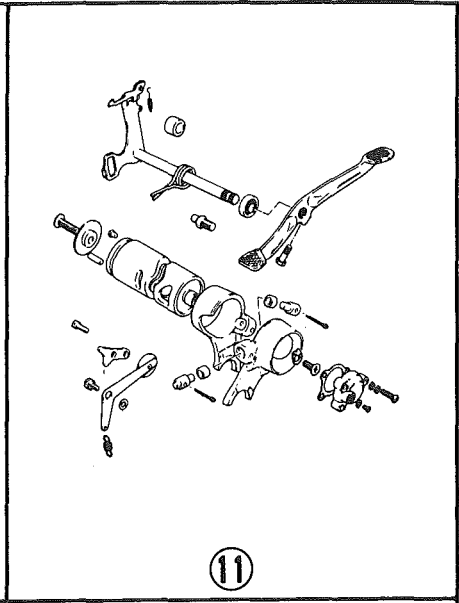
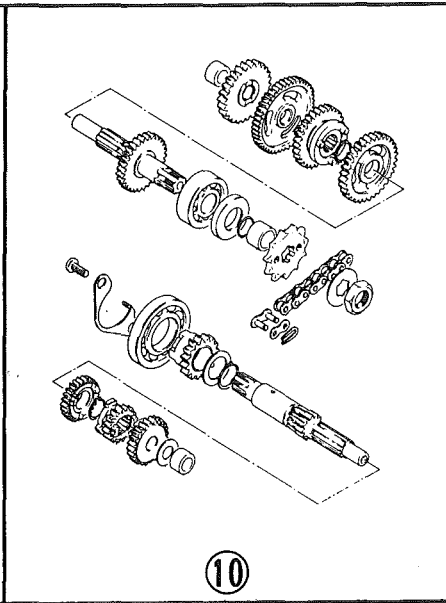
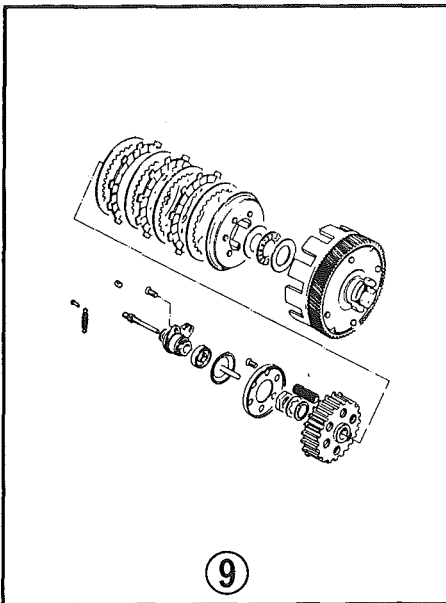
⑥

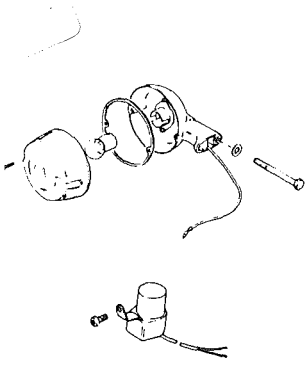


⑦

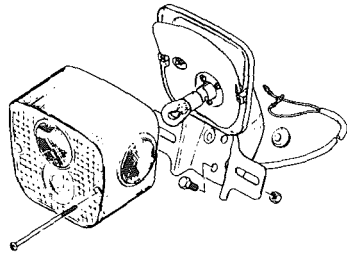


⑧

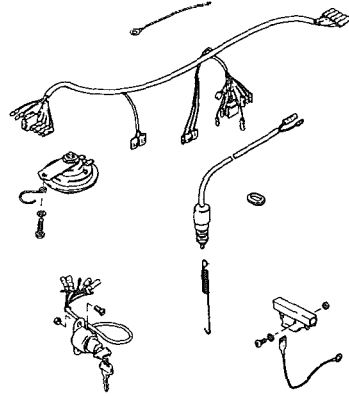




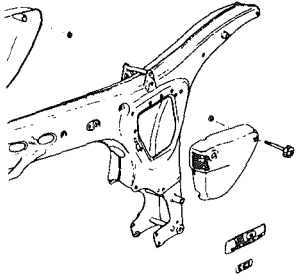
18



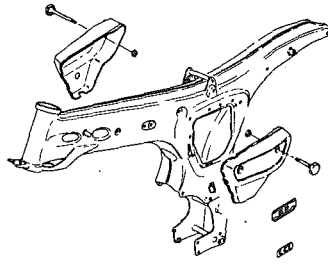
19



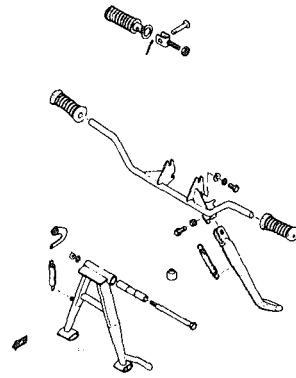
20



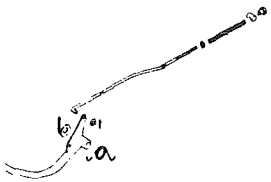
21



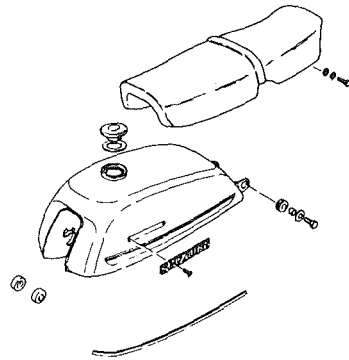
22



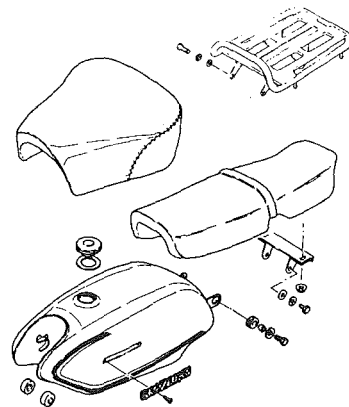
23



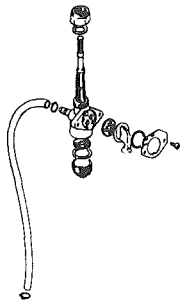
24



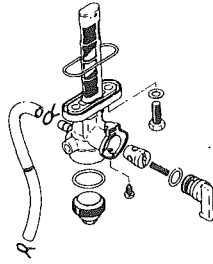
25



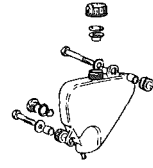
26



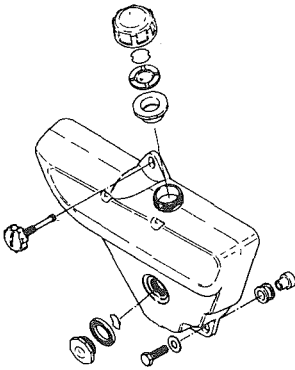
27



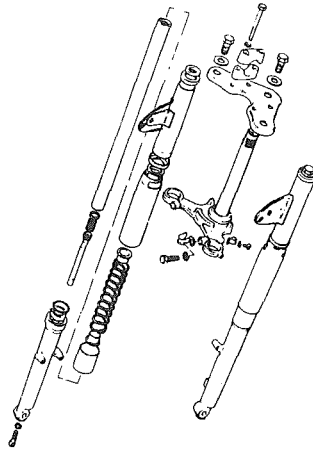
28



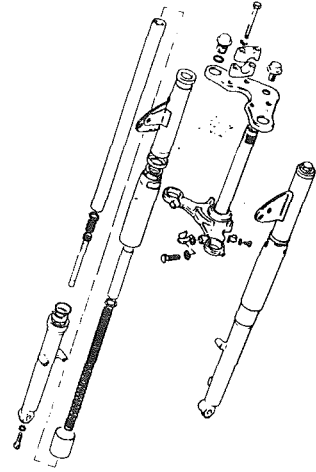
29



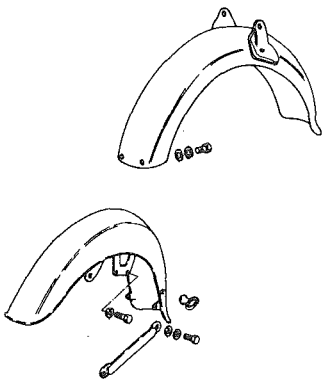
30



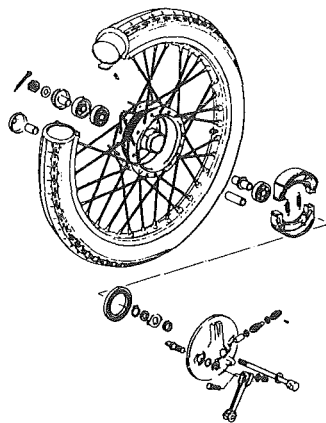
31



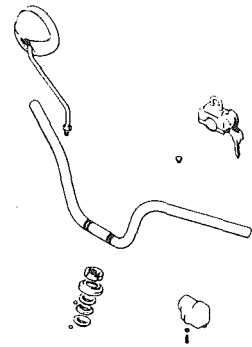
32



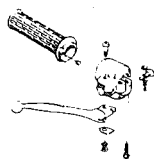
33



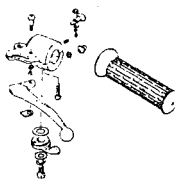
34



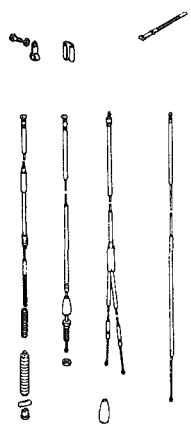
35



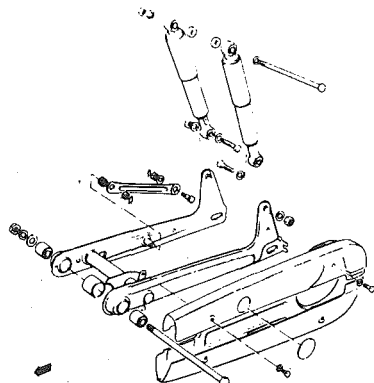
36



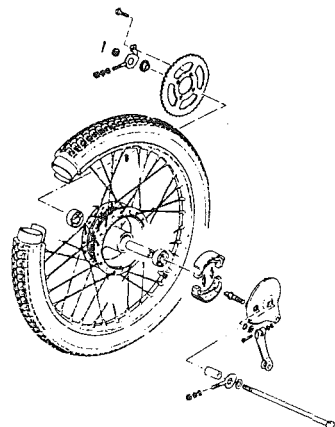
37



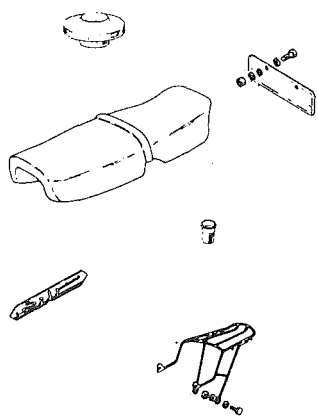
38



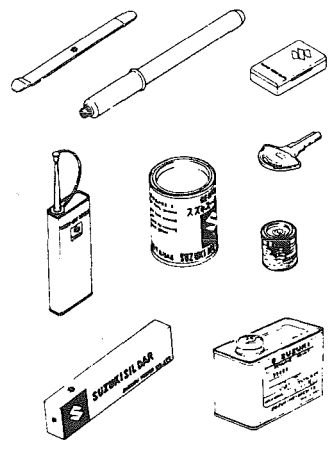
39



40

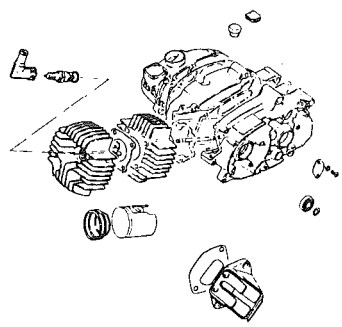


41

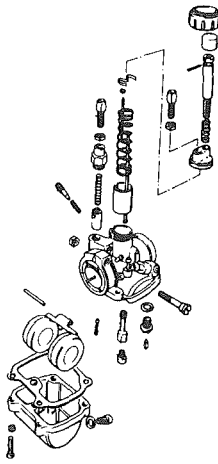


42

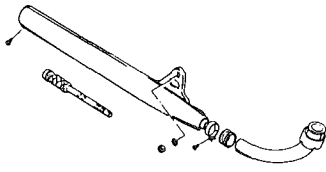
K50B
K50N
K50DB
K50DN
for E17 spec.



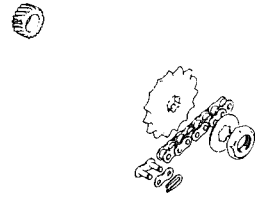
43



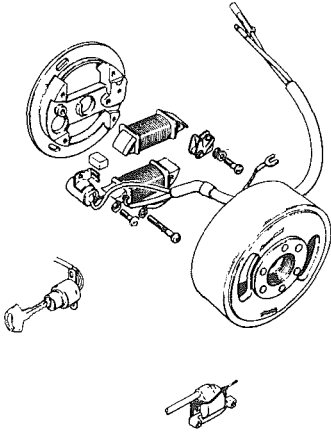
44



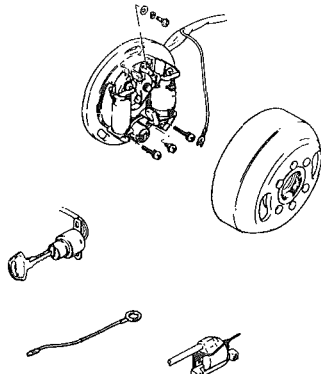
45



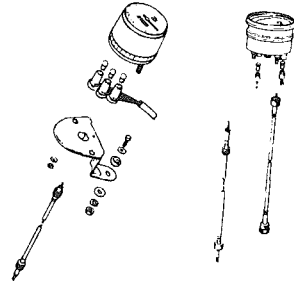
46



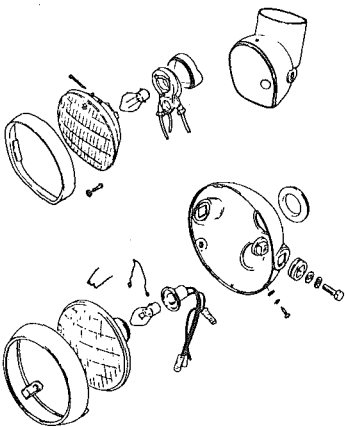
47



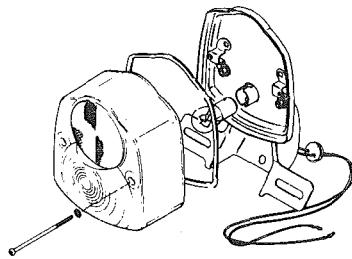
48



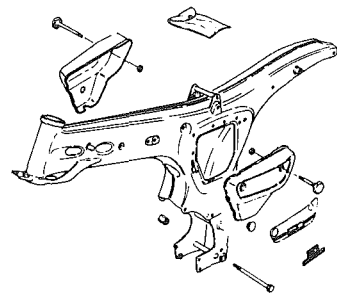
49



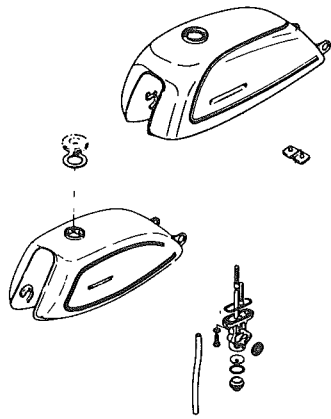
50



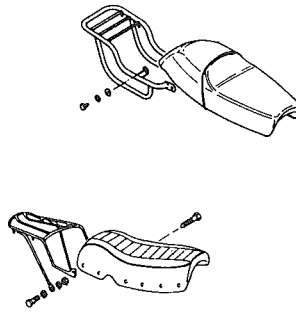
51



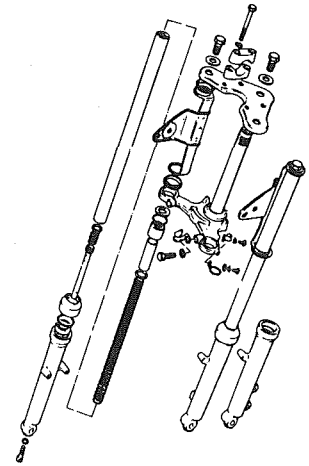
52



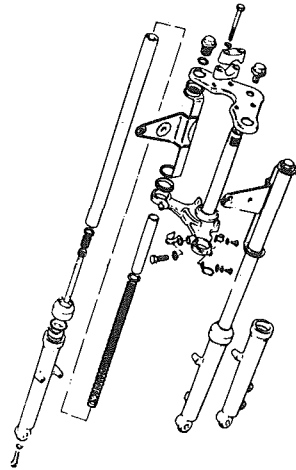
53



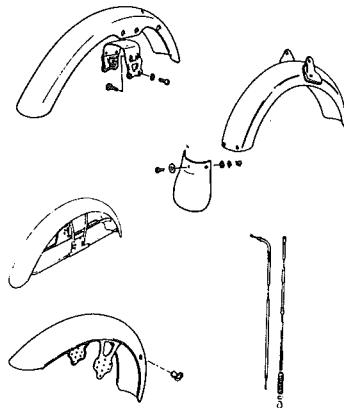
54



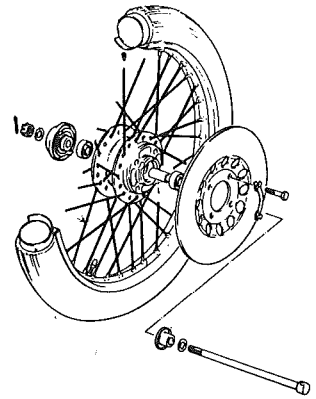
55



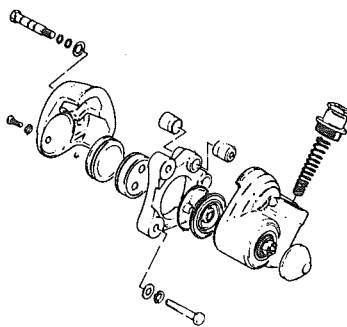
56



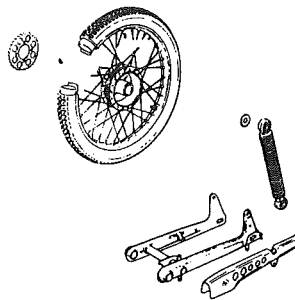
57



58

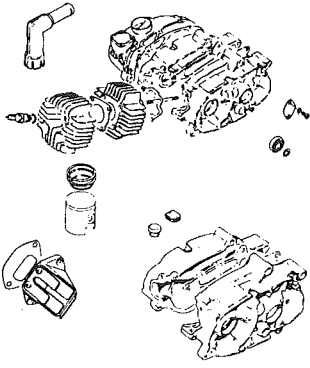


59

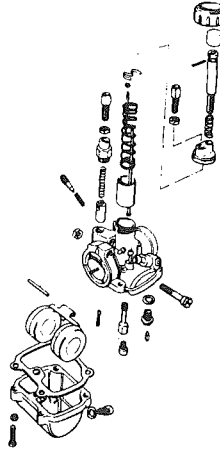


60

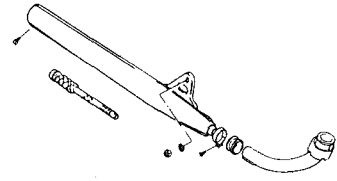
K50B
K50N
K50DB
K50DN
for E26 spec.




61



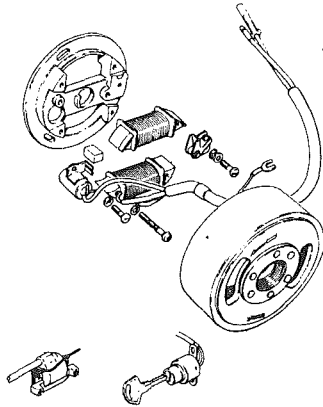
62



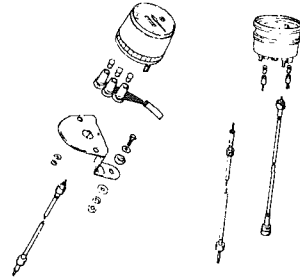
63



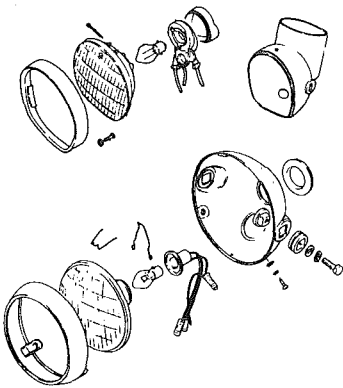
64



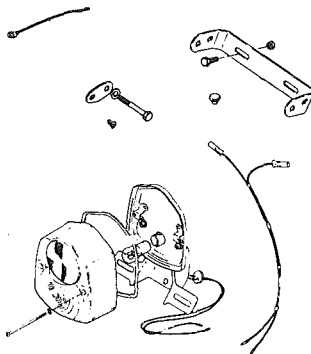
65



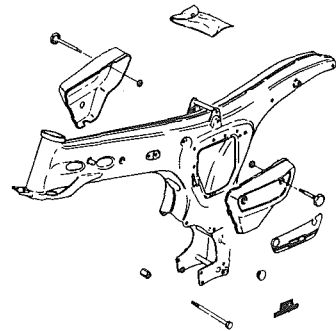
66



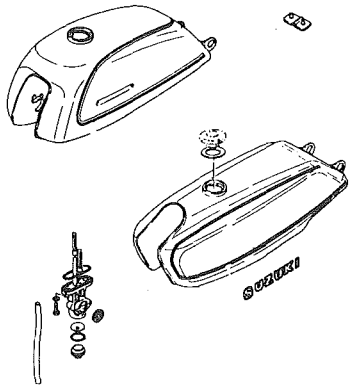
67



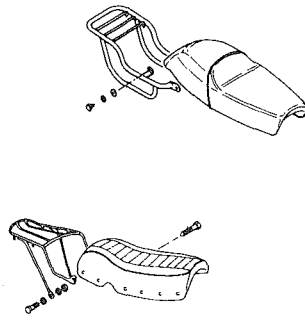
68



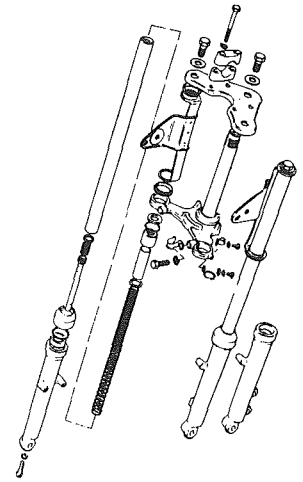
69



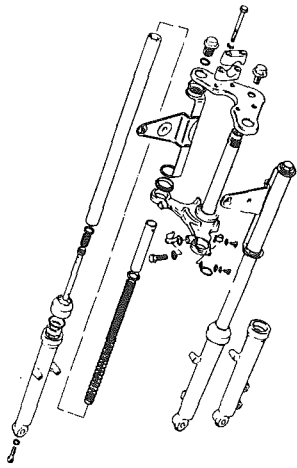
70



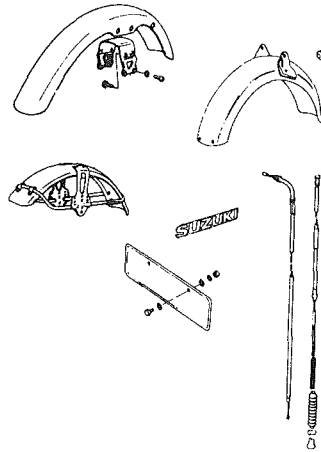
71



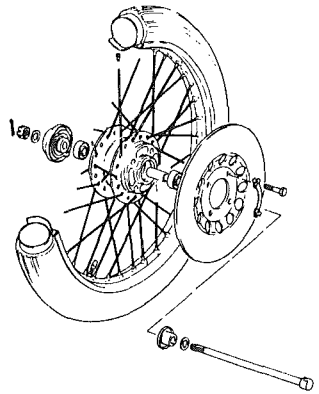
72



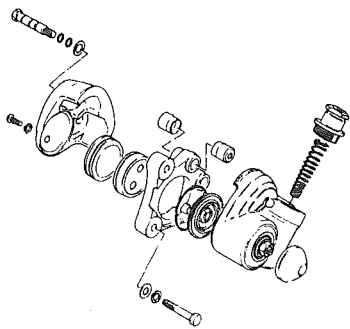
73



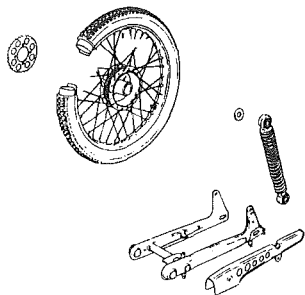
74



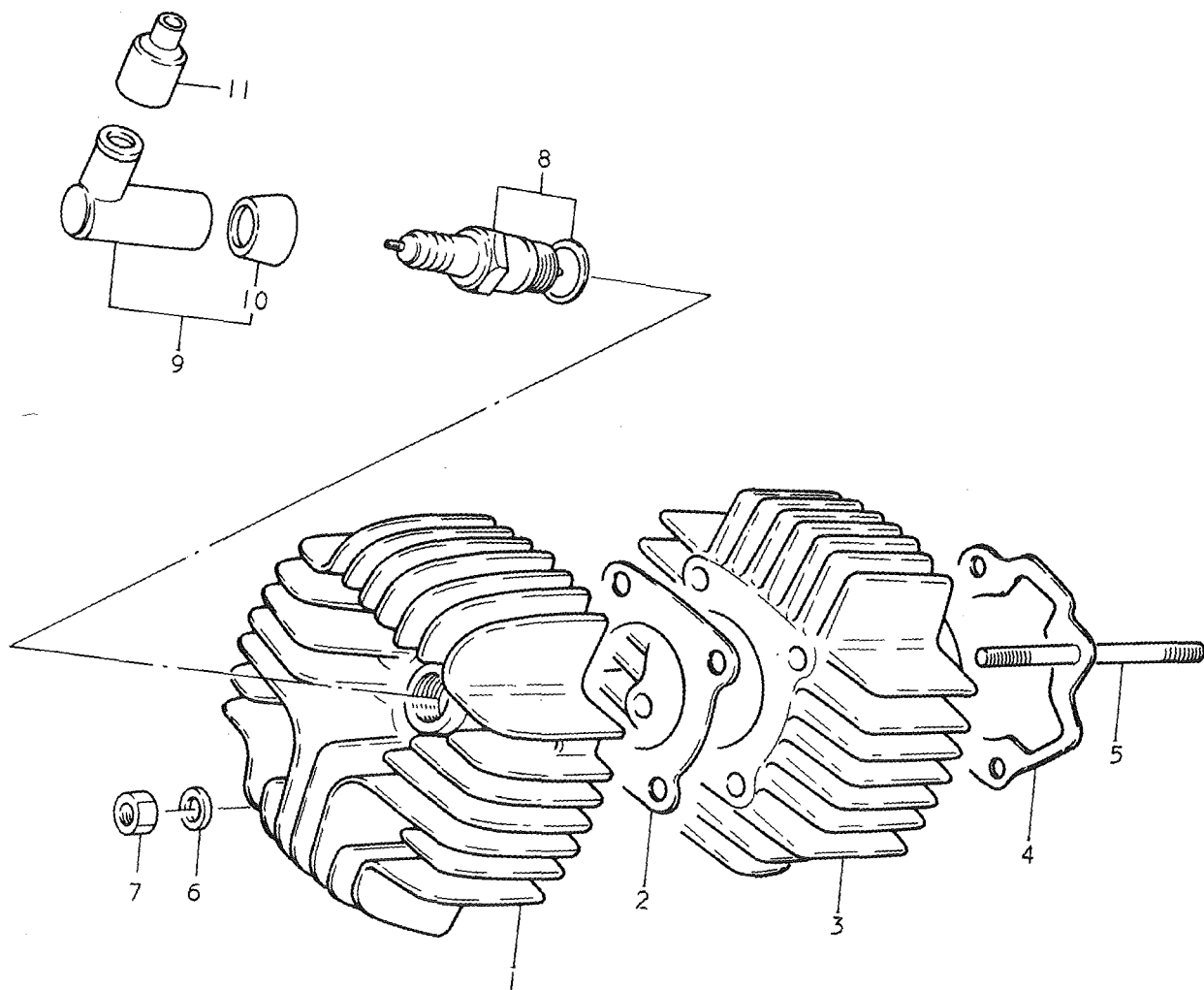
75



76

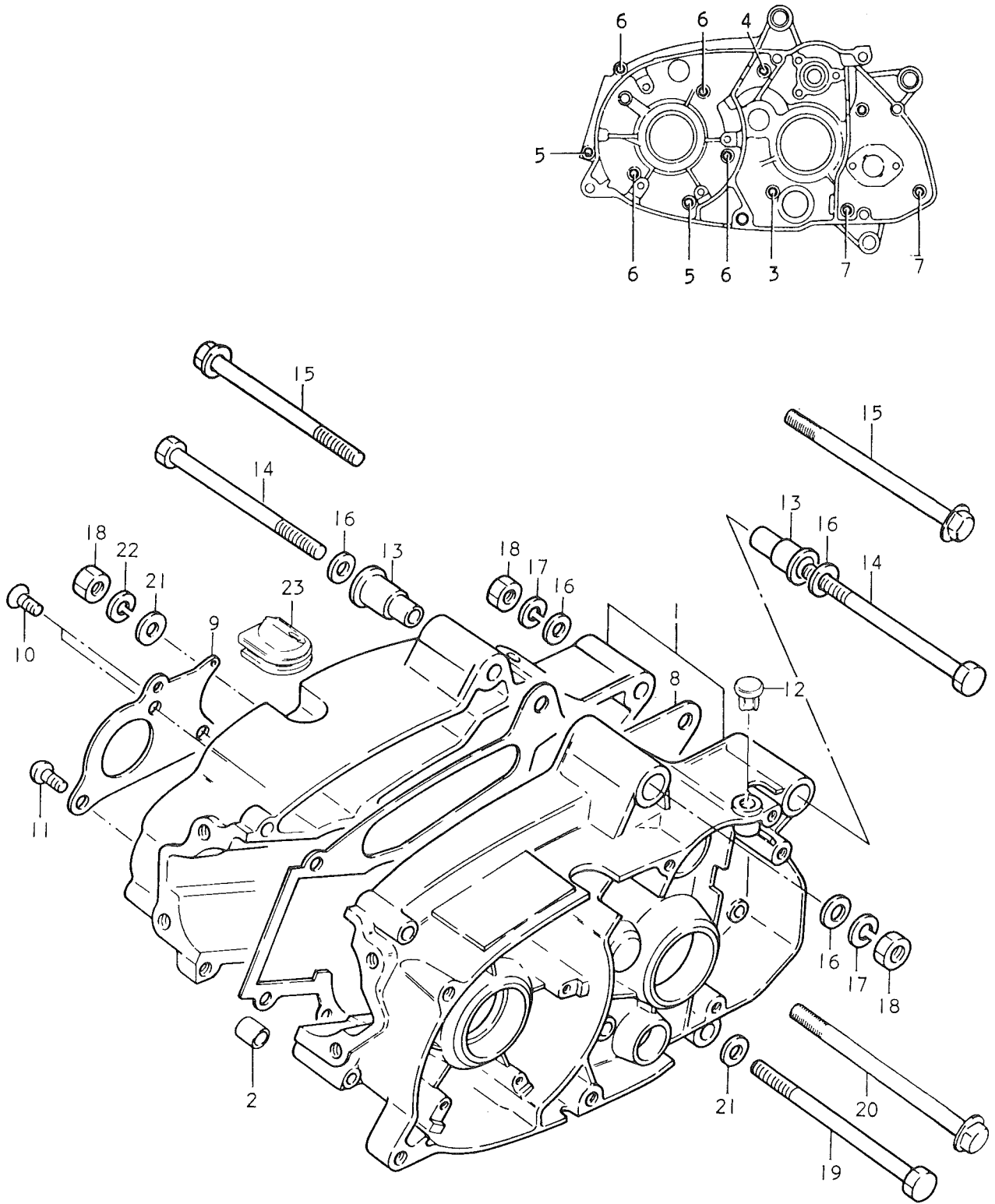


77



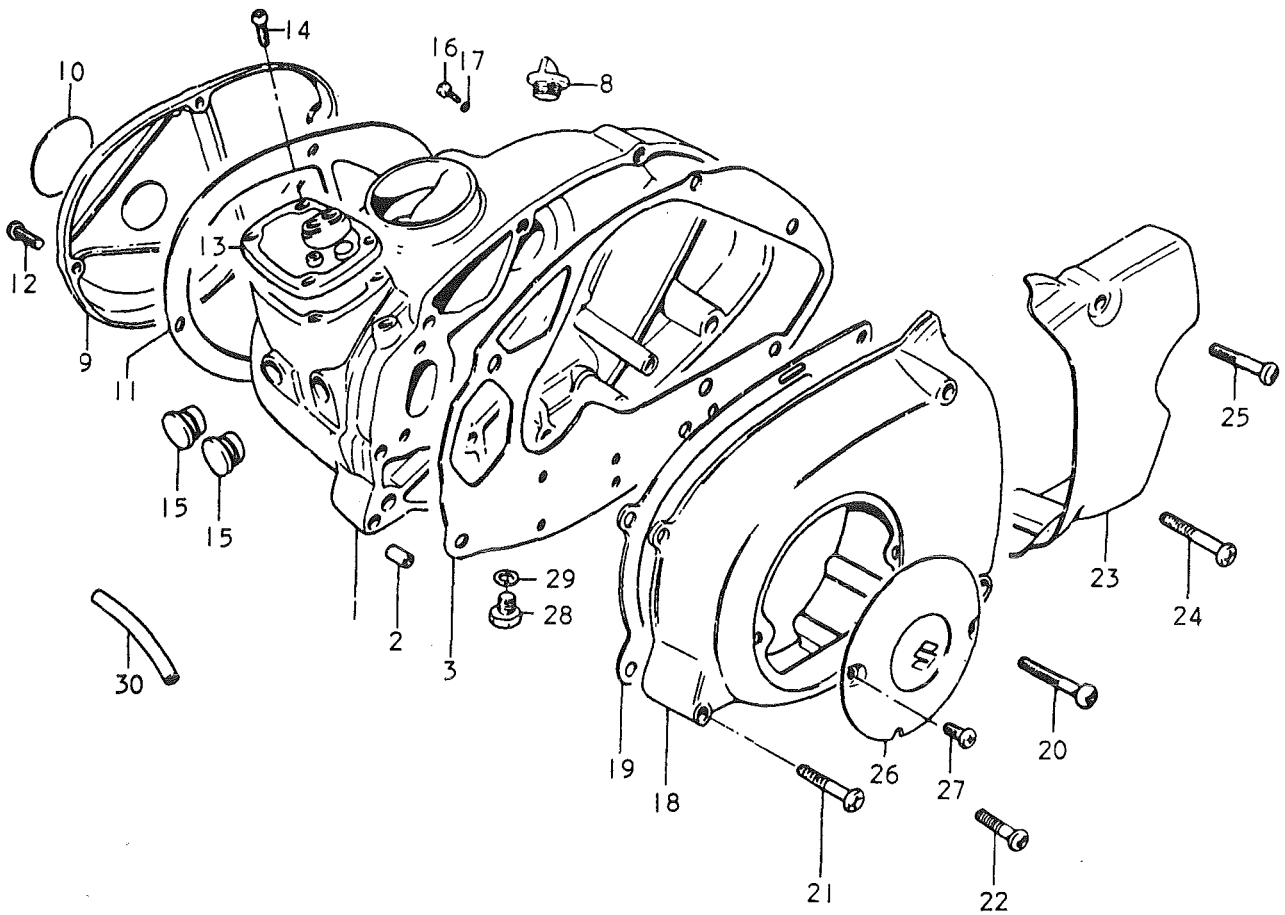
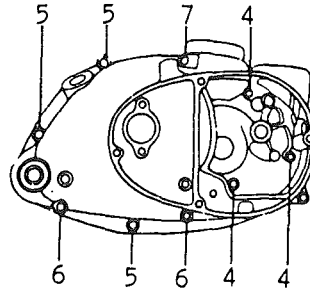
Ref.No.	Part No.	Description	Q'ty				Remarks
			B	DB	N	DN	
1	11111-19001	Cylinder head	1	1	1	1	
2-1	11141-22600	Gasket, cylinder	1	1	1	1	
3	11210-19611	Cylinder	1	1	1	1	
4	11241-19000	Gasket, cylinder	1	1	1	1	
5	01421-06958	Stud bolt	4	4	4	4	
6	08322-21068	Washer	4	4	4	4	
7	08310-11068	Nut	4	4	4	4	
8	09482-00084	Spark plug assy	1	1	1	1	BP 7HS NGK
9	33510-44600	Cap assy, spark plug	1	1	1	1	
	11400-22821	Gasket set	1	1	1	1	

FIG.2 CRANKCASE



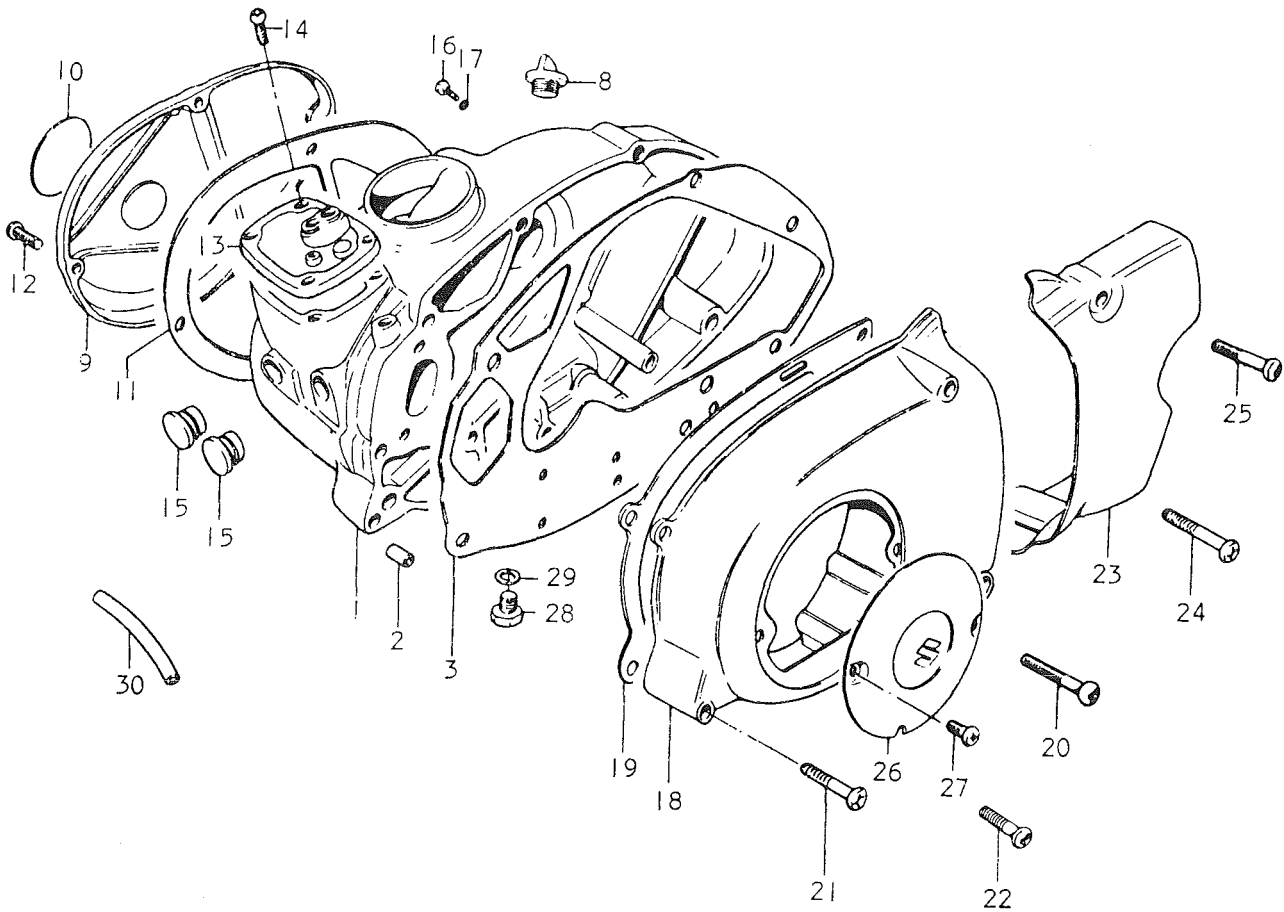
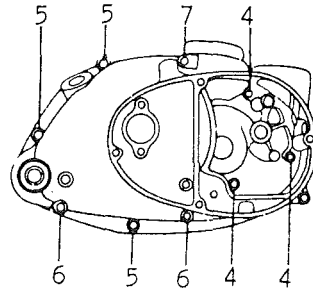
Ref.No.	Part No.	Description	Q'ty				Remarks
			B	DB	N	DN	
1	11300-22861	Crankcase assy	1	1	1	1	
2	04211-09129	Dowel pin	2	2	2	2	
3	02112-06608	Screw	1	1	1	1	
4	02112-06557	Screw	1	1	1	1	
5	02112-06458	Screw	2	2	2	2	
6	02112-06408	Screw	4	4	4	4	
7	02112-06307	Screw	2	2	2	2	
8	11481-22001	Gasket, crankcase	1	1	1	1	
9	12521-19002	Plate, oil resrevior	1	1	1	1	
10	02122-06128	Screw	1	1	1	1	
11	02112-06128	Screw	1	1	1	1	
12	09250-10005	Plug, breather	1	1	1	1	
13	09319-08008	Bushing,	4	4	4	4	
14	09100-08026	Bolt	2	2	-	-	L:115
15	09103-08024	Bolt	-	-	2	2	L:110
16	08322-11088	Washer	4	4	2	2	
17	08321-21088	Lock washer	2	2	2	2	
18	08310-12088	Nut	3	3	3	3	
19	09100-08024	Bolt	1	1	-	-	L:105
20	09103-08023	Bolt	-	-	1	1	L:105
21	08322-21088	Washer	2	2	2	2	
22	08321-31088	Lock washer	1	1	1	1	
23	09309-07005	Grommet	1	1	1	1	

FIG. 3 COVER



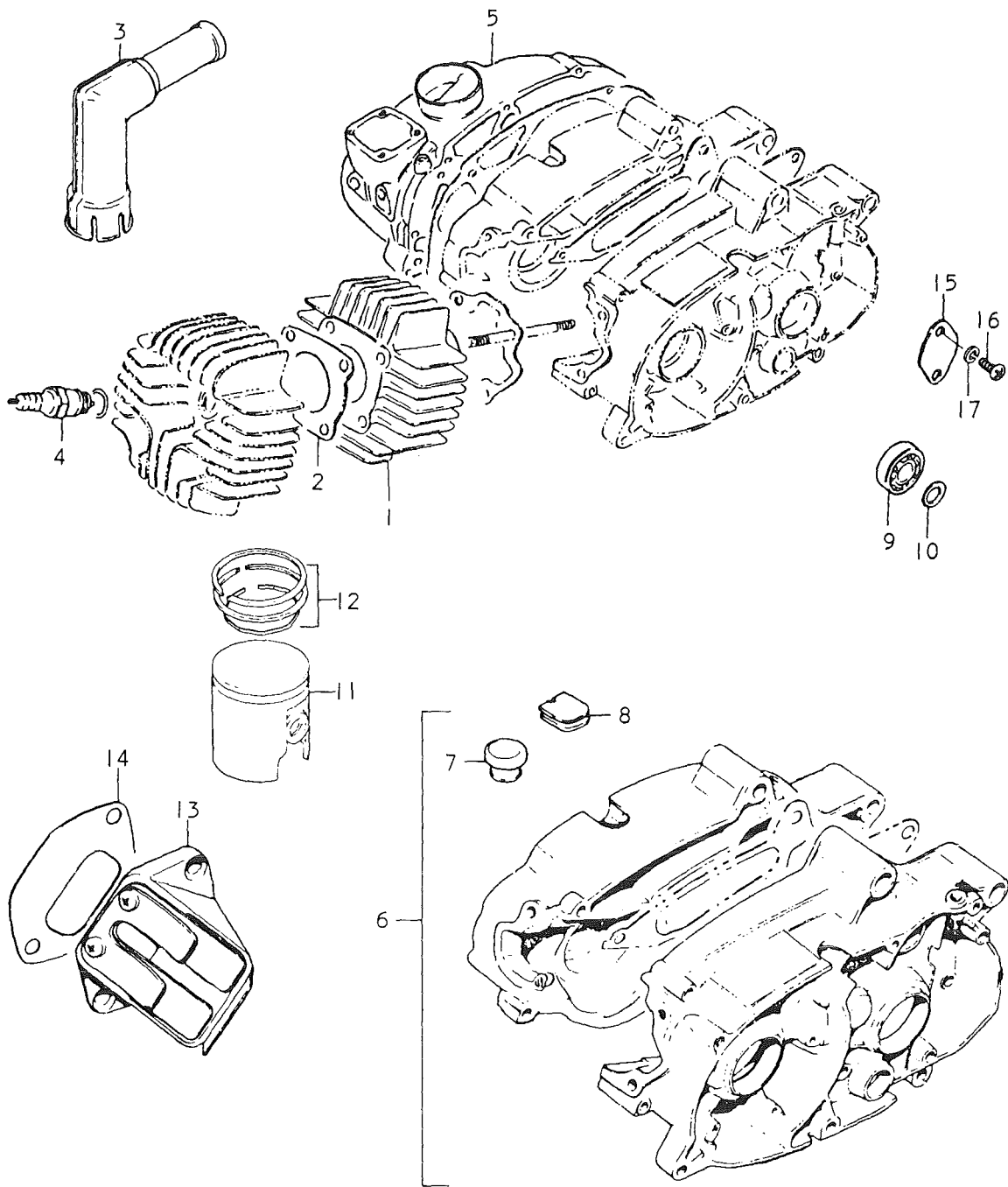
Ref.No	Part NO.	Description	Q'ty				Remarks
			B	DB	N	DN	
1	11340-22620	Cover	1	1	1	1	
2	04211-09129	Dowel pin	2	2	2	2	
3	11482-22000	Gasket	1	1	1	1	
4	02112-06258	Screw	3	3	3	3	
5	02112-06408	Screw	3	3	3	3	
6	02112-06658	Screw	1	1	1	1	
7	02112-06808	Screw	1	1	1	1	
8	09259-20003	Plug	1	1	1	1	
9	11383-22001	Cap	1	1	1	1	
10	68234-25300	Emblem	1	1	1	1	
11	11492-22000	Gasket	1	1	1	1	
12	02112-05208	Screw	4	4	4	4	
13	11440-27200	Cover	1	1	1	1	
14	02112-05168	Screw	4	4	4	4	
15	09250-14002	Cap	2	2	2	2	
16	09128-06004	Plug	1	1	1	1	
17	09168-06001	Gasket	1	1	1	1	
18	11351-22003	Cover	1	1	1	1	
19	11483-22001	Gasket	1	1	1	1	
20	02112-06408	Screw	1	1	1	1	
21	02112-06508	Screw	1	1	1	1	
22	02112-06307	Screw	2	2	2	2	

FIG.3 COVER



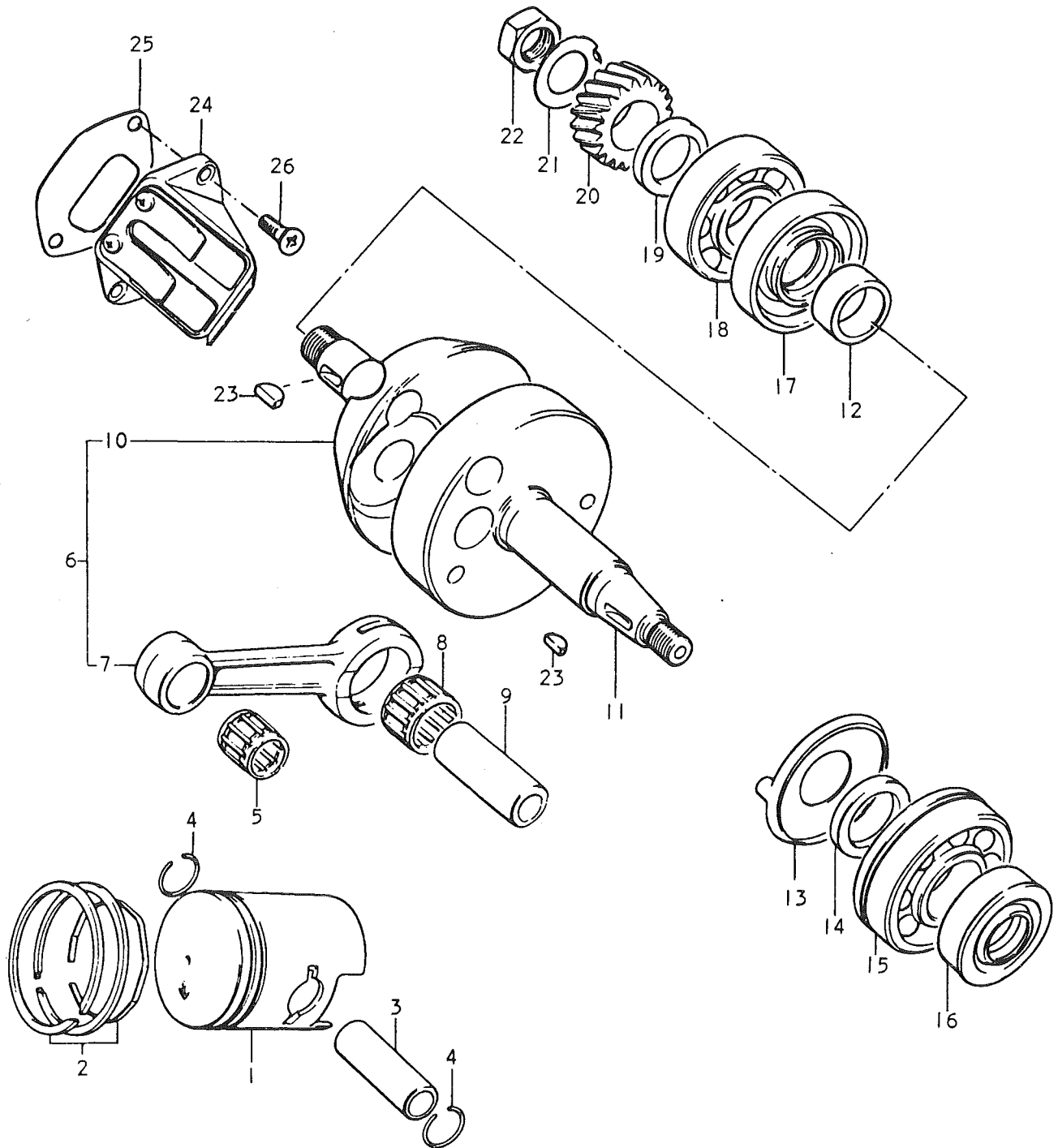
Ref.No	Part No.	Description	Q'ty				Remarks
			B	DB	N	DN	
23	11360-22001	Cover	1	1	1	1	
24	02112-06508	Screw	1	1	1	1	
25	02112-06358	Screw	1	1	1	1	
26	11381-01001	Cap	1	1	1	1	
27	02112-05088	Screw	2	2	2	2	
28	09247-10001	Plug	1	1	1	1	
29	09168-10002	Gasket	1	1	1	1	
30	09344-03014	Hose	1	1	1	1	

FIG.61 FOR SPECIAL MARKET (E26)



Ref.No	Part No.	Description	Q'ty				Remarks
			B	DB	N	DN	
1	11210-19611	Cylinder	1	1	1	1	
2	11141-22600	Gasket	1	1	1	1	
3	33510-44600	Cap	1	1	1	1	
4	09482-00105	Spark plug	1	1	1	1	BP-7HS
5	11340-22620	Cover	1	1	1	1	
6	11300-22861	Crankcase set	1	1	1	1	
7	09250-15005	Cap	1	1	1	1	
8	09259-13001	Plug	1	1	1	1	
9	08113-62040	Bearing	1	1	1	1	
10	08221-20306	Shim	1	1	1	1	
11		Se side 21					
12		Se side 21					
13	13150-22600	Reed valve assy	1	1	1	1	
14	13156-22600	Gasket	1	1	1	1	
15	16745-16701	Cap	1	1	1	1	
16	02112-05128	Screw	2	2	2	2	
17	08321-21058	Lock washer	-	-	2	2	

FIG.4 CRANKSHAFT

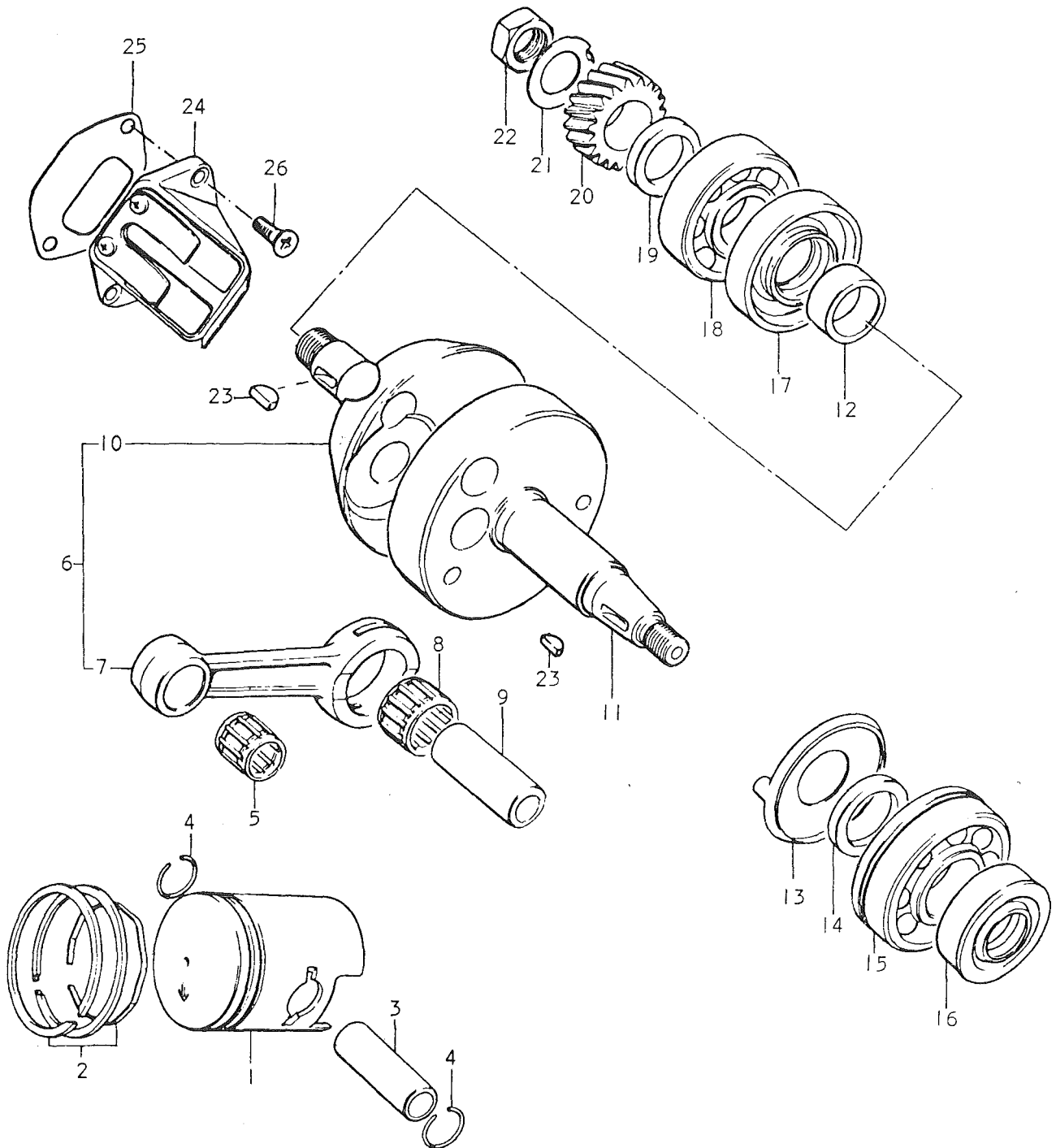


Ref.No	Part No.	Description	Q'ty				Remarks
			B	DB	N	DN	
1-1	12110-46103	Piston	1	1	1	1	Se fod note
1-2	12110-35612-050	Piston (OS:0,5)	1	1	1	1	Se fod note
1-3	12110-35612-100	Piston (OS:1,0)	1	1	1	1	Se fod note
2-1	12140-46110	Ring set	1	1	1	1	
2-2	12140-46110-050	Ring set (OS:0,5)	1	1	1	1	
2-3	12140-46110-100	Ring set (OS:1,0)	1	1	1	1	
3	12151-02000	Pin	1	1	1	1	
4	09381-12001	Circlip	2	2	2	2	
5	09263-12003	Bearing	1	1	1	1	
6	12200-35892	Crankshaft assy	1	1	1	1	
7	12161-35000	Rod, connecting	1	1	1	1	
8	09263-16014	Bearing	1	1	1	1	
9	12211-19000	Pin, crank	1	1	1	1	
10	12221-35001	Crankshaft, RH	1	1	1	1	
11	12261-35002	Crankshaft, LH	1	1	1	1	
12	09180-17026	Spacer, crankshaft RH	1	1	1	1	

Stempler kan nu leveres komplette med ringe, pinde og låse, bestillingsnummer:

12102-46810	Piston kompl.	std.
12102-35820	Piston kompl.	0.50 ost.
12102-35830	Piston kompl.	1.00 ost.

FIG.4 CRANKSHAFT




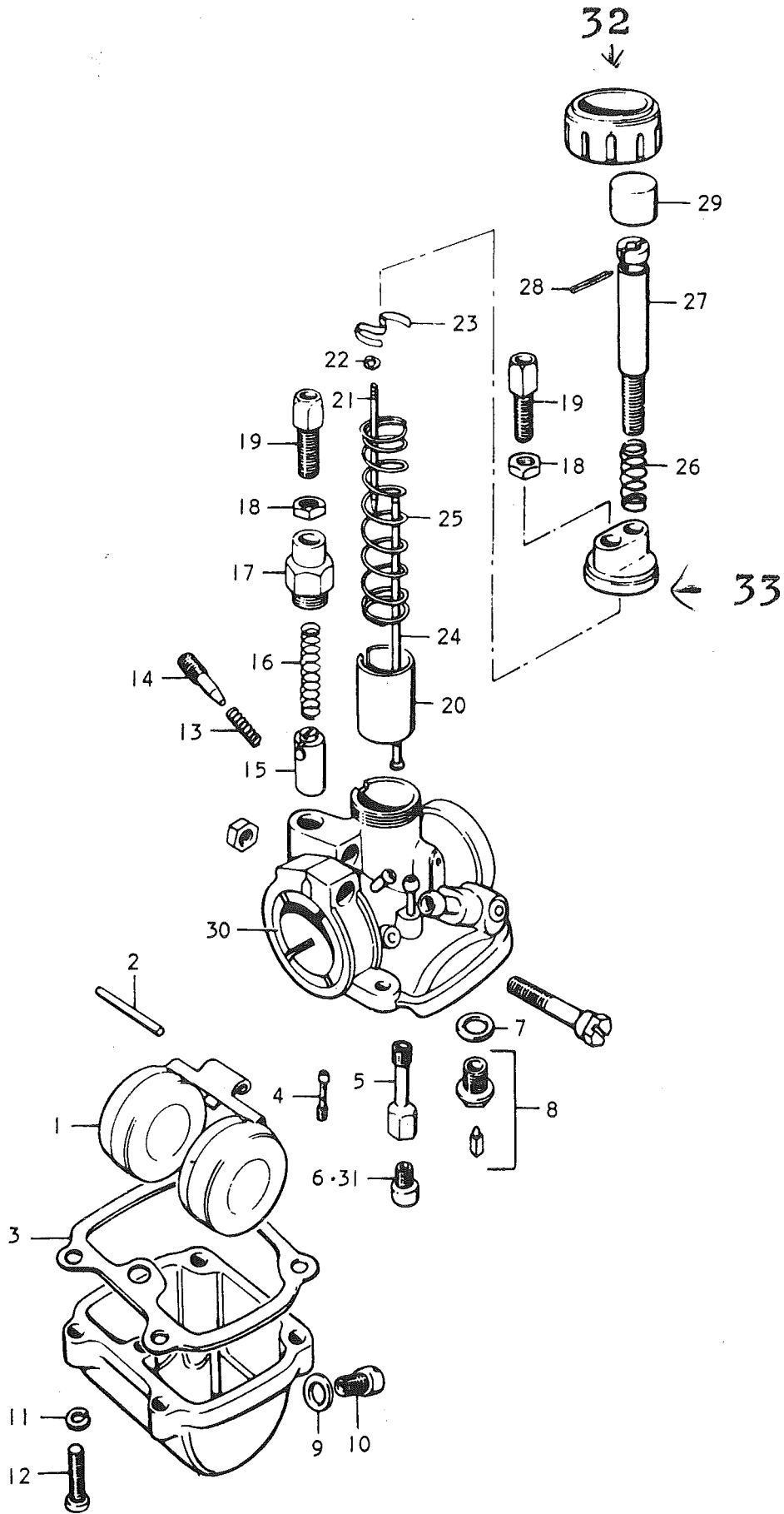
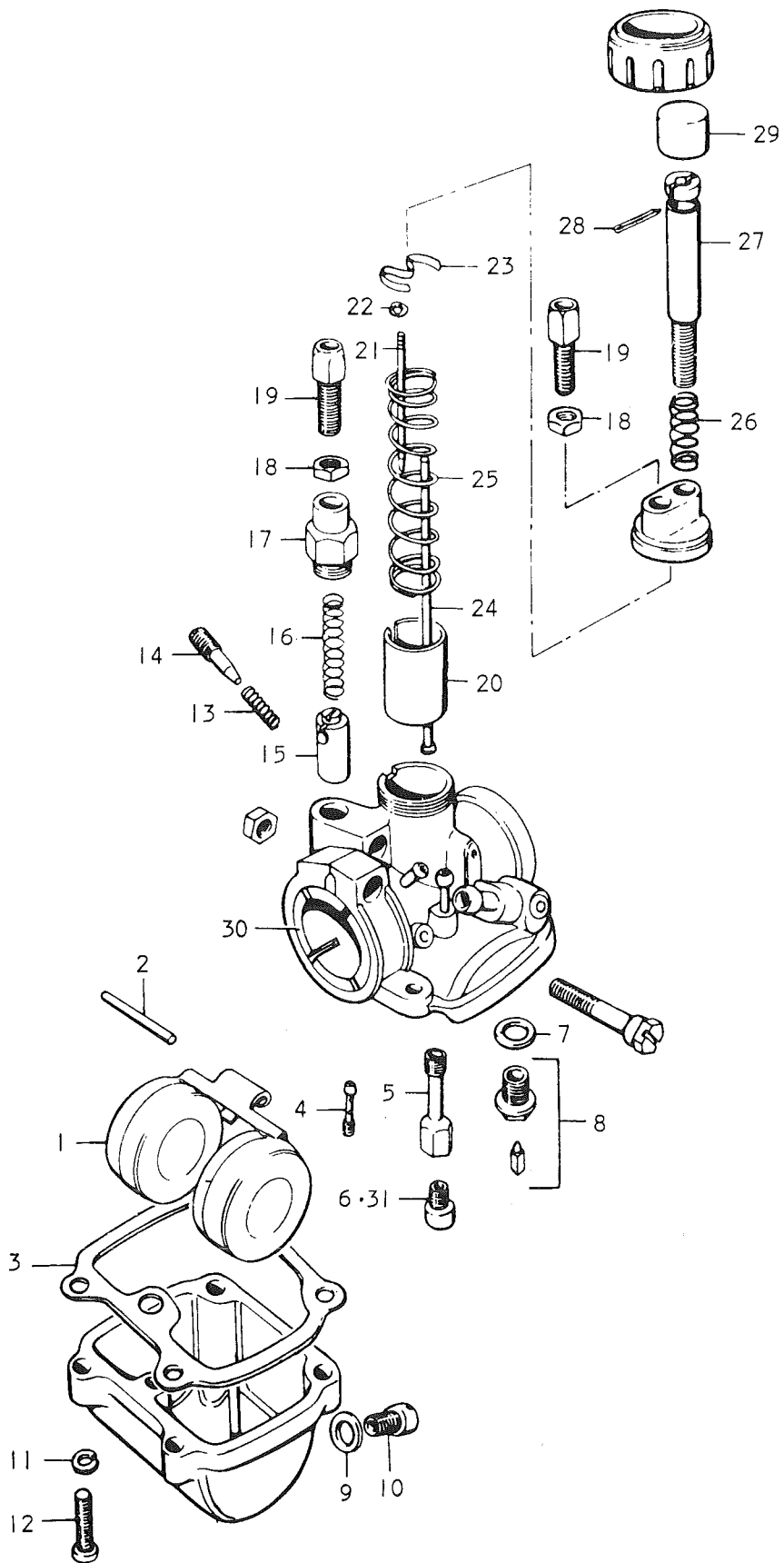
Ref.No	Part No.	Description	Q'ty				Remarks
			B	DB	N	DN	
13	12511-06100	Plate	1	1	1	1	
14	09180-20017	Spacer	1	1	1	1	20x28x4,5
15	09269-20006	Bearing	1	1	1	1	
16	09283-20011	Oil seal	1	1	1	1	
17	09283-23001	Oil seal	1	1	1	1	
18	08113-63030	Bearing	1	1	1	1	
19	09180-17027	Spacer	1	1	1	1	17x28x4,5
20	21111-22600	Gear, primary drive	1	1	1	1	
21	09166-14008	Washer	1	1	1	1	
22	09140-14002	Nut	1	1	1	1	
23	08341-31039	Key	2	2	2	2	
24	13150-22600	Valve assy 	1	1	1	1	
25	13156-22600	Gasket	1	1	1	1	
26	02122-05168	Screw	2	2	2	2	

FIG.5 CARBURETOR



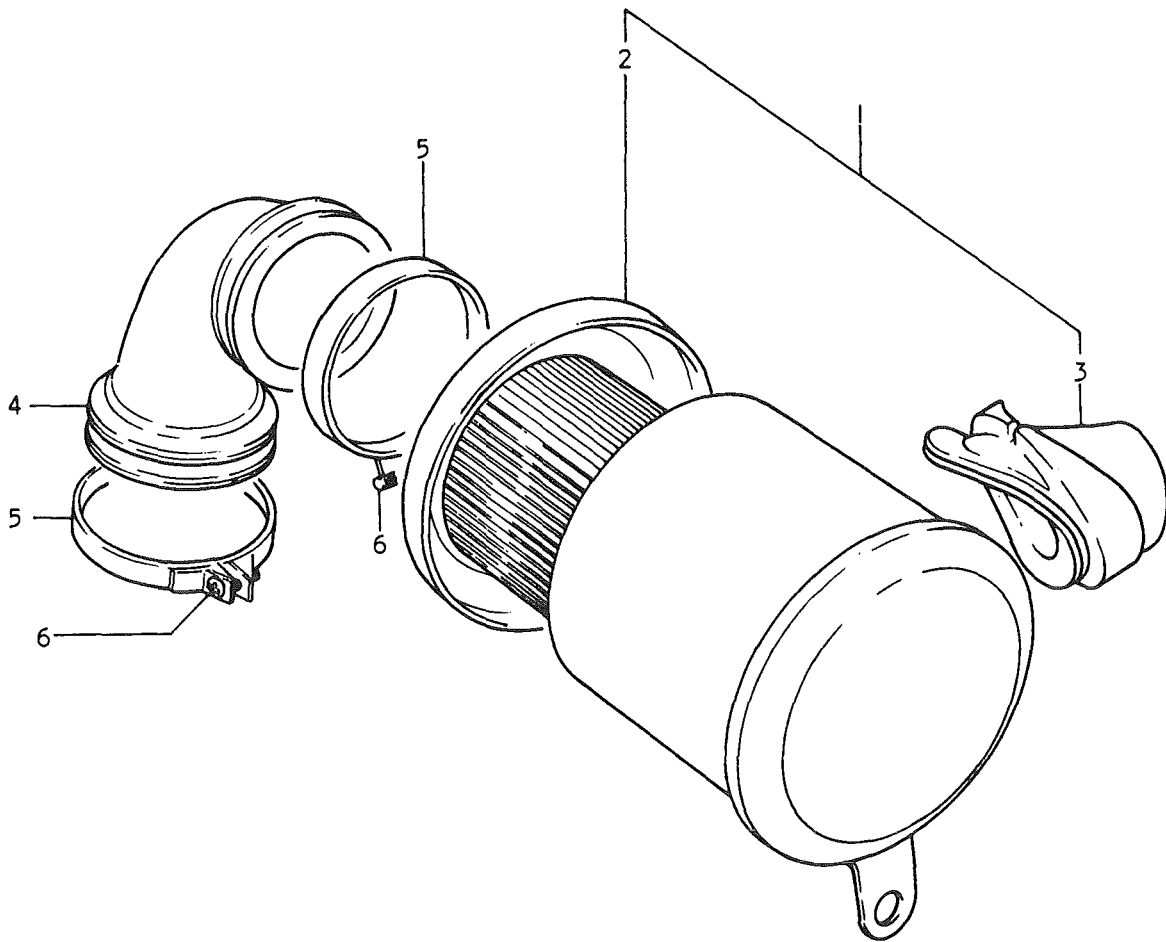
Ref.No	Part No.	Description	Q'ty				Remarks
			B	DB	N	DN	
	1300-22614	Carburetor assy	1	1	1	1	
1	13252-06110	Float	1	1	1	1	
2	13254-01010	Pin	1	1	1	1	
3	13251-01010	Gasket	1	1	1	1	
4	09492-17002	Jet	1	1	1	1	17,5
5	09494-00110	Nozzle	1	1	1	1	E-2
6	09491-62002	Jet	1	1	1	1	62,5
7	13392-01010	Gasket	1	1	1	1	
8	13370-35620	Valve assy	1	1	1	1	
9	13249-05010	Gasket	1	1	1	1	
10	13247-05010	Plug	1	1	1	1	
11	08321-21048	Lock washer	4	4	4	4	
12	02112-04208	Screw	4	4	4	4	from 02111-04:
13	13268-01010	Spring	1	1	1	1	
14	13269-01010	Screw	1	1	1	1	
15	13411-01010	Plunger	1	1	1	1	
16	13417-22010	Spring	1	1	1	1	
17	13418-03110	Cap	1	1	1	1	
18	13661-03010	Nut	2	2	2	2	
19	13577-22600	Adjuster	2	2	2	2	
20	13551-22600	Valve	1	1	1	1	CA:2,5
21	13383-19011	Needle	1	1	1	1	3F3
22	13394-12110	Clip	1	1	1	1	
23	13581-01010	Stopper	1	1	1	1	
24	13296-05010	Rod	1	1	1	1	

FIG.5 CARBURETOR



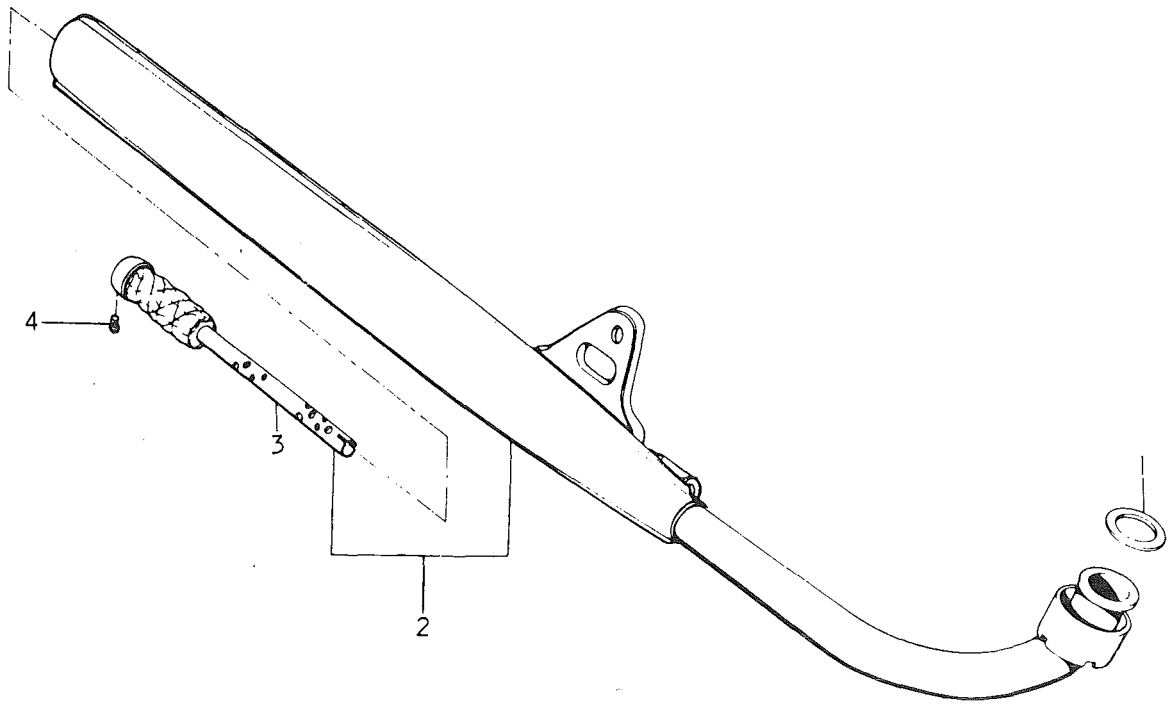
Ref.No	Part No.	Description	Q'ty				Remarks
			B	DB	N	DN	
25	13573-35010	Spring	1	1	1	1	
26	13268-05010	Spring	1	1	1	1	
27	13267-05010	Screw	1	1	1	1	
28	04111-12108	Cotter pin	1	1	1	1	
29	13688-08010	Cap.	1	1	1	1	
30	13285-05010	Insulator	1	1	1	1	
31-1	09491-57002	Jet	1	1	1	1	57,5
31-2	09491-65003	Jet	1	1	1	1	65
31-3	09491-67001	Jet	1	1	1	1	67,5
32	13265-05010	Ring	1	1	1	1	
33	13261-19010	Cap	1	1	1	1	

FIG.6 AIR CLEANER



Ref.No	Part No.	Description	Q'ty				Remarks
			B	DB	N	DN	
1	13700-22011-676	Cleaner assy	1	1	1	1	
2	13780-22010	Filter	1	1	1	1	
3	13721-12020	Hose	1	1	1	1	
4	13881-22001	Hose	1	1	1	1	
5	09402-62306	Clamp	2	2	2	2	
6	03111-04258	Screw	2	2	2	2	

FIG.7 MUFFLER



Ref.No Part No. Description Q'ty Remarks

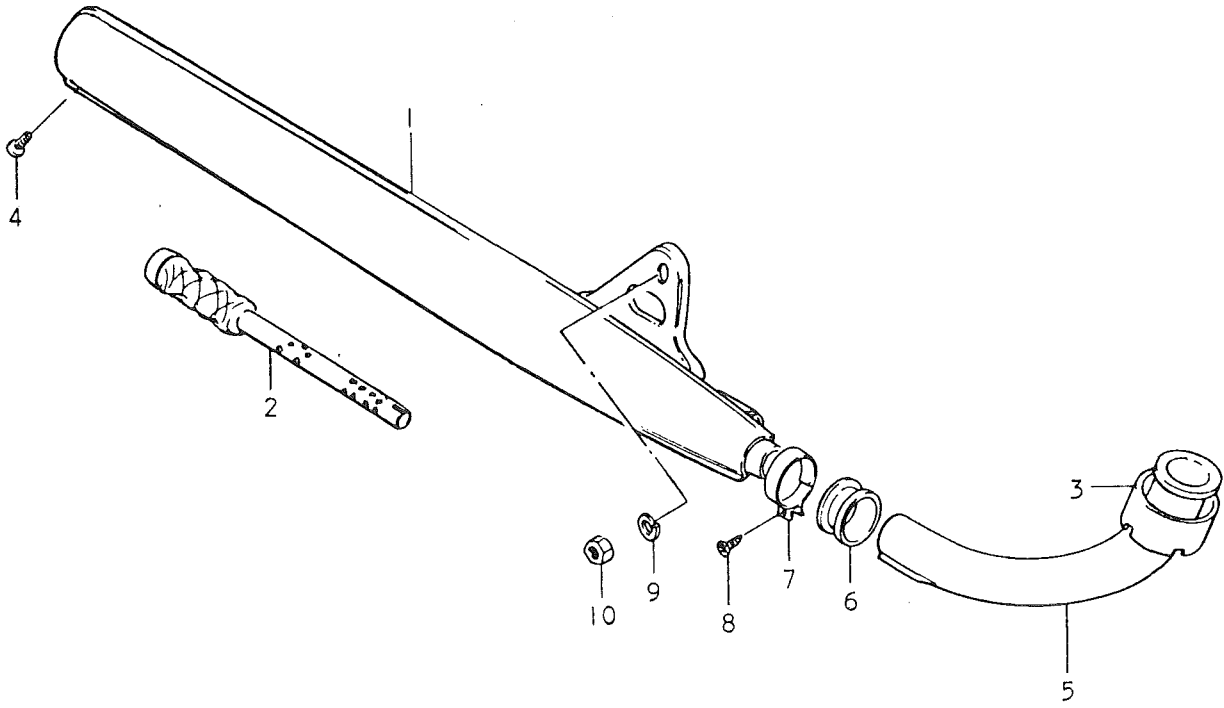
Se venligst også side 33

B DB N DN

=====

1	14181-19000	Gasket	1	1	1	1
---	-------------	--------	---	---	---	---

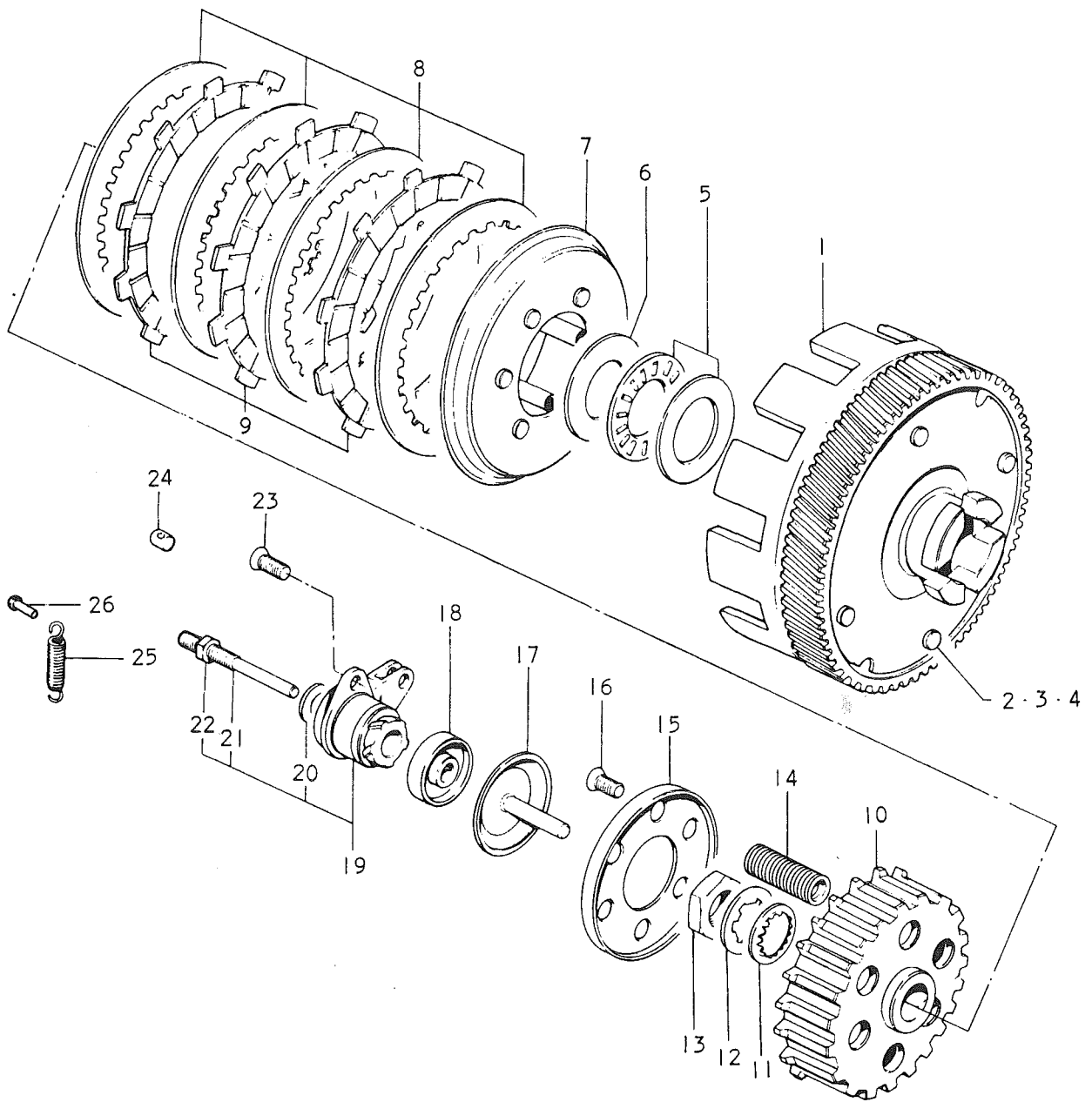
FIG.63 FOR SPECIAL MARKET (E26)



Ref.No	Part No.	Description	Q'ty				Remarks
			B	DB	N	DN	
1	14301-22650	Muffler assy	1	1	1	1	
2	14510-06104	Pipe	1	1	1	1	
3	14182-03300	Clamp	1	1	1	1	
4	02112-05068	Screw	1	1	1	1	
5	14150-22650	Pipe	1	1	1	1	
6	14771-38000	Connector	1	1	1	1	
7	09402-37601	Clamp	1	1	1	1	
8	02112-06208	Screw	1	1	1	1	
9	08321-21088	Lock Washer	1	1	1	1	
10	08310-12088	Nut	1	1	1	1	

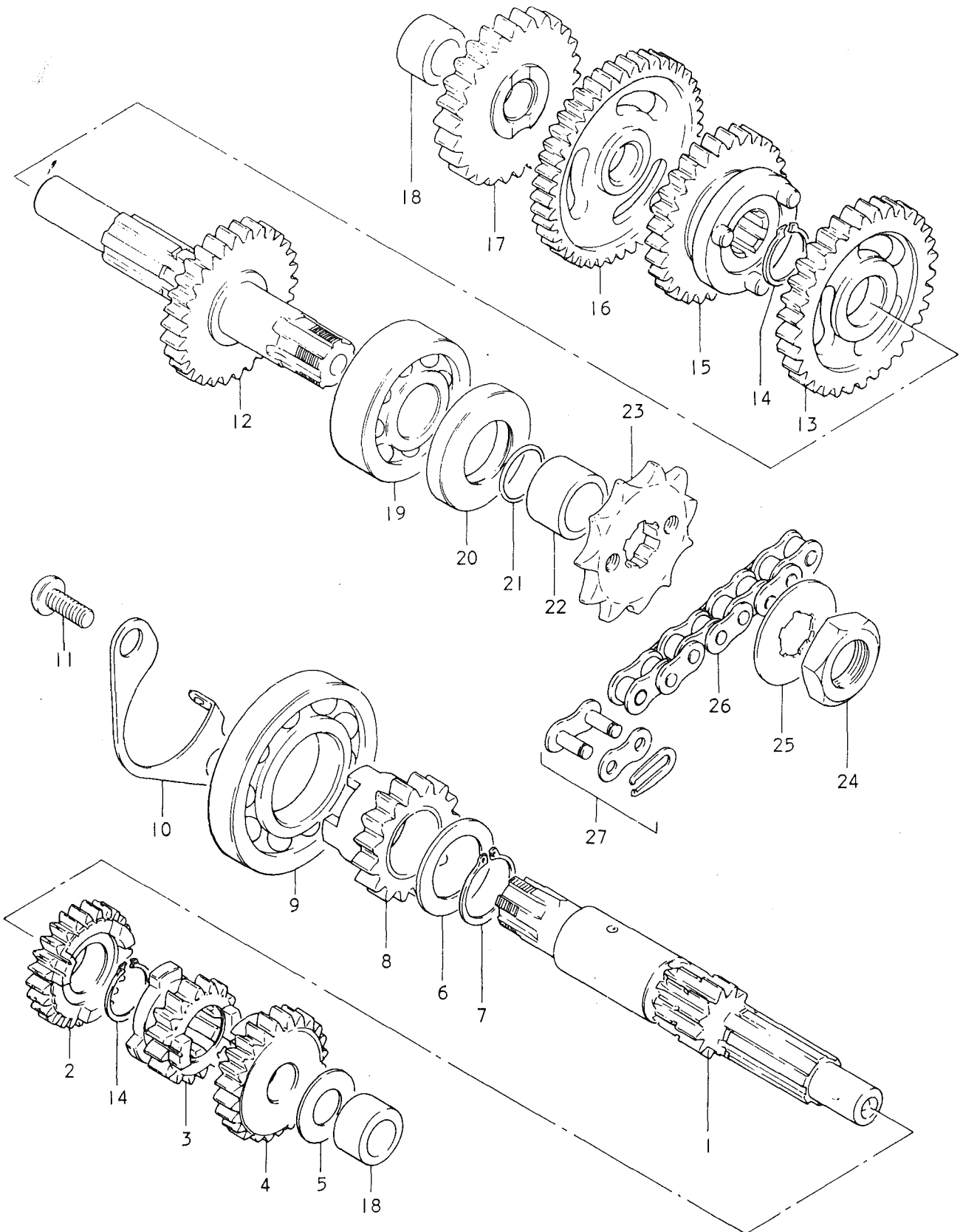
Se venligst også side 32

FIG.9 CLUTCH



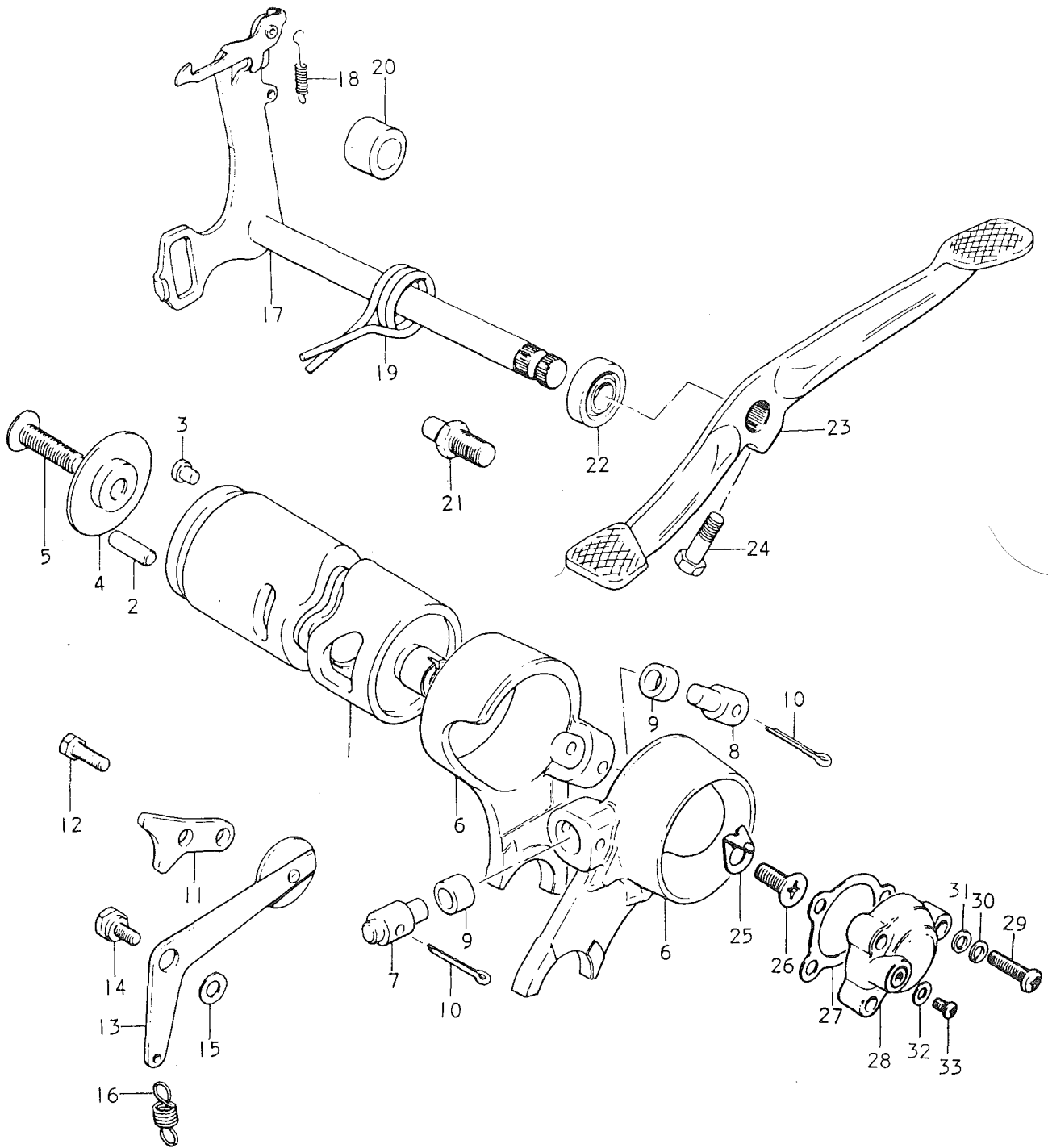
Ref.No	Part No.	Description	Q'ty				Remarks
			B	DB	N	DN	
1	21200-22002	Gear, primary	1	1	1	1	
2	21231-19040	Damper	4	4	4	4	
3	21241-22000	Plate	1	1	1	1	
4	05022-05189	Rivet	4	4	4	4	
5	09263-21006	Bearing	1	1	1	1	
6	08211-17322	Thrust washer	1	1	1	1	17x32x1,5
7	21462-22000	Plate	1	1	1	1	
8	21451-22000	Plate	4	4	4	4	
9	21441-07200	Plate <i>22001</i>	3	3	3	3	
10	21411-22000	Hub	1	1	1	1	
11	09163-16001	Lock washer	1	1	1	1	
12	09167-17001	Washer	1	1	1	1	
13	09140-16001	Nut	1	1	1	1	
14	09440-14007	Spring	6	6	6	6	
15	21466-07000	Plate	1	1	1	1	
16	02122-05168	Screw	6	6	6	6	
17	23121-22000	Piece	1	1	1	1	
18	09285-05005	Oil seal	1	1	1	1	
19	23200-22000	Screw assy	1	1	1	1	
20	09160-06019	Washer	1	1	1	1	6,5x16x1,2
21	09134-06007	Screw	1	1	1	1	
22	08310-22068	Nut	1	1	1	1	
23	02112-05168	Screw	2	2	2	2	
24	23222-07000	Piece	1	1	1	1	
25	09443-08001	Spring	1	1	1	1	
26	09220-04001	Hook	1	1	1	1	

FIG.10 TRANSMISSION



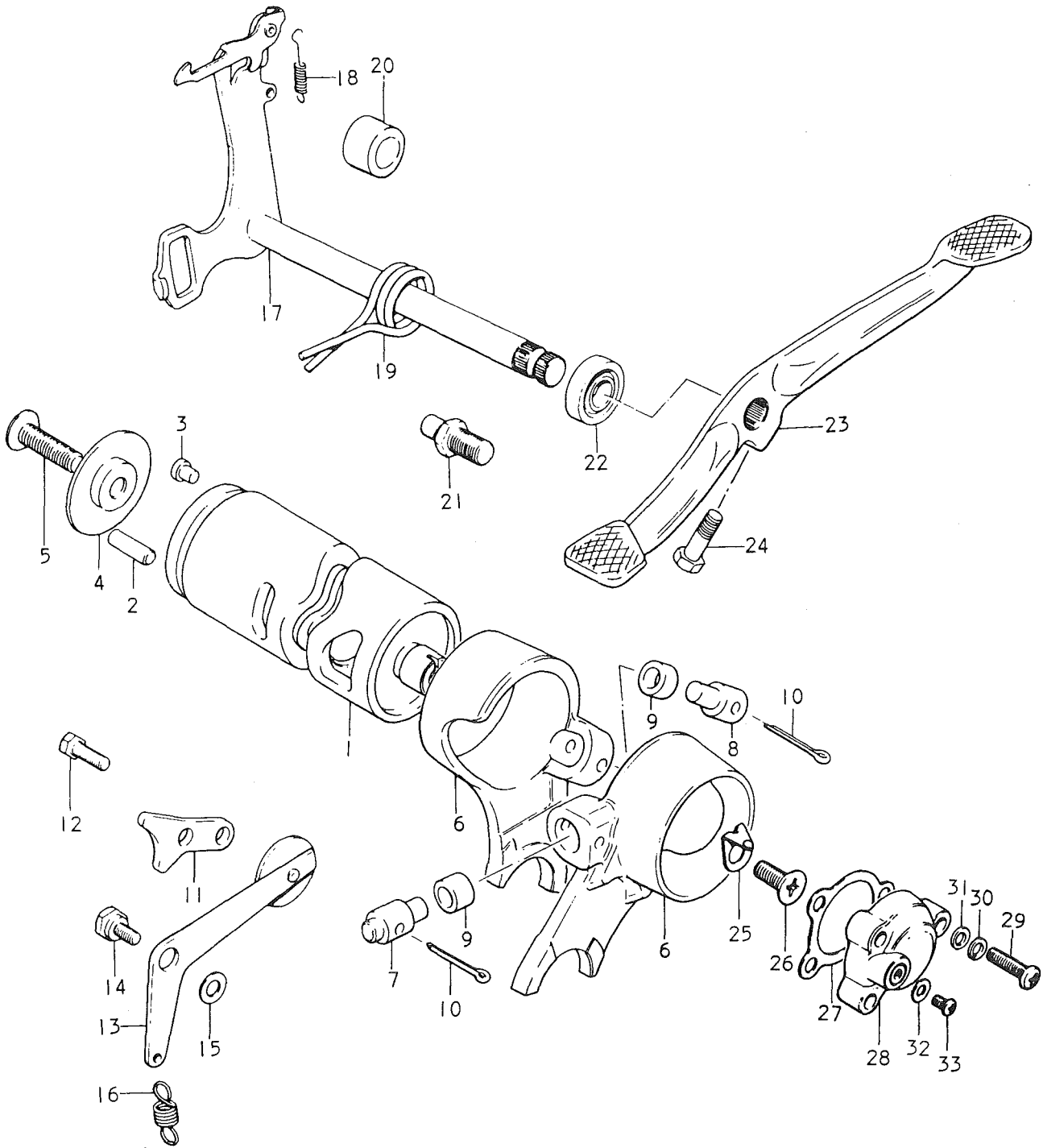
Ref.No	Part No.	Description	Q'ty				Remarks
			B	DB	N	DN	
1	24121-22100	Countershaft	1	1	1	1	
2	24231-22100	Gear	✓ 1	1	1	1	NT:19
3	24221-22100	Gear	1	1	1	1	NT:15
4	24241-22100	Gear	1	1	1	1	NT:25
5	08211-12261	Thrust washer	1	1	1	1	12x26x1
6	09160-21005	Thrust washer	1	1	1	1	21x30x1
7	08331-11219	Circlip	1	1	1	1	
8	26280-19000	Gear	1	1	1	1	NT:16
9	09262-30003	Bearing	1	1	1	1	
10	24741-35000	Plate	1	1	1	1	
11	02112-06108	Screw	2	2	2	2	
12	24131-22100	Driveshaft	1	1	1	1	
13	24321-22100	Gear	1	1	1	1	NT:33
14	09380-17001	Circlip	2	2	2	2	
15	24331-22100	Gear	✓ 1	1	1	1	NT:30
16	24310-22100	Gear	1	1	1	1	NT:44
17	26260-19002	Gear	1	1	1	1	NT:26
18	09300-12008	Bushing	2	2	2	2	
19	08113-63030	Bearing	1	1	1	1	
20	09283-21001	Oil seal	1	1	1	1	
21	09280-17001	O ring	1	1	1	1	
22	09180-17008	Spacer	1	1	1	1	17x21x3
23	27511-22600	Sprocket	1	1	1	1	NT:10
24	09140-16001	Nut	1	1	1	1	
25	09167-16003	Lock washer	1	1	1	1	
26	27600-05011	Chain assy	1	1	1	1	
27	27620-01011	Joint	1	1	1	1	

FIG.11 GEAR SHIFTING



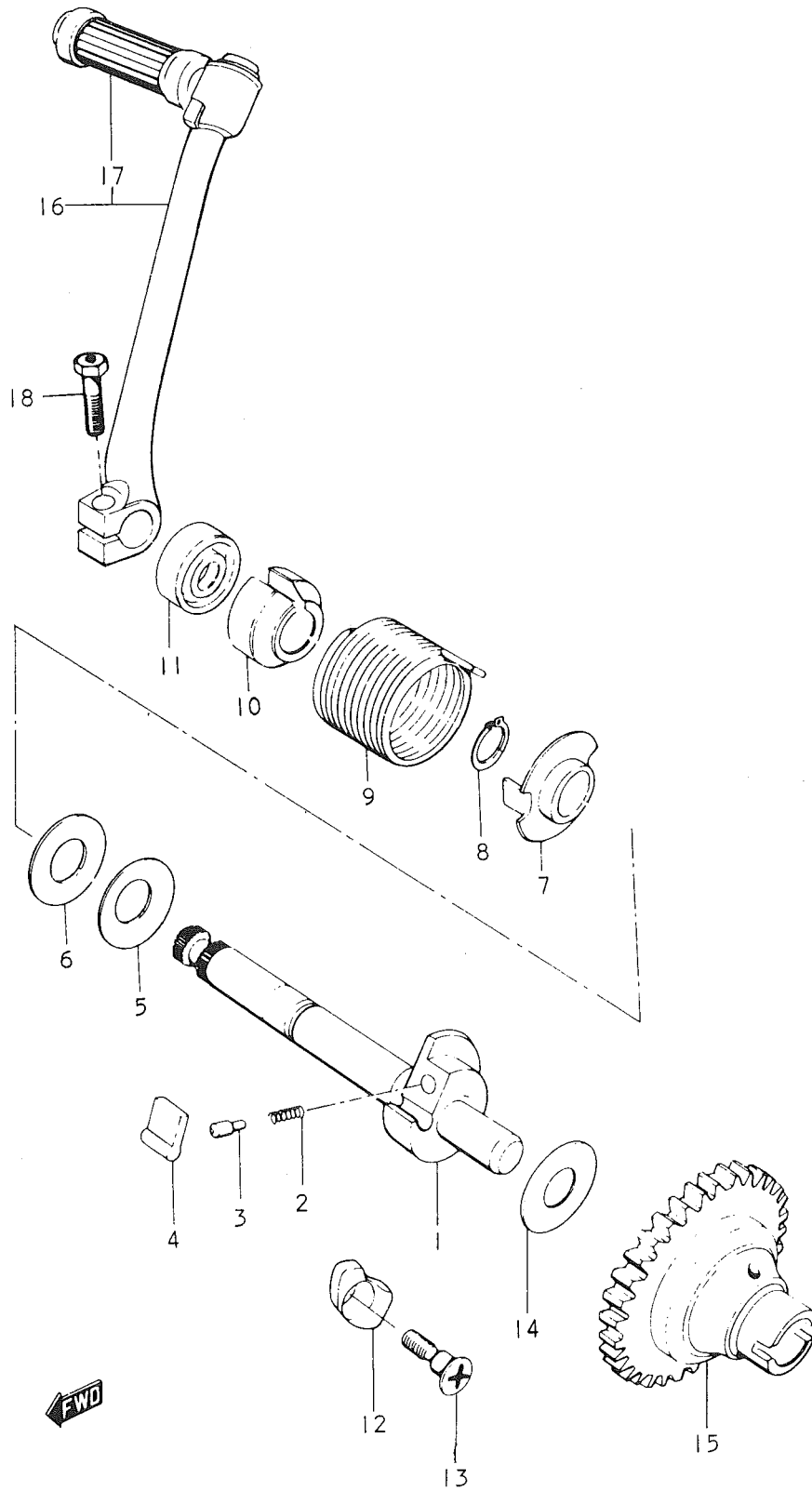
Ref.No	Part No.	Description	Q'ty				Remarks
			B	DB	N	DN	
1	25311-22610	Cam	1	1	1	1	
2	09261-04002	Pin	4	4	4	4	
3	09201-04003	Pin	1	1	1	1	
4	25322-35000	Retainer	1	1	1	1	
5	02122-06208	Screw	1	1	1	1	
6	25211-22100	Fork	2	2	2	2	
7	09209-10002	Pin	1	1	1	1	
8	09209-10010	Pin	1	1	1	1	
9	09180-06004	Roller	2	2	2	2	
10	04111-25208	Cotter pin	2	2	2	2	
11	25341-23000	Guide	1	1	1	1	
12	01107-06168	Bolt	2	2	2	2	
13	25350-23000	Stopper	1	1	1	1	
14	09111-06003	Bolt	1	1	1	1	
15	08322-21068	Washer	1	1	1	1	
16	09443-07014	Spring	1	1	1	1	
17	25510-22102	Shaft comp	1	1	1	1	
18	09443-07013	Spring	1	1	1	1	
19	09444-26005	Spring	1	1	1	1	
20	09180-12068	Spacer	1	1	1	1	
21	25671-19000	Stopper	1	1	1	1	
22	09285-12002	Oil seal	1	1	1	1	

FIG.11 GEAR SHIFTING



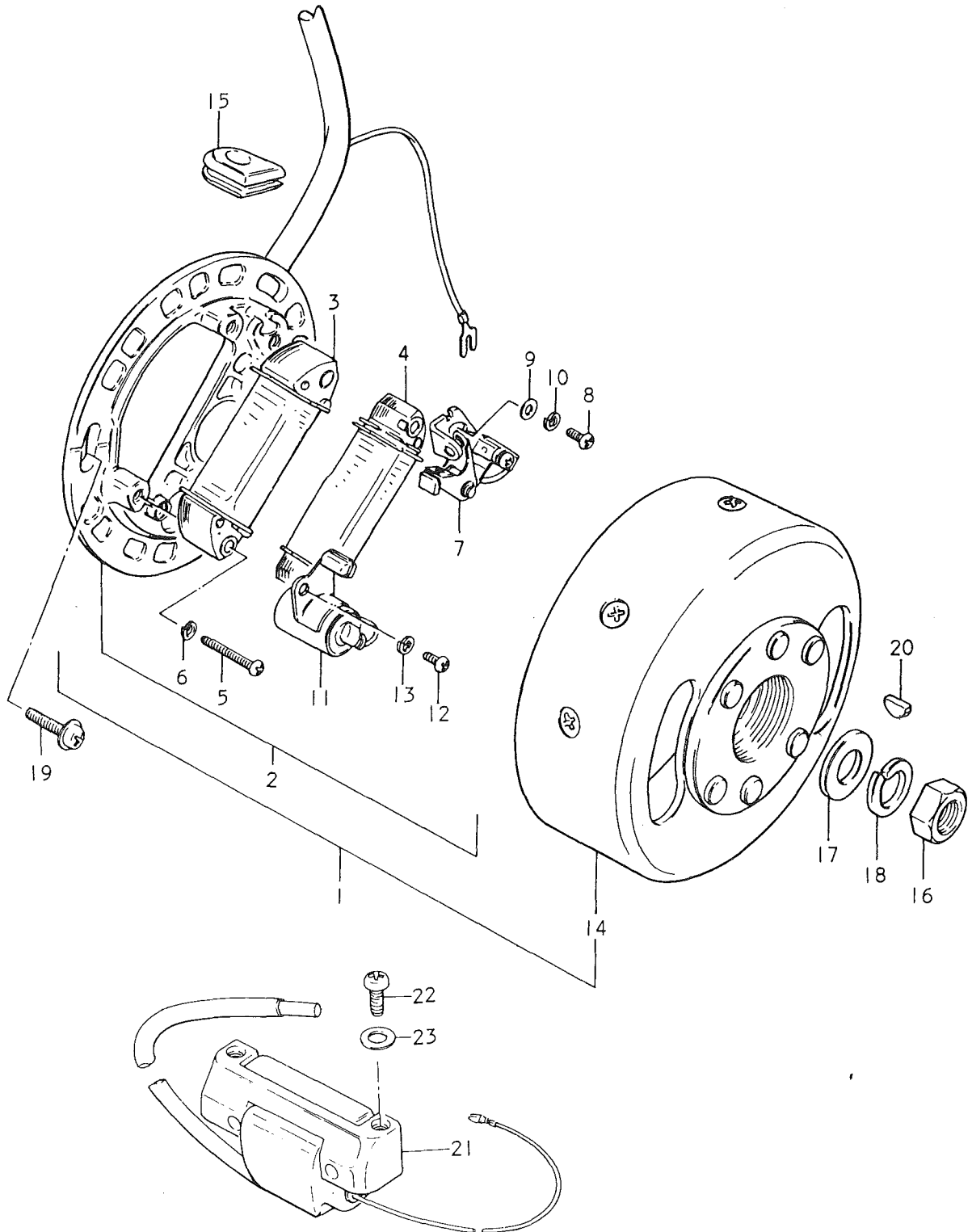
Ref.No	Part No.	Description	Q'ty				Remarks
			B	DB	N	DN	
23	25610-19002	Lever assy	1	1	1	1	
24	01107-06208	Bolt	1	1	1	1	
25	37711-05101	Point	1	1	1	1	
26	02122-06128	Screw	1	1	1	1	
27	37712-01000	Gasket	1	1	1	1	
28	37721-05100	Body	1	1	1	1	
29	02112-04208	Screw	3	3	3	3	
30	08321-21048	Lock washer	3	3	3	3	
31	08322-21048	Washer	3	3	3	3	
32	08322-21038	Washer	1	1	1	1	
33	02112-03048	Screw	1	1	1	1	

FIG.12 KICK STARTER



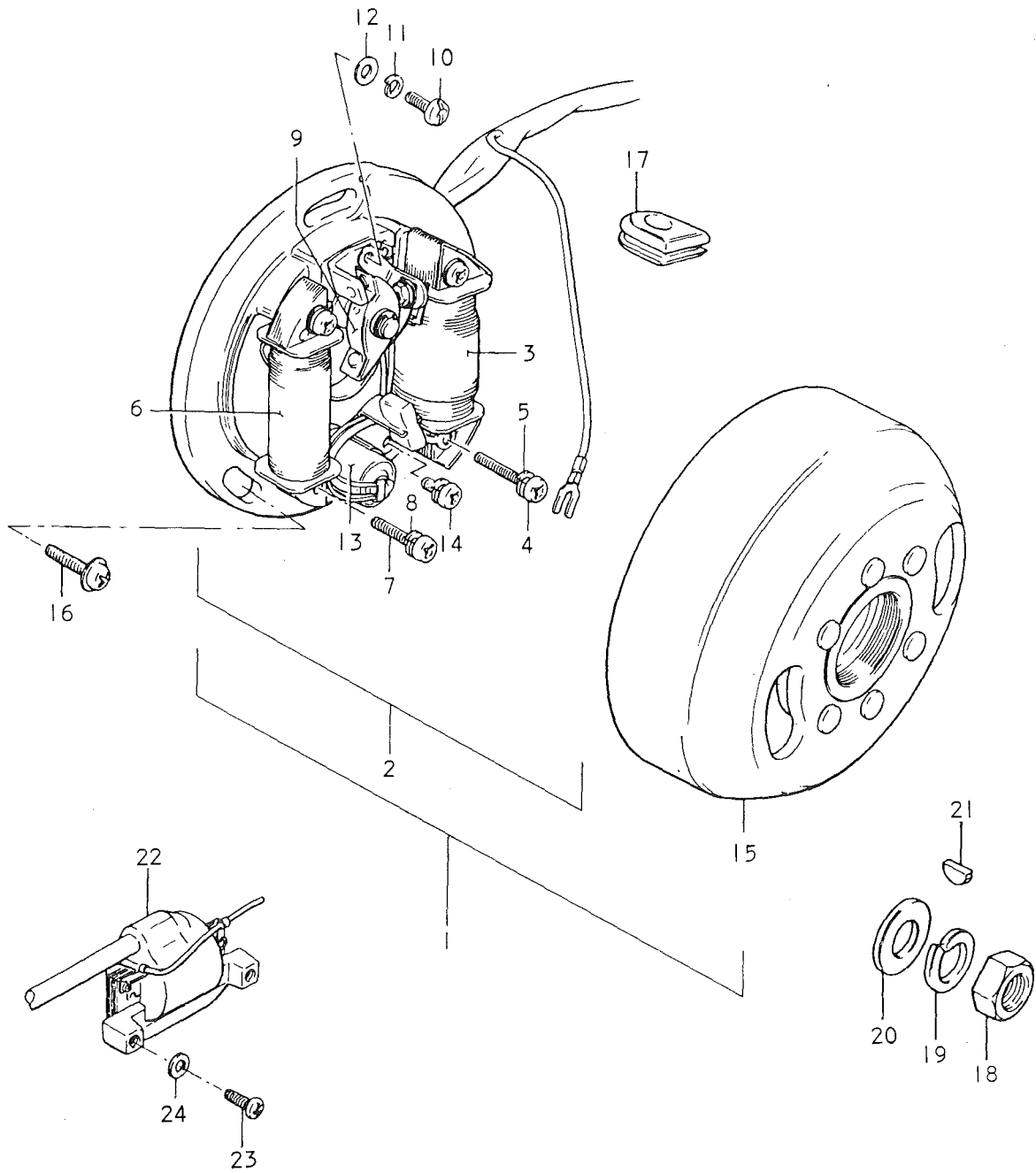
Ref.No	Part No.	Description	Q'ty				Remarks
			B	DB	N	DN	
1	26211-35001	Shaft	1	1	1	1	
2	09440-04010	Spring	1	1	1	1	
3	09209-05012	Roller	1	1	1	1	
4	26231-01000	Pawl	1	1	1	1	
5	09164-14004	Washer	1	1	1	1	
6	09160-14016	Washer	1	1	1	1	
7	26222-01001	Holder	1	1	1	1	
8	08331-11149	Circlip	1	1	1	1	
9	09448-38002	Spring	1	1	1	1	
10	26221-01030	Guide	1	1	1	1	
11	09285-14001	Oil seal	1	1	1	1	
12	26232-06000	Lifter	1	1	1	1	
13	09139-06002	Screw	1	1	1	1	
14	08211-12302	Thrust washer	1	1	1	1	12x30x1,5
15	26241-35000	Gear	1	1	1	1	
16	26300-13990	Lever assy	1	1	1	1	
17	26352-01000	Rubber	1	1	1	1	
18	01107-06208	Bolt	1	1	1	1	

FIG.13 FLYWHEEL MAGNETO (K50B)



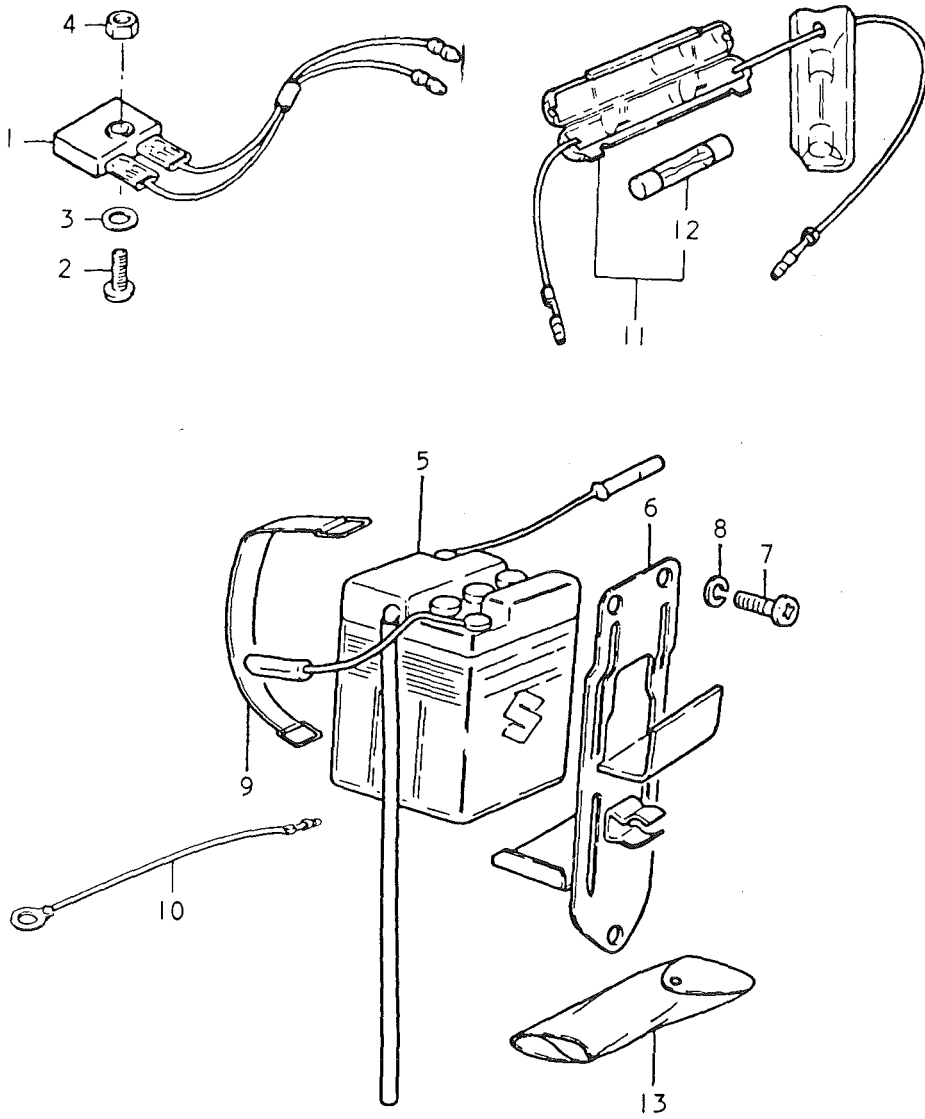
Ref.No	Part No.	Description	Q'ty	Remarks
			B DB	
=====				
1	32100-22641	Magneto assy	1 1	
2	32101-22641	Stator assy	1 1	
3	32120-01640	Coil	1 1	
4	32140-03021	Coil	1 1	
5	02112-04258	Screw	4 4	
6	08321-21048	Lock washer	4 4	
7	32240-03120	Point	1 1	
11	32341-03020	Condenser	1 1	
14	32102-22640	Rotor	1 1	
15	09309-09006	Grommet	1 1	
16	09140-1003	Nut	1 1	
17	08322-21108	Washer	1 1	
18	08321-21108	Lock Washer	1 1	
19	09139-05011	Screw	3 3	
20	08341-31039	Key	1 1	
21	33410-22220	Coil assy	1 1	
22	02112-05128	Screw	2 2	
23	08322-21058	Washer	2 2	

FIG.14 FLYWHEEL MAGNETO (K50N)



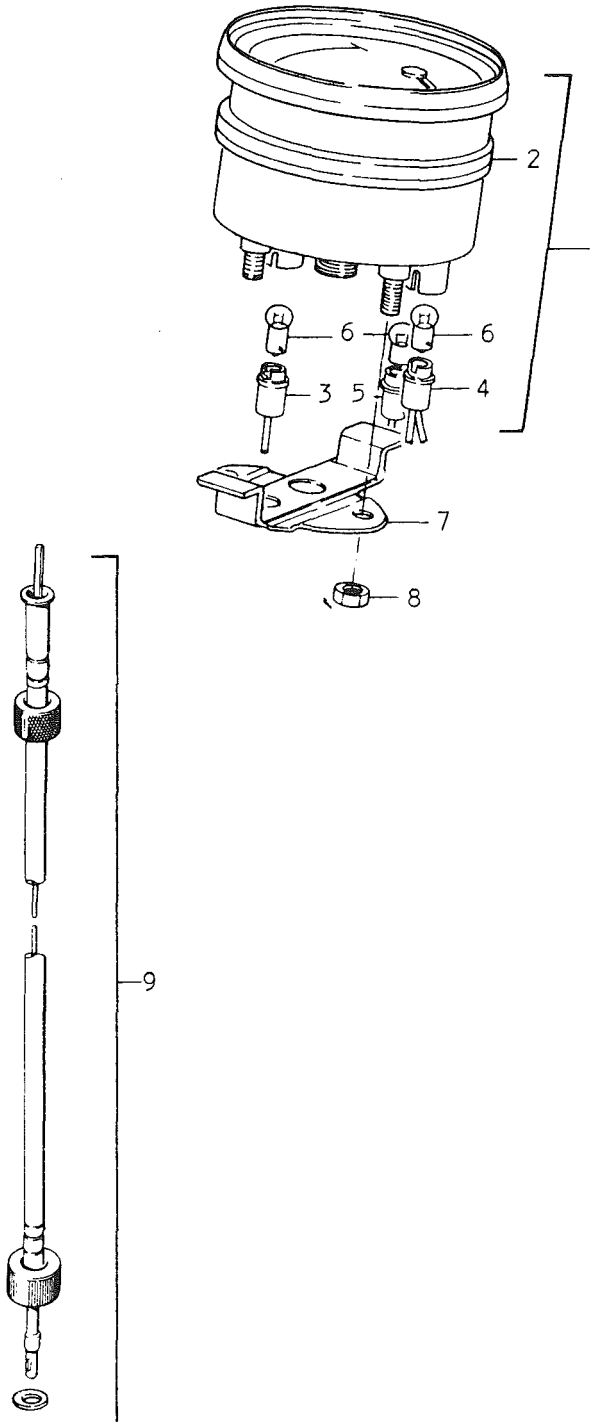
Ref.No	Part No.	Description	Q'ty N DN	Remarks
1	32100-46521	Magneto assy	1 1	
2	32101-46521	Stator assy	1 1	
3	32120-46521	Coil	1 1	
4	02112-04258	Screw	2 2	
5	08321-21048	Lock washer	2 2	
6	32140-48630	Coil	1 1	
7	02112-04208	Screw	2 2	
8	08321-21048	Lock washer	2 2	
9	32240-03120	Point	1 1	
10	09125-04001	Screw	1 1	
11	08321-21048	Lock washer	1 1	
12	08322-21048	Washer	1 1	
13	32341-22020	Condenser	1 1	
14	02111-05087	Screw	1 1	
15	32102-46521	Rotor	1 1	32102-22120
16	09139-05011	Screw	3 3	
17	09309-09006	Grommet	1 1	
18	09140-10003	Nut	1 1	
19	08321-21108	Lock washer	1 1	
20	08322-21108	Washer	1 1	
21	08341-31039	Key	1 1	
22	33410-22220	Coil assy	1 1	
23	02112-05128	Screw	2 2	
24	08322-21058	Washer	2 2	

FIG.15 BATTERY



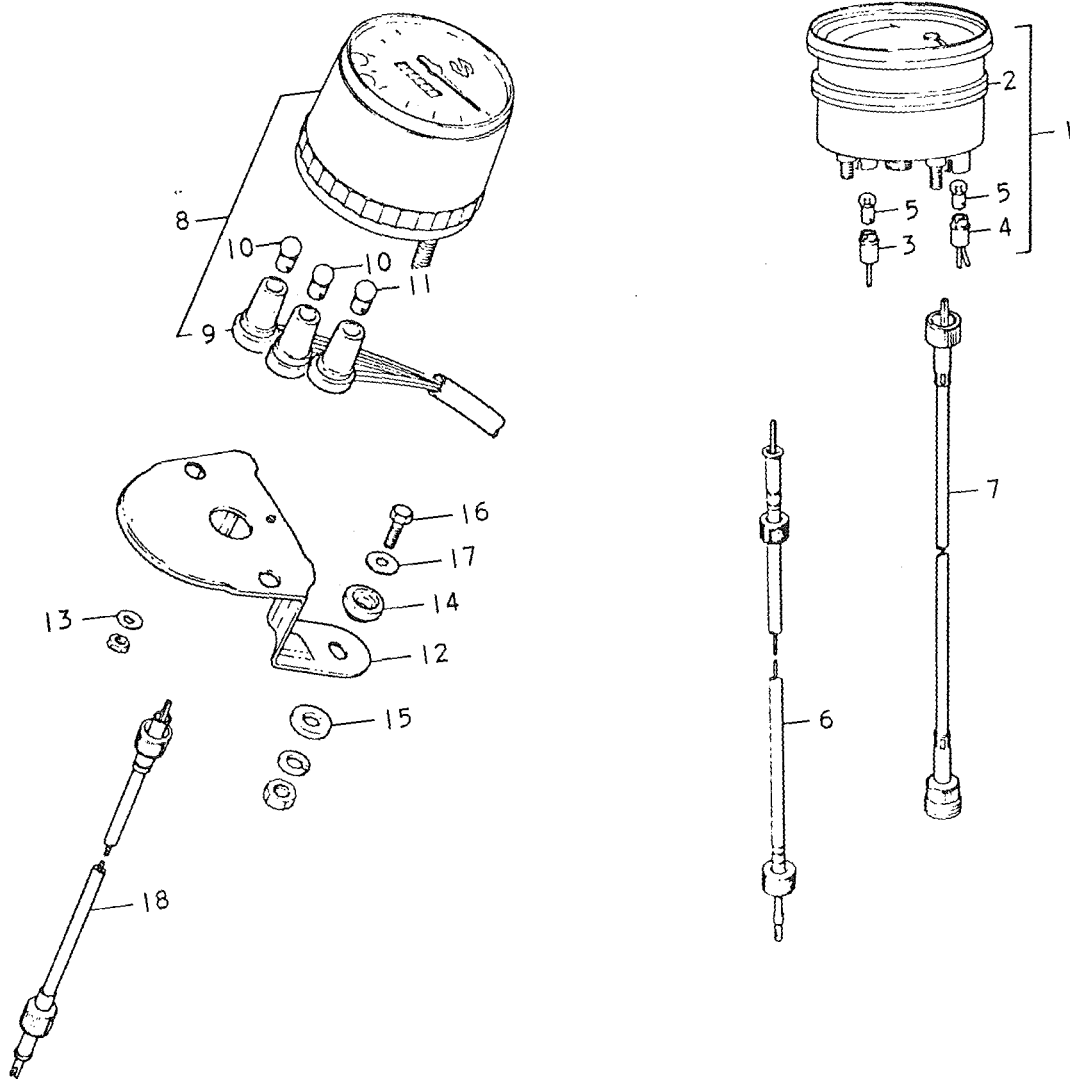
Ref.No	Part No.	Description	Q'ty				Remarks
			B	DB	N	DN	
1	32800-19063	Rectifier	1	1	1	1	
2	02112-05208	Screw	1	1	1	1	
3	08322-21058	Washer	1	1	1	1	
4	08310-11058	Nut	1	1	1	1	
5	33610-03010	Battery assy	1	1	1	1	
6	41540-05101	Holder	1	1	1	1	
7	09128-06004	Screw	3	3	3	3	
8	08321-21068	Lock washer	3	3	3	3	
9	09462-00007	Band, battery	1	1	1	1	
10	36862-27690	Lead wire	1	1	1	1	
11	36740-35011	Fuse case assy	1	1	1	1	
12	09481-10001	Fuse	1	1	1	1	10A
13	09800-00108	Tool set	1	1	1	1	

FIG. 16 SPEEDOMETER



Ref.No	Part No.	Description	Q'ty	Remarks
===== Se venligst også side 53 B DB =====				
7	34951-a3001	Bracket	1 1	
8	08310-11058	Nut	2 2	

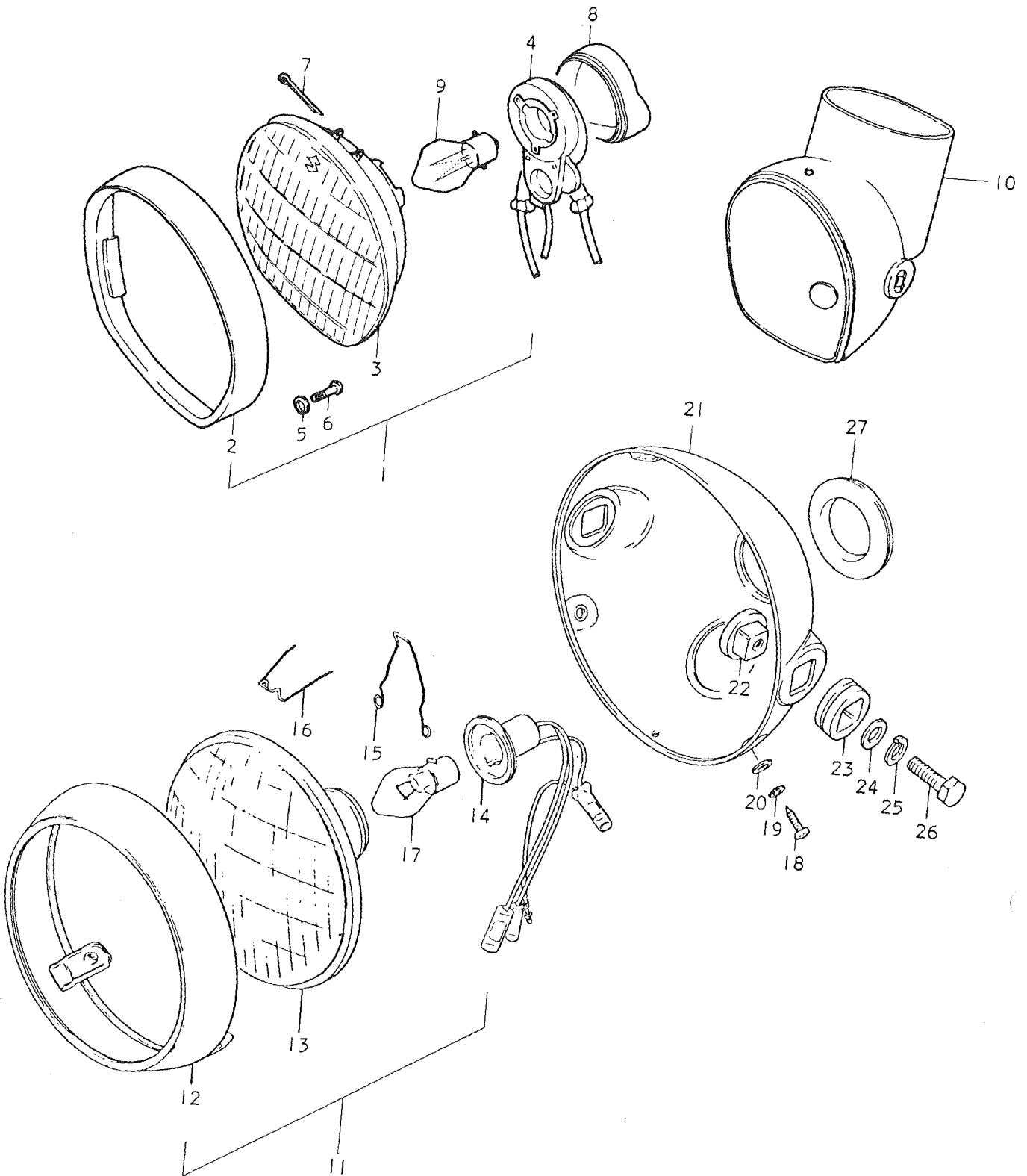
FIG.66 FOR SPECIAL MARKET (E26)



K50N E26

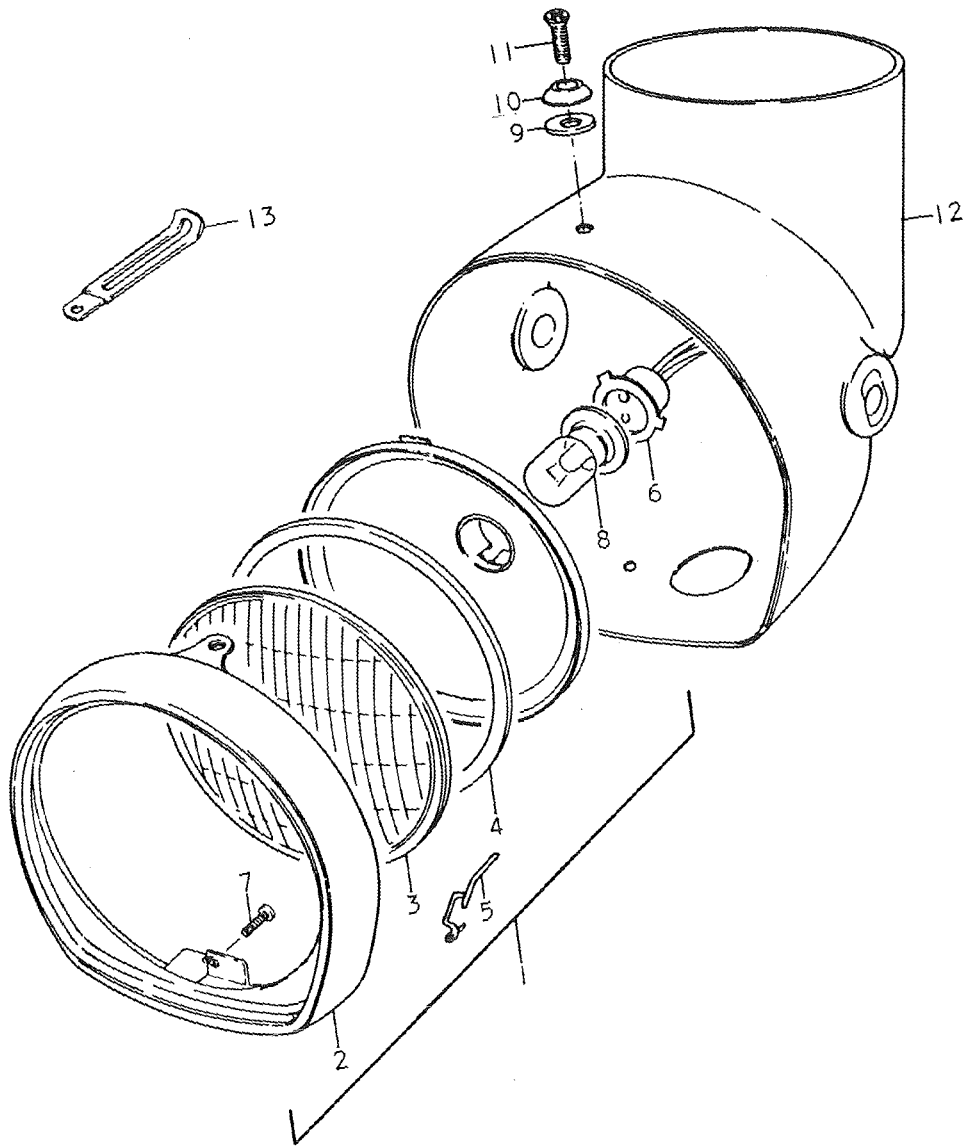
Ref.No	Part No.	Description	Q'ty				Remarks
			B	DB	N	DN	
1	34100-13643	Speedometer assy	1	1	-	-	
2	34181-03012	Gasket	1	1	-	-	
3	34173-01010	Socket	1	1	-	-	
4	34179-01010	Socket	1	1	-	-	
5	09471-06001	Bulb	2	2	-	-	6V, 1,7W
6	34910-27530	Cable assy	1	-	-	-	
7	34910-22110	Cable assy	-	1	-	-	
8	34100-26016	Speedometer assy	-	-	1	1	
9	34170-25011	Socket	-	-	1	1	
10	09471-06002	Bulb	-	-	2	2	6V, 3W
11	09471-06001	Bulb	-	-	1	1	6V, 1,7W
12	34950-26001	Bracket	-	-	1	1	
13	09160-05006	Washer	-	-	2	2	
14	34955-20000	Cushion	-	-	2	2	
15	09320-08004	Cushion	-	-	2	2	
16	01107-08128	Bolt	-	-	2	2	
17	08322-11088	Washer	-	-	2	2	
18-1	34910-27130	Cable assy	-	-	1	-	
18-2	34910-22210	Cable assy	-	-	-	1	

FIG.67 FOR SPECIAL MARKET (E26)



Ref.No	Part No.	Description	Q'ty				Remarks
			B	DB	N	DN	
1	35100-03632-999	Headlamp assy	1	1	-	-	
2	35111-03024	Rim	1	1	-	-	
3	35121-03630	Unit	1	1	-	-	
4	35171-03633	Socket	1	1	-	-	
5	08321-21038	Lock washer	1	1	-	-	
6	02133-03068	Screw	1	1	-	-	
7	04111-30408	Cotter pin	1	1	-	-	
8	35172-11660	Seal, socket	1	1	-	-	
9	09471-06014	Bulb	1	1	-	-	6V, 15/15W "Philips" No.670
10	51810-03621-291	Housing	1	1	-	-	
11	35100-22000-999	Headlamp assy	-	-	1	1	
12	35111-22000	Rim	-	-	1	1	
13	35121-46150	Unit	-	-	1	1	
14	35170-46110	Socket	-	-	1	1	
15	35172-28660	Spring	-	-	1	1	
16	35128-27660	Spring	-	-	3	3	
17	09471-06014	Bulb	-	-	1	1	6V, 15/15W "Philips" No.670
18	02112-04128	Screw	-	-	2	2	
19	08321-21048	Lock washer	-	-	2	2	
20	08322-21048	Washer	-	-	2	2	
21	51810-28613-291	Housing	-	-	1	1	
22	51821-36200	Spacer	-	-	2	2	
23	51827-36200	Cushion	-	-	2	2	
24	08322-11088	Washer	-	-	2	2	
25	08321-21088	Lock washer	-	-	2	2	
26	01204-08207	Bolt	-	-	2	2	
27	51845-31031	Grommet	-	-	2	2	

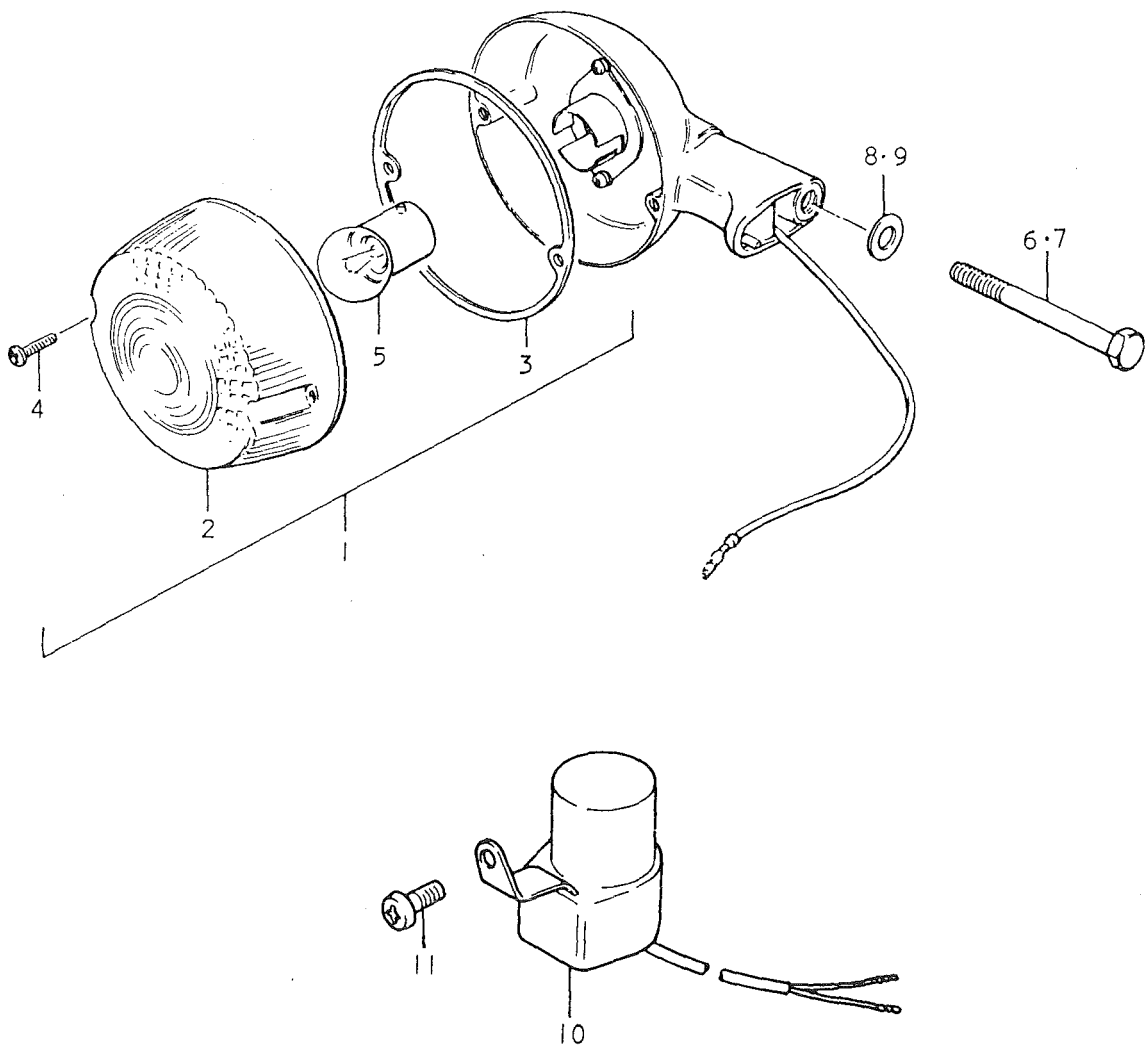
FIG. 17 HEADLAMP



K50N

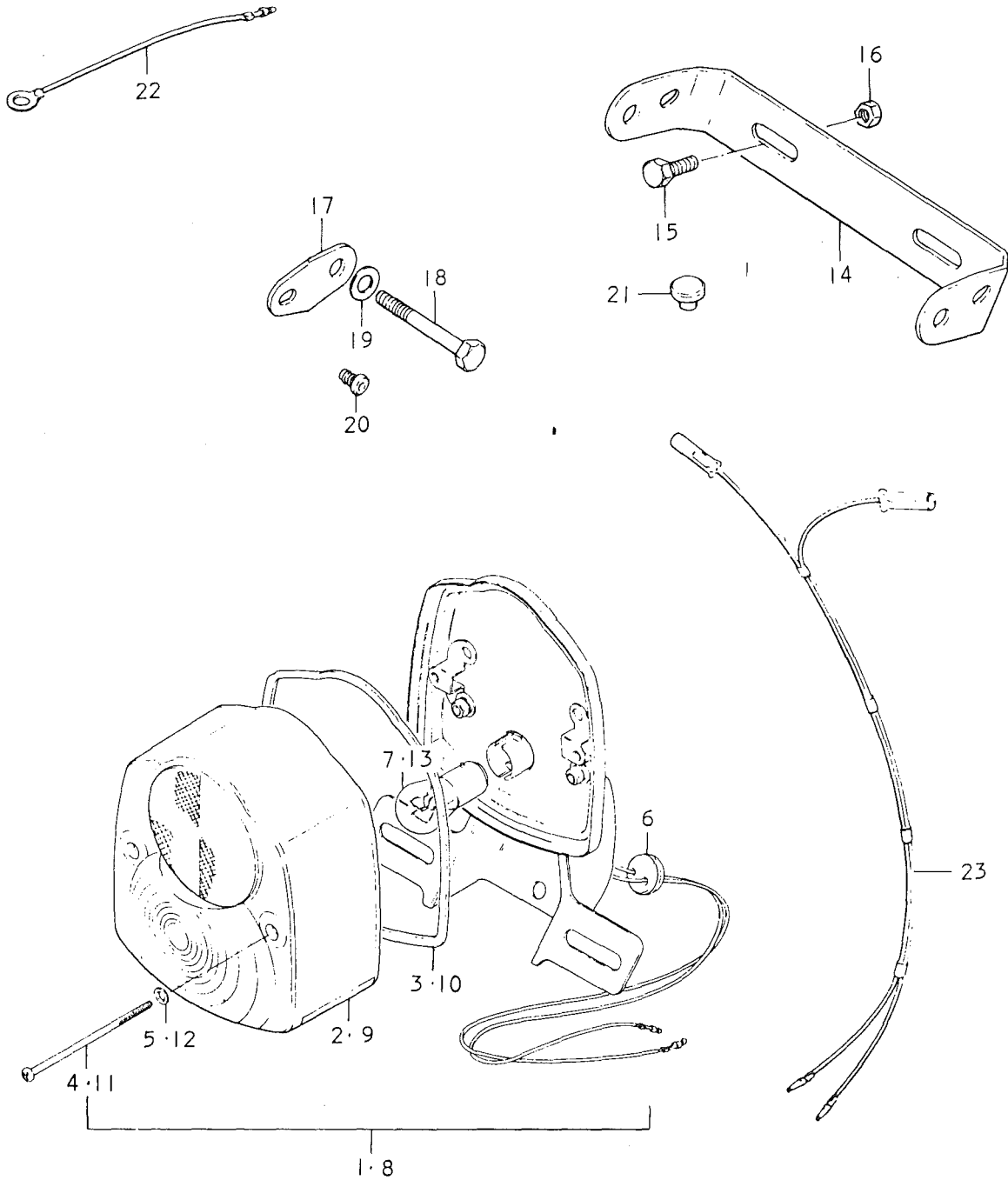
Ref.No	Part No.	Description	Q'ty	Remarks
Se venligst også side 55 B DB				
5	35128-22020	Spring	1 1	
9	09161-04005	Washer	2 2	
10	09165-04004	Washer	2 2	
11	02132-04128	Screw	2 2	

FIG.18 TURN SIGNAL LAMP



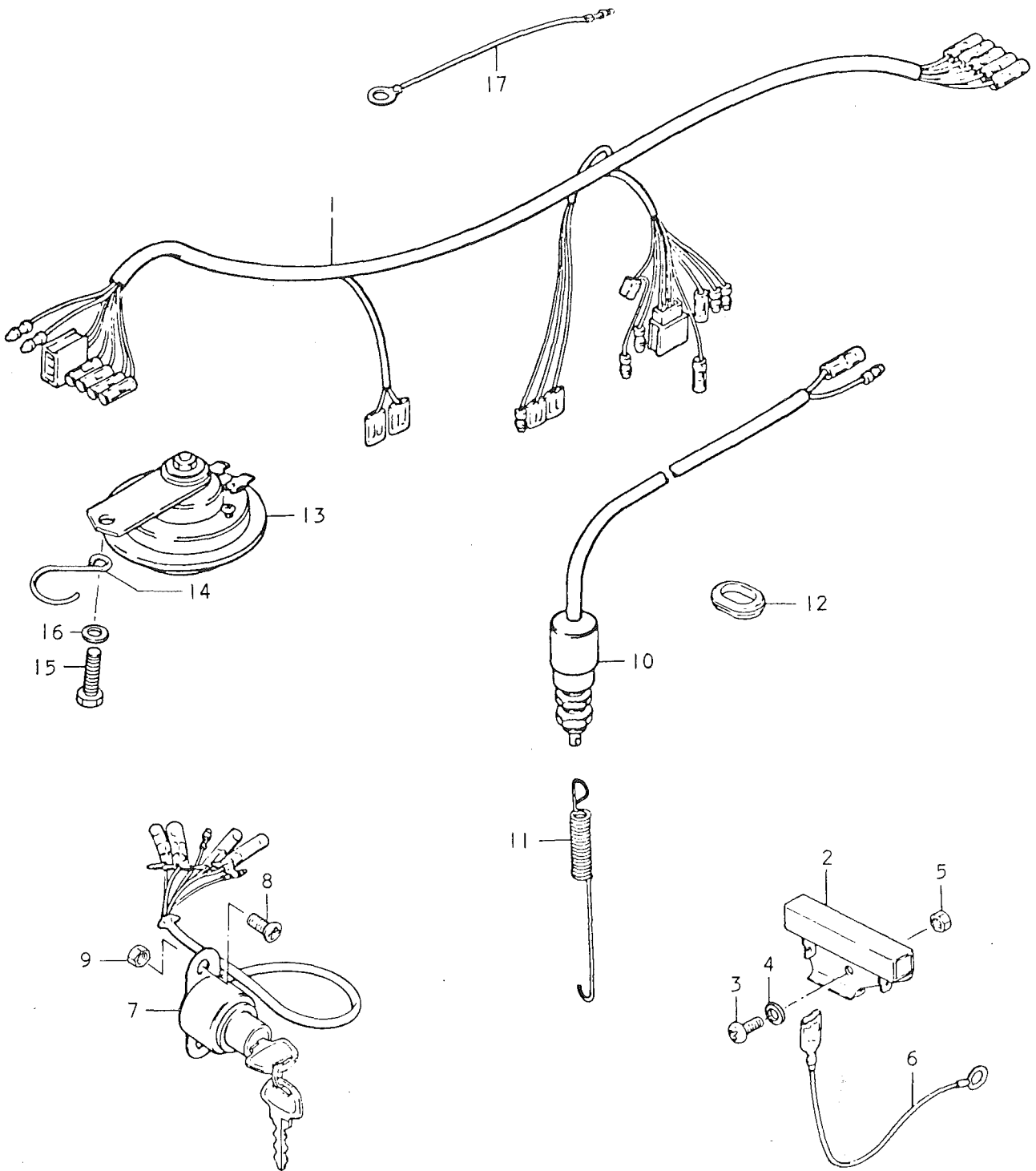
Ref.No	Part No.	Description	Q'ty				Remarks
			B	DB	N	DN	
1-1	35603-46210	Lamp assy	4	4	-	-	
1-2	35603-35600-999	Lamp assy	-	-	4	4	
2	35612-46210	Lens	4	4	4	4	
3	35613-06111	Gasket	4	4	4	4	
4-1	03211-03168	Screw	8	8	-	-	
4-2	35623-35600	Screw	-	-	8	8	
5	09471-06021	Bulb	4	4	4	4	6V? 8W
6-1	0017-06608	Bolt	2	2	-	-	
6-2	01107-06458	Bolt	-	-	2	2	
7-1	01107-06708	Bolt	2	2	-	-	
7-2	09100-06038	Bolt	-	-	2	2	
8	08322-11068	Washer	2	2	2	2	
9	09160-06041	Washer	-	-	2	2	
10	38610-22020	Relay assy	1	1	1	1	
11	02111-05087	Screw	1	1	1	1	

FIG.68 FOR SPECIAL MARKET (E26)



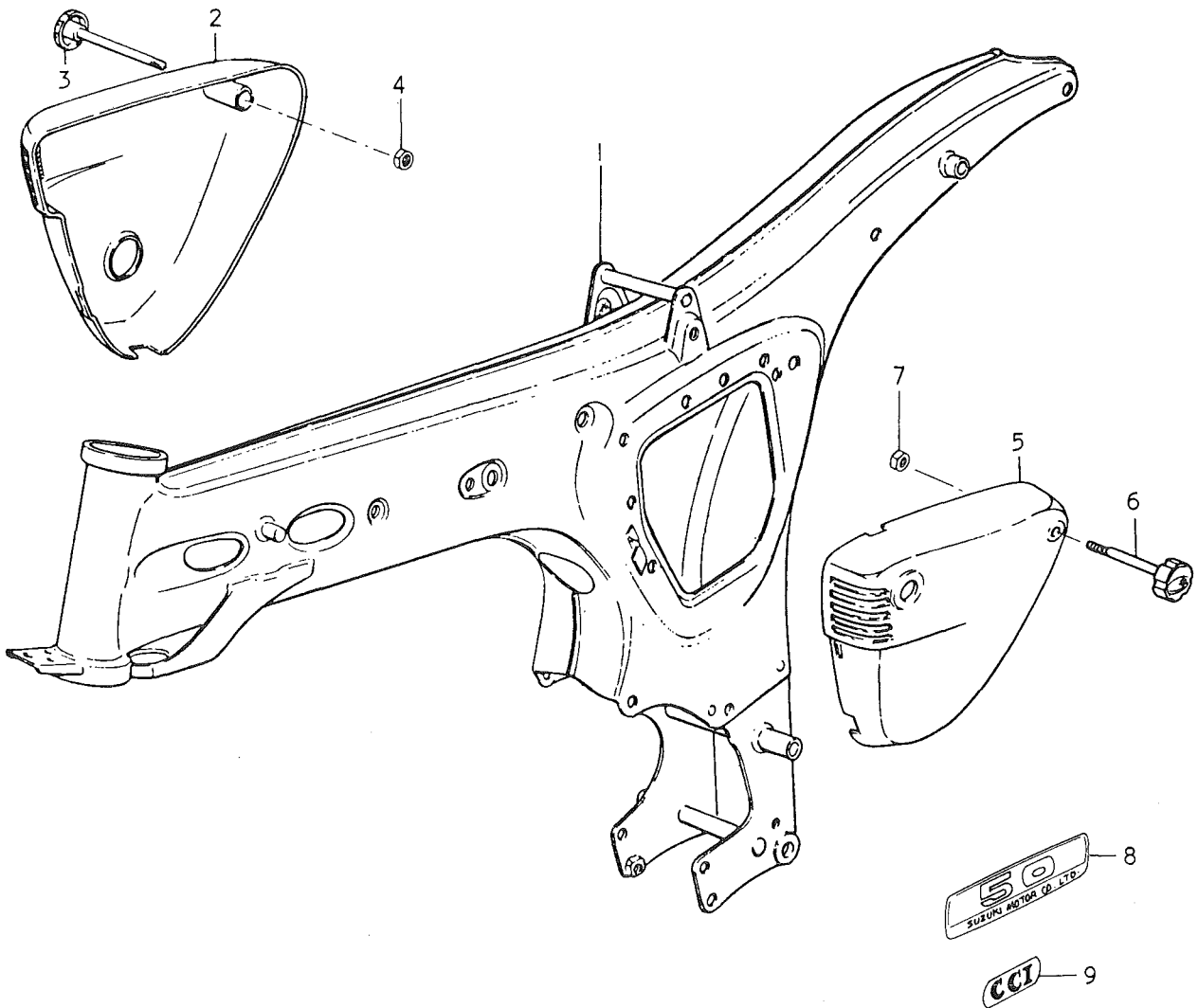
Ref.No	Part No.	Description	Q'ty				Remarks
			B	DB	N	DN	
1	35710-22650-999	Lamp assy	1	1	-	-	
2	35712-46620	Lens	1	1	-	-	
3	35713-46620	Gasket	1	1	-	-	
4	02111-04508	Screw	2	2	-	-	
5	35627-43010	Gasket	2	2	-	-	
6	35728-35621	Grommet	1	1	-	-	
7	09471-06034	Bulb	1	1	-	-	Hella/Philips K15826
8	35710-22070	Lamp assy	-	-	1	1	
9	35712-46660	Lens	-	-	1	1	
10	35713-46620	Gasket	-	-	1	1	
11	35623-35110	Screw	-	-	2	2	
12	35627-43010	Gasket	-	-	2	2	
13	09471-06042	Bulb	-	-	1	1	
14	35620-22600	Bracket	1	1	1	1	
15	01107-06128	Bolt	2	2	2	2	from 01104-0612
16	08310-11068	Nut	2	2	2	2	
17	35628-22600	Spacer	2	2	2	2	
18	01107-06608	Bolt	2	2	2	2	
19	08322-11068	Washer	-	-	2	2	
20	09250-06001	Plug	2	2	2	2	
21	35661-22610	Grommet	2	2	2	2	
22	36851-46200	Lead wire	-	-	2	2	
23	36851-25700	Lead wire	-	-	1	1	

FIG.20 ELECTRICAL



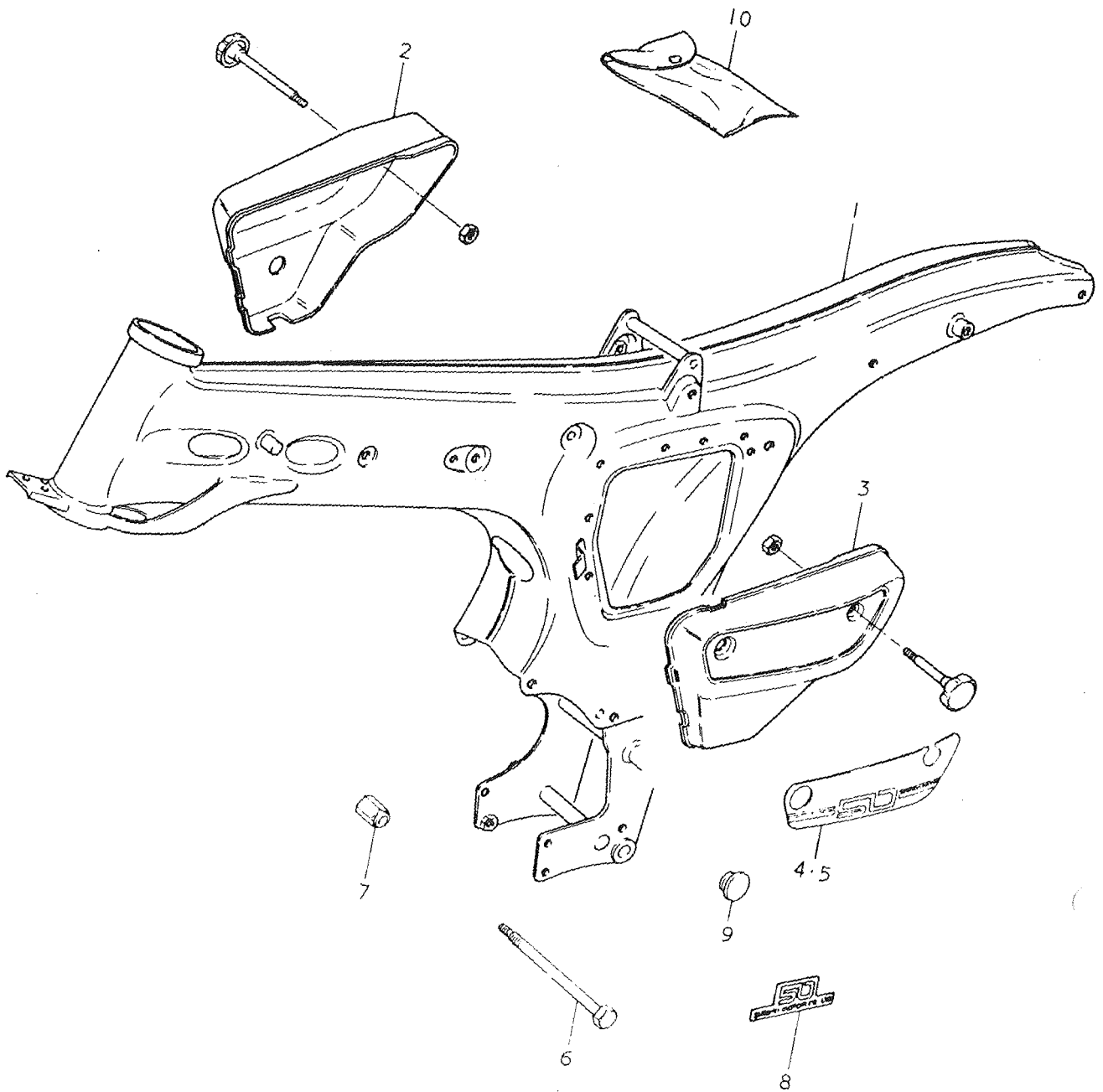
Ref.No	Part No.	Description	Q'ty				Remarks
			B	DB	N	DN	
1	36610-22093	Wiring Harness	1	1	1	1	
2	36510-46110	Resistor assy	1	1	-	-	
3	02112-06108	Screw	1	1	-	-	
4	08321-21068	Lock Washer	1	1	-	-	
5	08310-11068	Nut	1	1	-	-	
6	36851-35010	Lead Wire	1	1	-	-	
7	37110-01643	Switch assy	1	1	1	1	
8	02112-06088	Screw	2	2	2	2	
9	08310-11068	Nut	1	1	1	1	
10	37740-04570	Seitch assy	1	1	1	1	
11	09443-06019	Spring	1	1	1	1	
12	09308-12001	Grommet	1	1	1	1	
13	38500-23031	Horn assy	1	1	1	1	
14	36619-23300	Clip	-	-	1	1	
15	01107-08128	Bolt	1	1	1	1	
16	08322-21088	Washer	-	-	1	1	
17	36862-27690	Lead Wire	-	-	2	2	

FIG.21 FRAME - FRAME COVER (K50B)



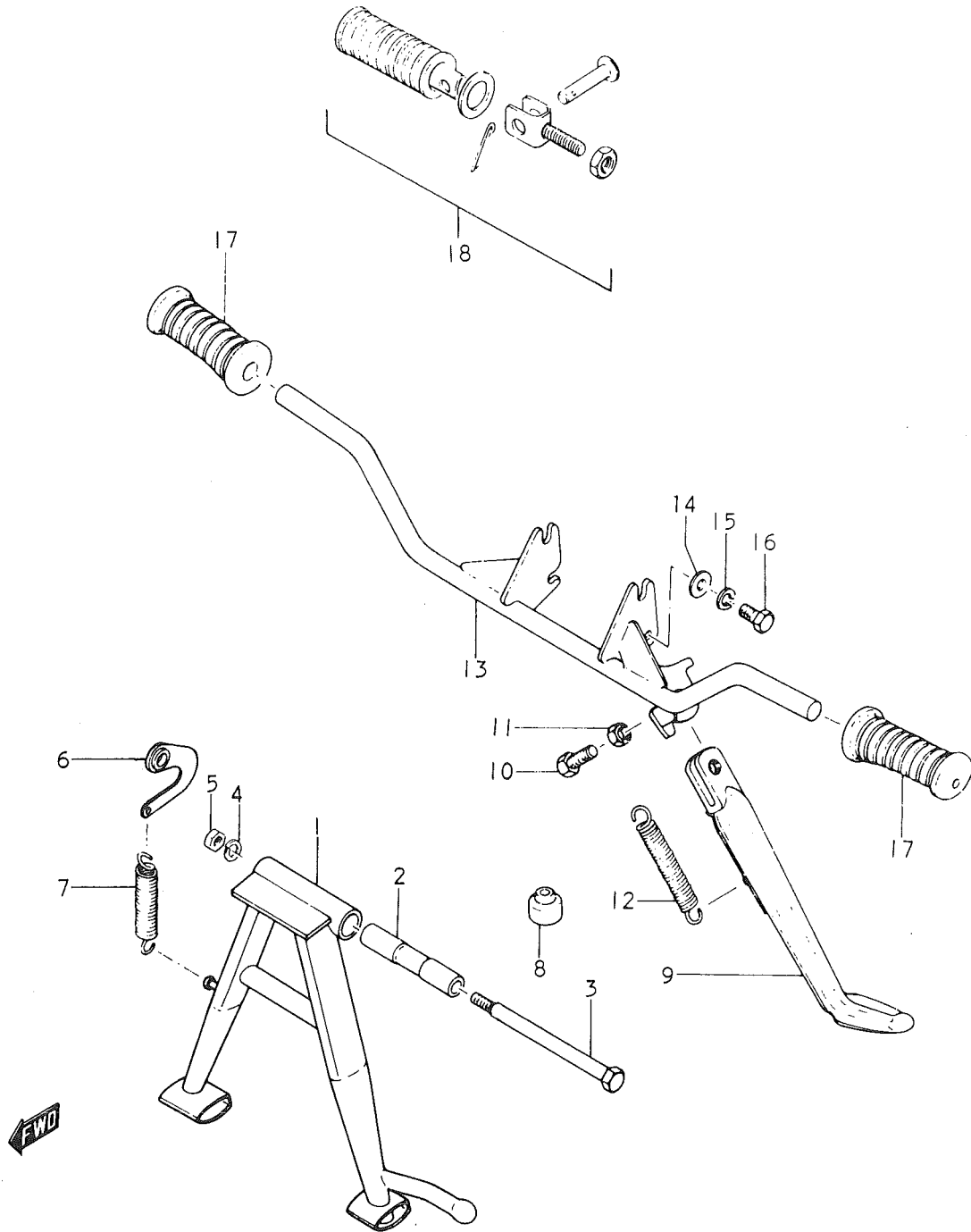
Ref.No	Part No.	Description	Q'ty		Remarks
			B	DB	
1	41100-21600-019	Frame	1	1	
2-1	47111-22502-00U	Cover, frame RH	1		
2-2	47111-22502-05H	Cover, frame RH	1		
2-3	47111-22502-019	Cover, frame RH	1		
2-4	47111-22502-737	Cover, frame RH		1	
3	47130-03002	Knob	1	1	
4	08310-22068	Nut	1	1	
5-1	47211-22501-00U	Cover, frame LH	1		
5-2	47211-22501-05H	Cover, frame LH	1		
5-3	47211-22501-019	Cover, frame LH	1		
5-4	47211-22501-737	Cover, frame LH		1	
6	47130-01002	Knob	1	1	
7	08310-22068	Stopper	1	1	
8	68141-22002	Emblem	2	2	
9	68171-26000	Emblem	1	1	

FIG.69 FOR SPECIAL MARKET (E26)



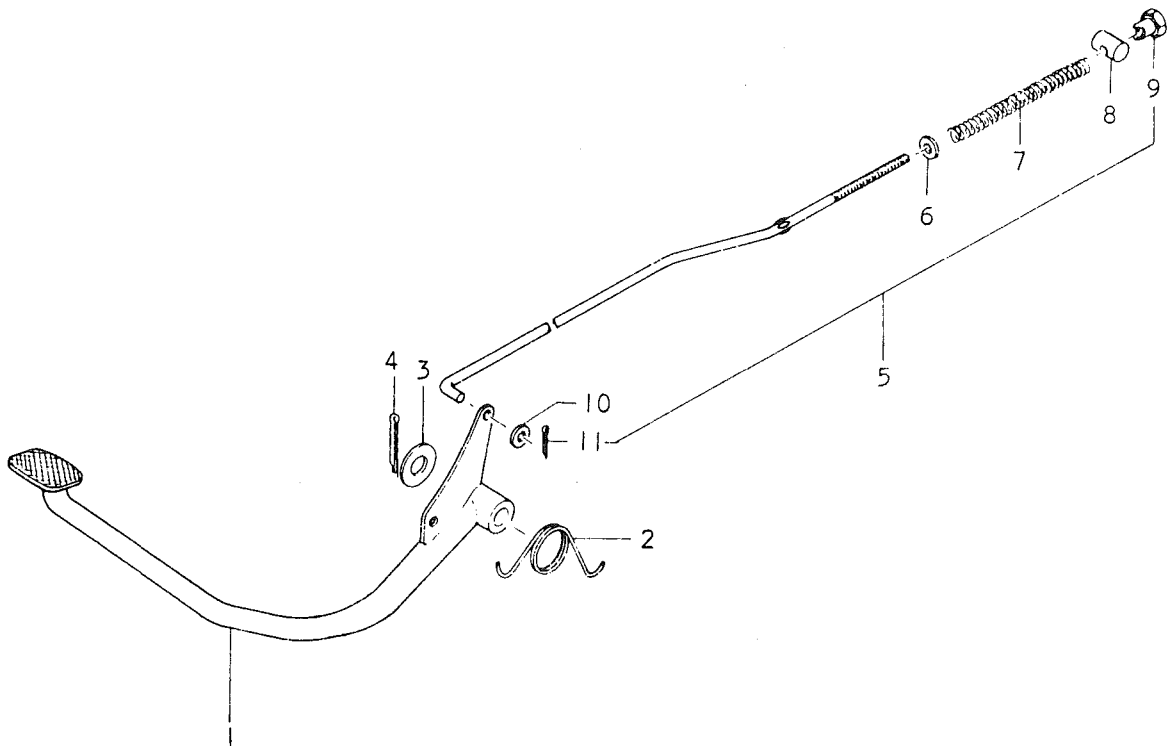
Ref.No	Part No.	Description	Q'ty				Remarks
			B	DB	N	DN	
1	41100-21601-019	Frame	-	-	1	1	
2	47111-22011-291	Cover, frame RH	-	-	1	1	
3	47210-22011-291	Cover, frame LH	-	-	1	1	
4-1	68131-22310-019	Emblem	-	-	1	1	
4-2	68131-22310-05H	Emblem	-	-	1	1	
4-3	68131-22310-07P	Emblem	-	-	1	1	
5-1	68141-22310-019	Emblem	-	-	1	1	
5-2	68141-22310-05H	Emblem	-	-	1	1	
5-3	68141-22310-07P	Emblem	-	-	1	1	
6	42221-03001	Bolt	1	1	1	1	
7	42231-09000	Nut	1	1	1	1	
8	68131-46100	Emblem	2	2	-	-	
9-1	09250-25001	Cap	1	1	-	-	
9-2	47229-22500	Cap	-	-	1	1	
10	09800-00106	Tool set	1	1	1	1	

FIG.23 STAND - FOOTREST



Ref.No	Part No.	Description	Q'ty				Remarks
			B	DB	N	DN	
1-1	42100-22201	Stand, center	1	1	-	-	
1-2	42100-22301	Stand, center	-	-	1	1	
2	42211-03001	Spacer	1	1	1	1	
6	42251-03002	Hook	1	1	1	1	
7	09443-16002	Spring	1	1	1	1	
8	09321-10001	Cushion	1	1	1	1	
9	42310-35700	Stand, prop	1	1	1	1	
10	09100-10007	Bolt	1	1	1	1	10x27
11	08310-22108	Nut	1	1	1	1	
12	09443-14005	Spring	1	1	1	1	
13	43510-22000	Footrestbar	1	1	1	1	
14-1	08322-21088	Washer	2	2	-	-	
14-2	08322-11088	Washer	-	-	1	1	
15	08321-21088	Lock Washer	2	2	2	2	
16	01107-08168	Bolt	2	2	2	2	
17	43551-03000	Rubber	2	2	2	2	
18	43600-03001	Footrest assy	1	1	1	1	

FIG.24 BRAKE PEDAL



Ref.No	Part No.	Description	Q'ty				Remarks
			B	DB	N	DN	
1	43110-22001	Pedal	1	1	1	1	
2	09448-31010	Spring	1	1	1	1	
3	09160-15002	Washer	1	1	1	1	
4	04111-30308	Cotter pin	1	1	1	1	
5	43300-25000	Rod assy	1	1	1	1	
6	08322-21068	Washer	1	1	1	1	
7	09440-09004	Spring	1	1	1	1	
8	09209-11002	Pin	1	1	1	1	
9	09150-06001	Nut	1	1	1	1	
10	08322-21058	Washer	1	1	1	1	
11	04111-20208	Cotter pin	1	1	1	1	

Ref.No	Part No.	Description	Q'ty				Remarks
			B	DB	N	DN	
===== Se venligst også side 75 =====							
5	68111-34000	Emblem	2	2	-	-	
6	02132-03065	Screw	4	4	4	4	
7	44210-23300	Cap	1	1	1	1	
8	85413-70000	Gasket	1	1	1	1	
9	09329-10005	Cushion	2	2	2	2	
10	09320-09002	Cushion	2	2	2	2	
11	09180-06002	Spacer	2	2	2	2	
12	01107-06168	Bolt	2	2	2	2	
13	09160-06004	Washer	2	2	2	2	

FIG.25 FUEL TANK - SEAT (K50B)

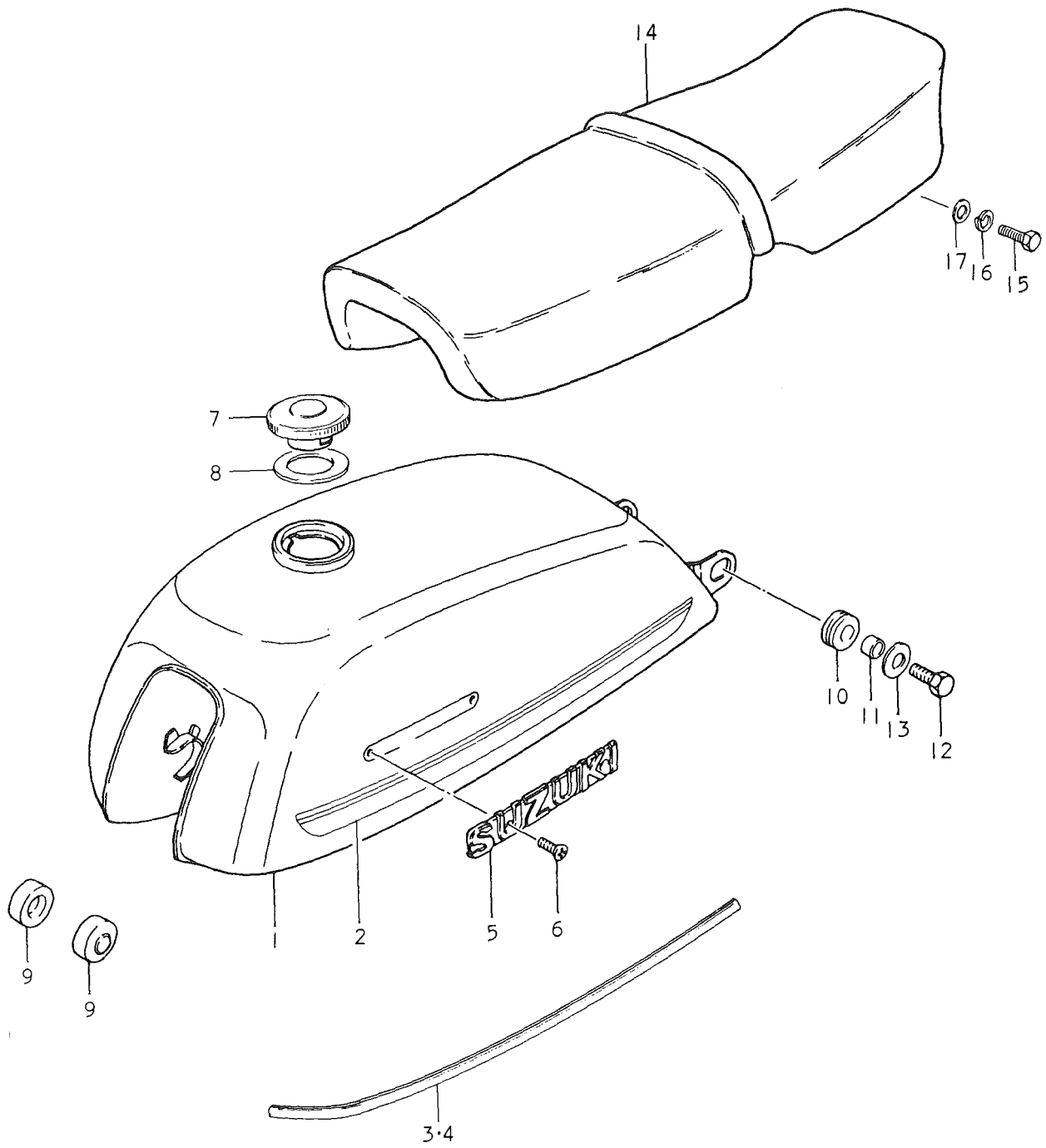
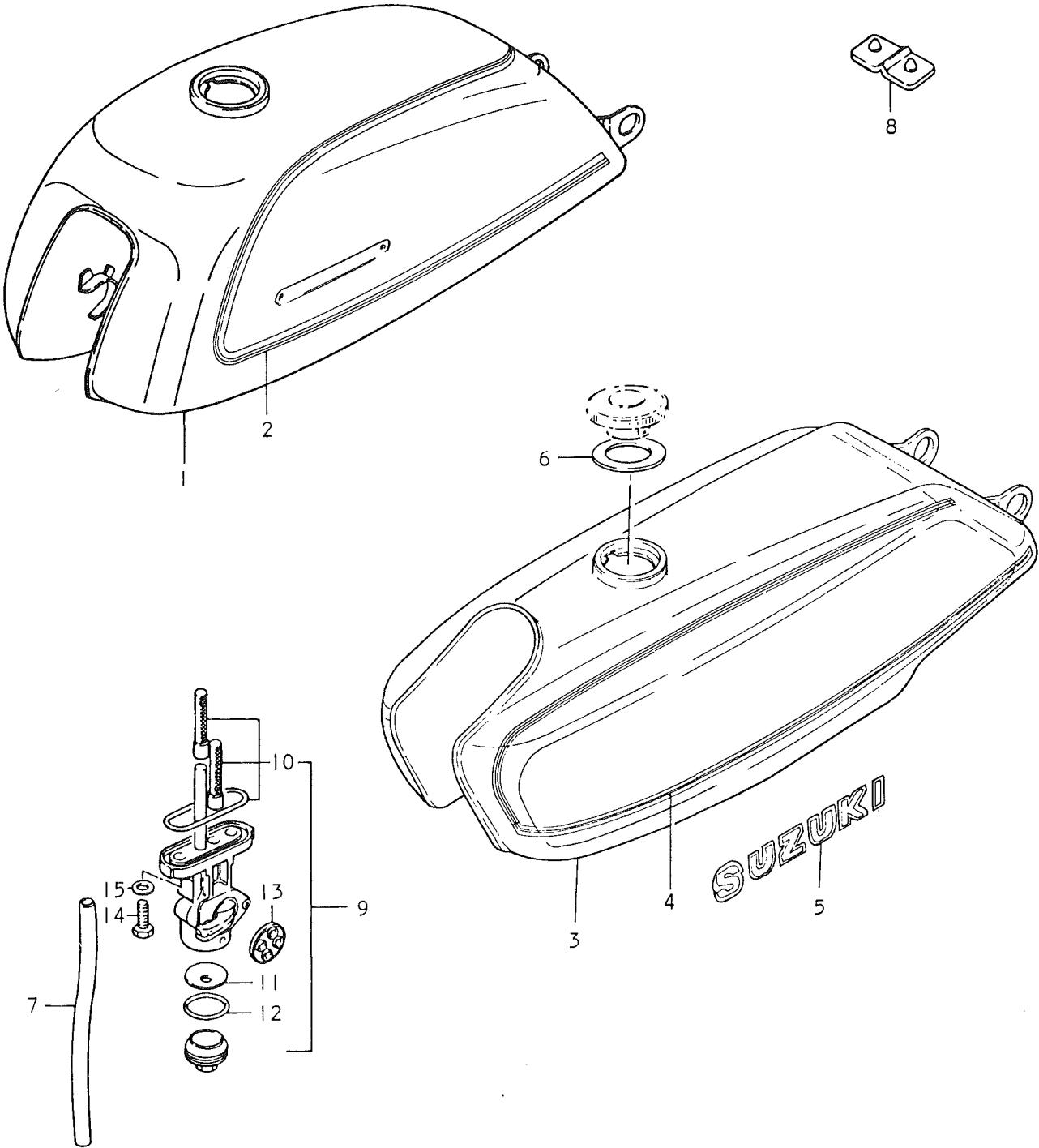
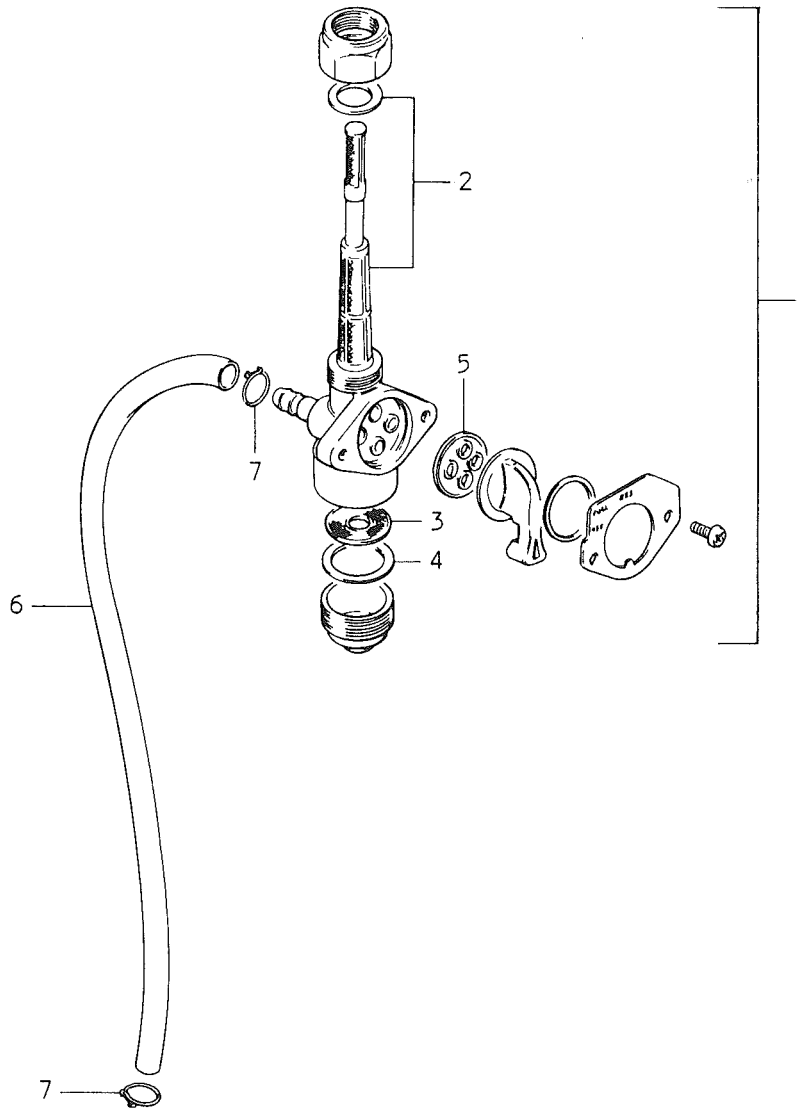


FIG.70 .FOR SPECIAL MARKET (E26)



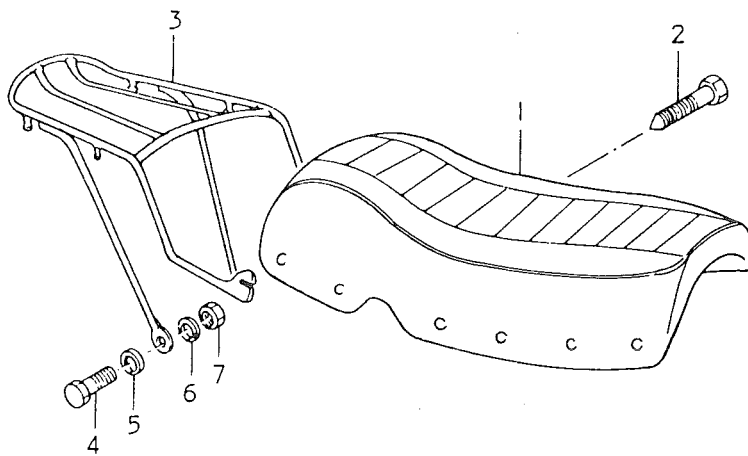
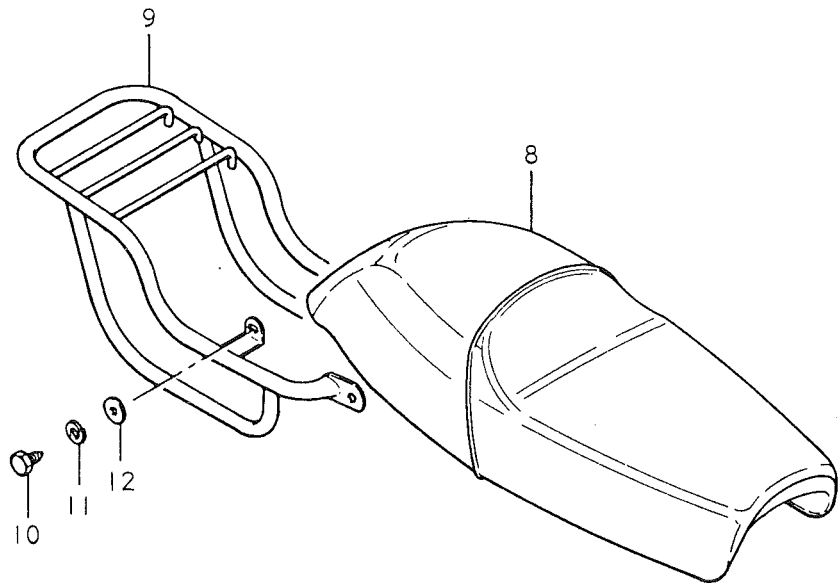
Ref.No	Part No.	Description	Q'ty				Remarks
			B	DB	N	DN	
1-1	44110-22680-019	Tank	1	-	-	-	
1-2	44110-22680-00U	Tank	1	-	-	-	
1-3	44110-22680-05H	Tank	1	-	-	-	
1-4	44110-22680-737	Tank	-	1	-	-	
2-1	68101-22820-61P	Tape set	1	-	-	-	
2-2	68101-22820-61R	Tape set	1	-	-	-	
2-3	68101-22820-61U	Tape set	1	-	-	-	
3-1	44100-22310-05H	Tank	-	-	1	1	
3-2	44100-22310-07P	Tank	-	-	1	1	
4	68101-22830-65M	Tape set	-	-	1	1	
5	68111-46601-742	Emblem	-	-	2	2	
6	85413-70000	Gasket	-	-	1	1	
7	09343-05037	Hose	1	1	1	1	
8	09321-05006	Cushion	1	1	1	1	
9-1	44300-22601	Cock assy	1	1	-	-	
9-2	44300-22670	Cock assy	-	-	1	1	
10	44300-28817	Filter set	1	1	1	1	
11	44344-28070	Cleaner	1	1	1	1	
12	44346-28070	Gasket	1	1	1	1	
13	44341-28070	Gasket	1	1	1	1	
14	09128-06002	Bolt	2	2	-	-	
15	09168-06010	Gasket	2	2	-	-	

FIG.27 FUEL COCK (K50B)



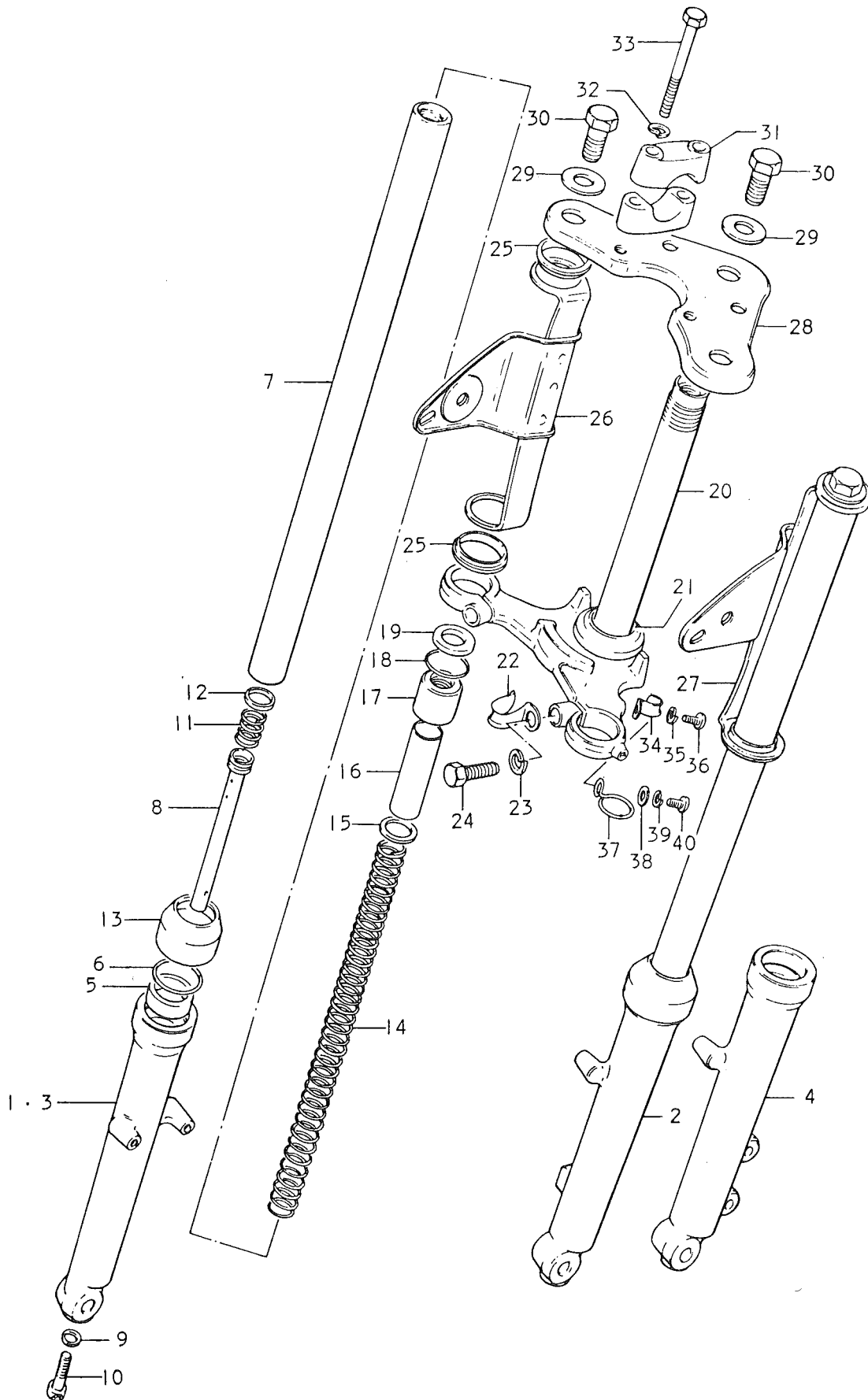
Ref.No	Part No.	Description	Q'ty	Remarks
		Se venligst også side 75	B DB N DN	
7	o94o1-o84o1	Clip	2 2 2 2	

FIG.71 FOR SPECIAL MARKET (E26)



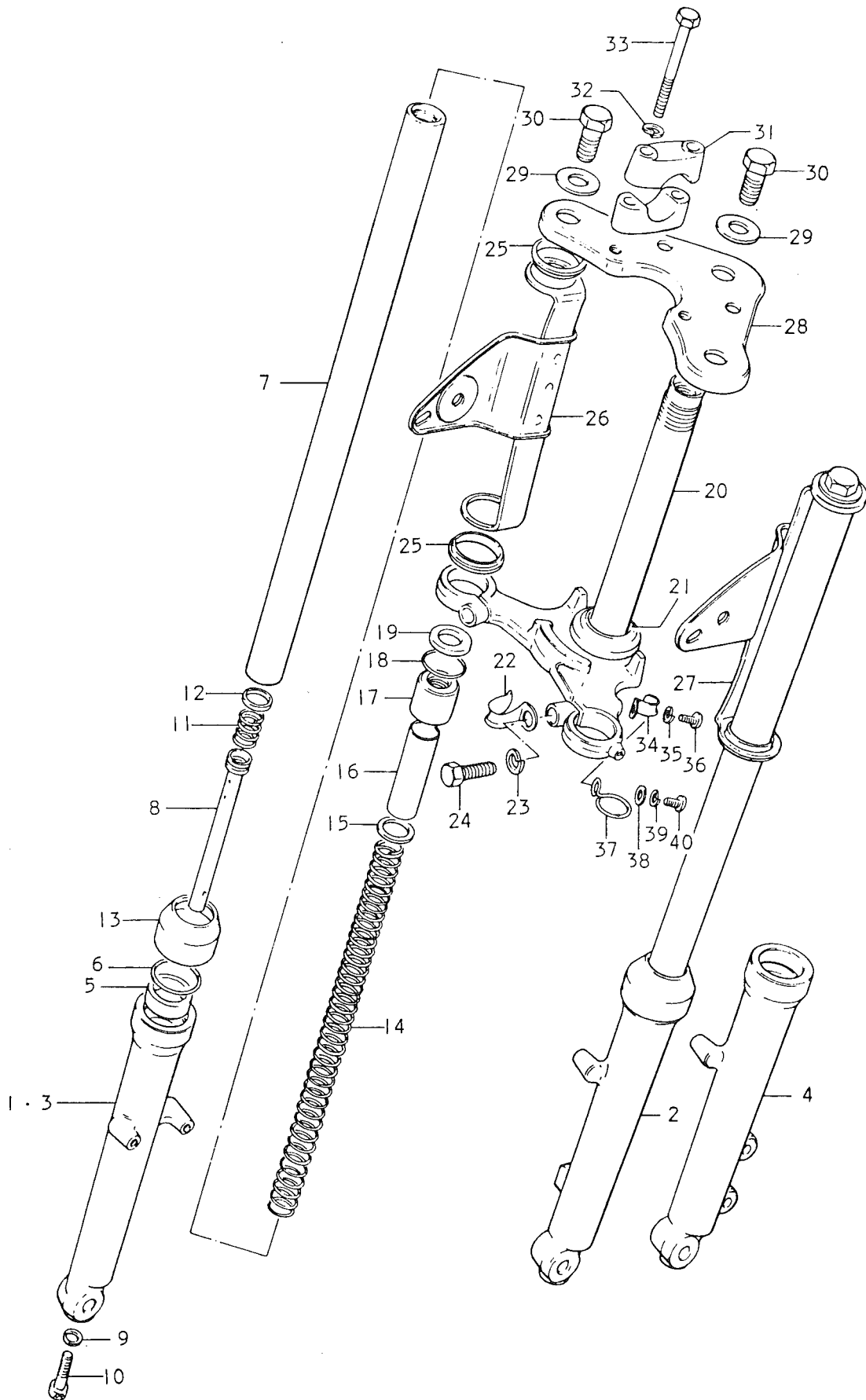
Ref.No	Part No.	Description	Q'ty				Remarks
			B	DB	N	DN	
1	45100-22714-865	Seat assy	1	1	-	-	
2	01301-08308	Bolt	2	2	-	-	
3	46310-22610	Carrier	1	1	-	-	
4	01101-06128	Bolt	2	2	-	-	
5	08322-21068	Washer	2	2	-	-	
6	08321-21068	Lock washer	2	2	-	-	
7	08310-11068	Nut	2	2	-	-	
8	45100-22731-866	Seat assy	-	-	1	1	
9	46310-22611	Carrier	-	-	1	1	
10	01304-08308	Bolt	-	-	2	2	
11	08321-21088	Lock washer	-	-	2	2	
12	08322-21088	Washer	-	-	2	2	

FIG.72 FOR SPECIAL MARKET (E26)



Ref.No	Part No.	Description	Q'ty		Remarks
			B	DB	
	51100-22660-291	Fork assy, front	1	-	
	51100-22670-291	Fork assy, front	-	1	
1	51131-23680	Outer tube, RH	1	-	
2	51141-23680	Outer tube, LH	1	-	
3	51131-23640	Outer tube, RH	-	1	
4	51141-23640	Outer tube, LH	-	1	
5	51153-46100	Oil seal	2	2	
6	51156-46100	Stopper ring	2	2	
7	51110-23640	Fork pipe	2	2	
8	51146-23640	Seat pipe	2	2	
9	51148-31030	Gasket	2	2	
10	51147-31030	Bolt	2	2	
11	51177-46100	Rebound spring	2	2	
12	51196-46100	Piston ring	2	2	
13	51571-46100	Dust seal	2	2	
14	51171-22670	Spring	2	2	
15	51192-46100	Seat	2	2	
16	51176-46100	Collor	2	2	
17	51172-46100	Seat	2	2	
18	51169-46100	Stopper ring	2	2	
19	51181-22011	Gasket	2	2	
20	51410-22670	Steering stem	1	1	
21	51622-20001	Outer race	1	1	
22	51452-08030	Clip	1	1	
23	08321-21108	Lock washer	2	2	
24	01107-10308	Bolt	2	2	
25	51553-46100	Cushion	4	4	

FIG.72 FOR SPECIAL MARKET (E26)



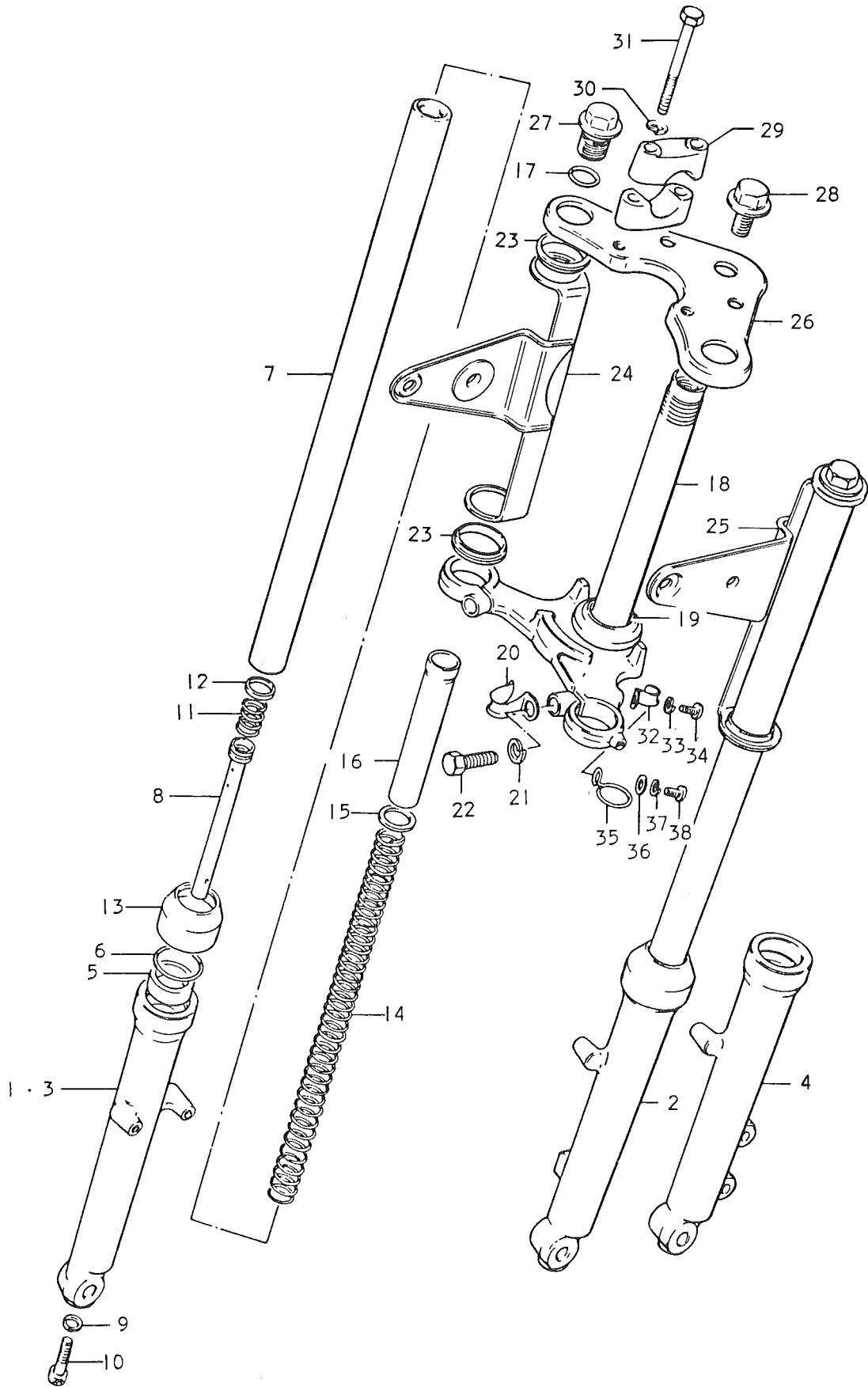
Ref.No	Part No.	Description	Q'ty		Remarks
			B	DB	
26	51530-22670-291	Bracket	1	1	
27	51540-22670-291	Bracket	1	1	
28	51310-22650-019	Steering stem head	1	1	
29	51356-07030	Washer	3	3	
30	51352-46100	Bolt	3	3	
31	56211-27130-291	Holder	4	4	
32	08321-21088	Lock washer	4	4	
33	01107-08558	Bolt	4	4	
34	51452-05130	Clip	1	-	
35	08321-21068	Lock washer	1	-	
36	02112-06128	Screw	1	-	
37	51452-46100	Clip	-	1	
38	08322-21068	Washer	-	1	
39	08321-21068	Lock washer	-	1	
40	02112-06128	Screw	-	1	

OBS: FRA STEL NO: 260172
TIL STEL NO: 261357

ER DER PÅ B MODELLEN MONTERET FORGAFFEL
TIL N MODELLEN.

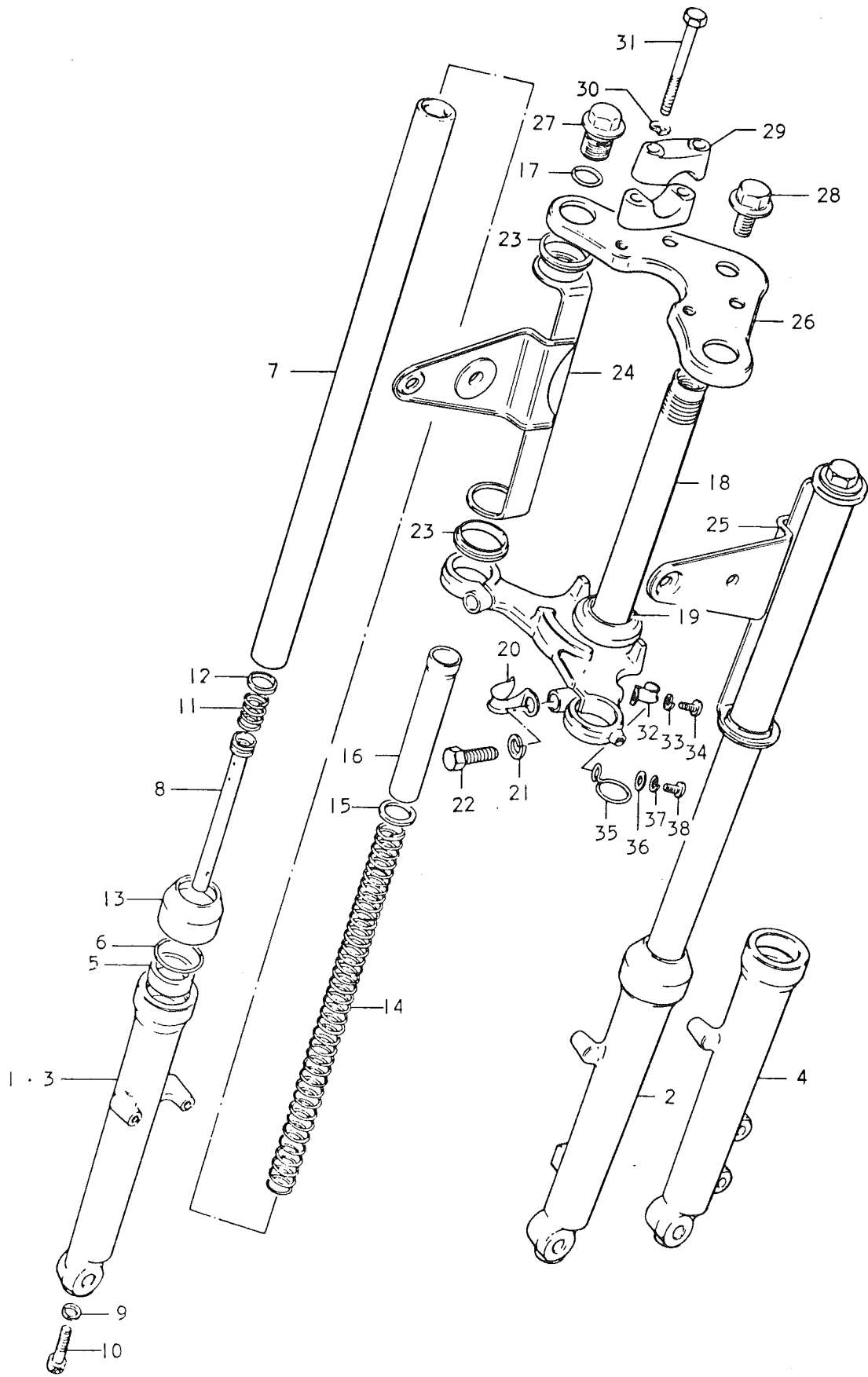
TIL DISSE B MODELLER ORDRE DA DELE FRA
SIDERNE: 86-87.

FIG.73 FOR SPECIAL MARKET (E26)



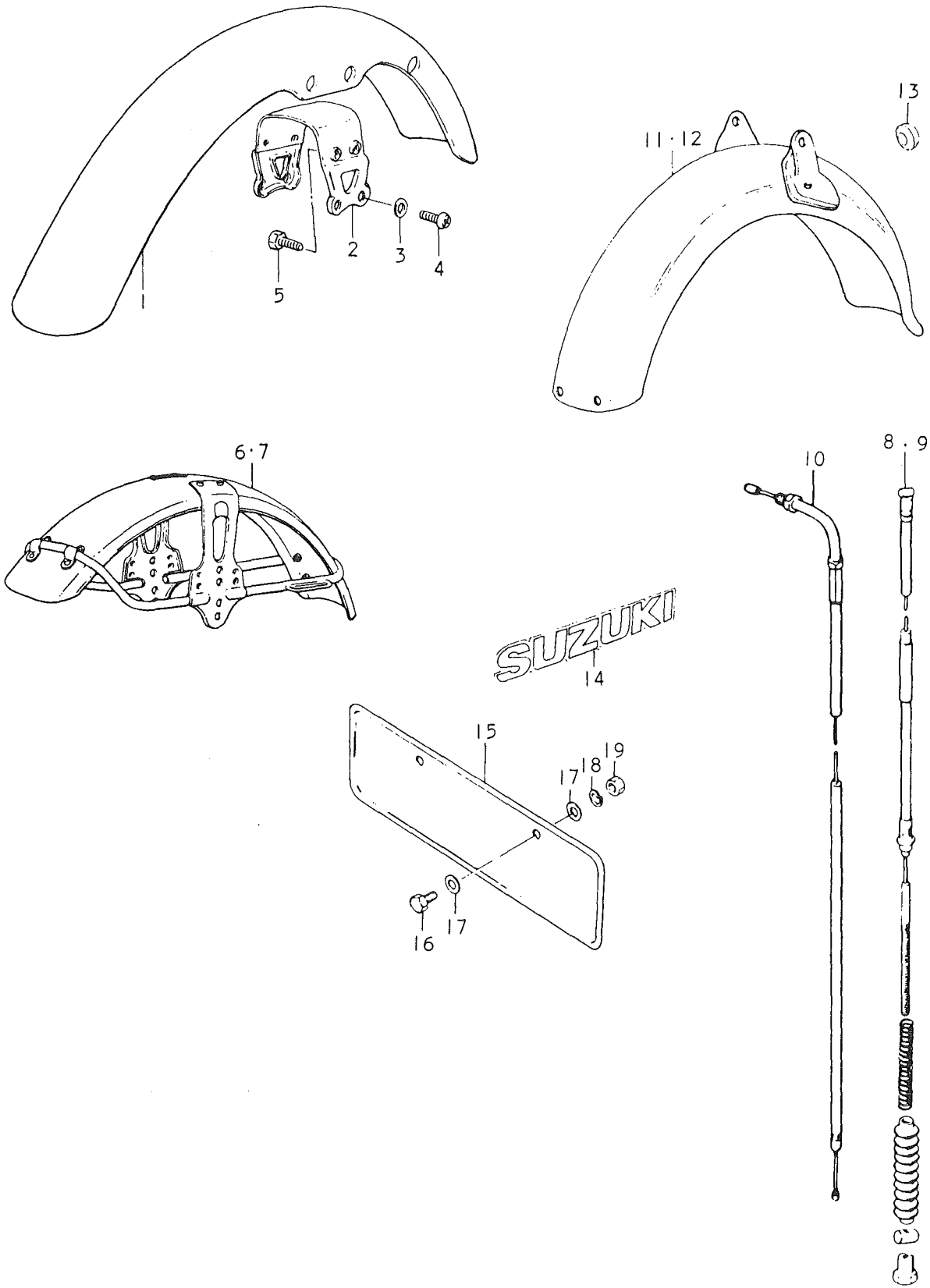
Ref.No	Part No.	Description	Q'ty		Remarks
			N	DN	
	51100-22691-291	Fork assy, front	1	-	
	51100-22741-291	Fork assy, front	-	1	
1	51131-23681	Outer tube, RH	1	-	
2	51141-23681	Outer tube, LH	1	-	
3	51131-23641	Outer tube, RH	-	1	
4	51141-23641	Outer tube, LH	-	1	
5	51153-46100	Oil seal	2	2	
6	51156-46100	Stopper ring	2	2	
7	51110-23641	Fork pipe	2	2	
8	51146-23640	Seat pipe	2	2	
9	51148-31030	Gasket	2	2	
10	51147-31030	Bolt	2	2	
11	51177-46100	Rebound spring	2	2	
12	51196-46100	Piston ring	2	2	
13	51571-46100	Dust seal	2	2	
14	51171-22671	Spring	2	2	
15	51192-46100	Seat	2	2	
16	51176-46100	Collor	2	2	
17	51181-46190	Gasket	2	2	
18	51410-22670	Steering stem	1	1	
19	51622-20001	Outer race	1	1	
20	51452-08030	Clip	2	2	
21	08321-21108	Lock washer	2	2	
22	01107-10308	Bolt	2	2	
23	51553-46100	Cushion	4	4	

FIG.73 FOR SPECIAL MARKET (E26)



Ref.No	Part No.	Description	Q'ty		Remarks
			N	DN	
24	51530-23670-291	Bracket	1	1	
25	51540-23670-291	Bracket	1	1	
26	51310-23641-291	Steering sten head	1	1	
27	51351-46190	Bolt	2	2	
28	51352-46101	Bolt	1	1	
29	56211-27130-291	Holder	4	4	
30	08321-21088	Lock washer	4	4	
31	01107-08558	Bolt	4	4	
32	51452-05130	Clip	1	-	
33	08321-21068	Lock washer	1	-	
34	02112-06128	Screw	1	-	
35	51452-46100	Clip	-	1	
36	08322-21068	Washer	-	1	
37	08321-21068	Lock washer	-	1	
38	02112-06128	Screw	-	1	

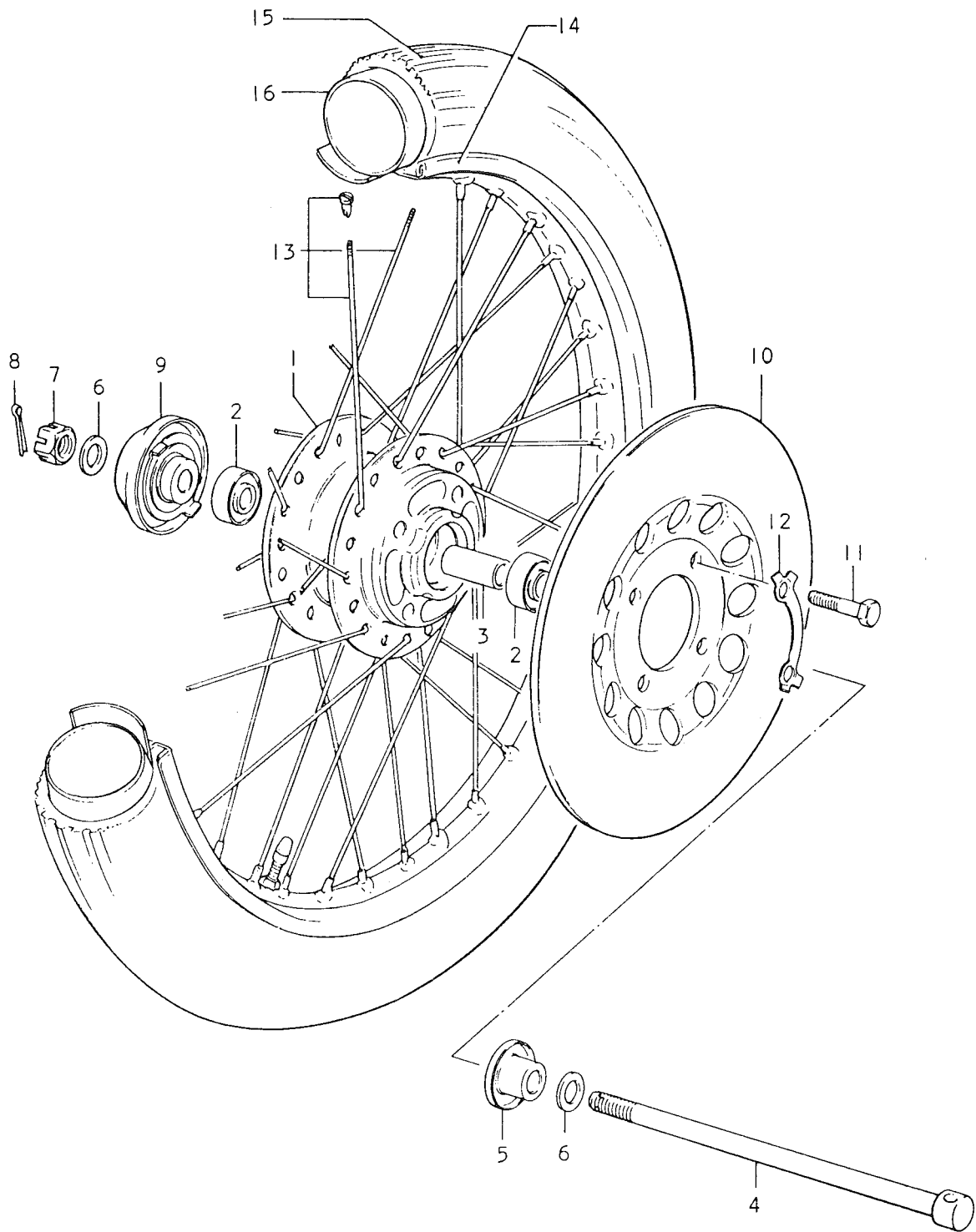
FIG.74 FOR SPECIAL MARKET (E26)



K50N E26

Ref.NO	Part No.	Description	Q'ty				Remarks
			B	DB	N	DN	
6-1	53110-05601	Fender, front	1	-	1	-	
6-2	53110-22610	Fender, front	-	1	-	-	
7	53110-05660	Fender, front	-	-	-	1	
8	58100-03731	Cable	1	-	1	-	
9	58100-22630	Cable	-	1	-	1	
10	58300-22650	Cable	1	1	1	1	
11	63110-22631	Fender, rear	1	-	-	-	
12	63110-22609	Fender, rear	-	1	1	1	
13	09308-05005	Grommet	1	1	1	1	
14	68111-38601	Emblem	1	1	1	1	
15	63451-03600	Plate	1	1	1	1	
16	01107-06128	Bolt	2	2	2	2	
17	08322-21068	Washer	4	4	4	4	
18	08321-21068	Lock washer	2	2	2	2	
19	08310-11068	Nut	2	2	2	2	

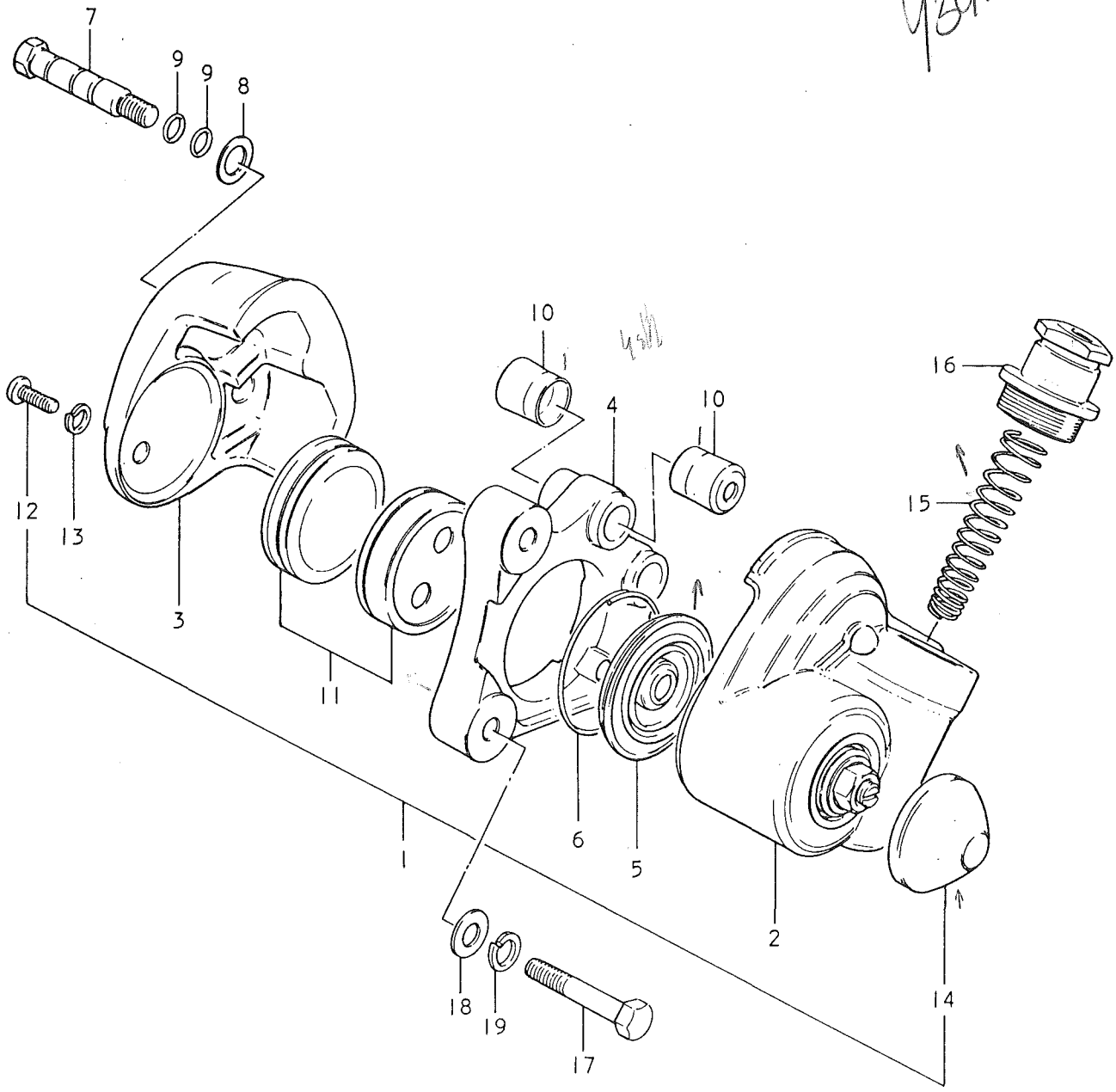
FIG.75 FOR SPECIAL MARKET (E26)



Ref.No	Part No.	Description	Q'ty		Remarks
			DB	DN	
1	54111-46100	Hub	1	1	
2	08123-63000	Bearing	2	2	
3	09180-10005	Spacer	1	1	
4-1	54711-26100	Axle, front	1	-	
4-2	54711-46100	Axle, front	-	1	
5	54750-46100	Spacer	1	1	
6-1	08322-11108	Washer	2	-	
6-2	09160-10039	Washer	-	2	
7	08314-31108	Nut	1	1	
8	04111-20308	Cotter pin	1	1	
9	54600-46100	Box	1	1	
10	59211-46100	Disk	1	1	
11	09100-08094	Bolt	4	4	
12	09169-08019	Washer	2	2	
13	55300-46810	Spoke set	1	1	
14	55311-46100	Rim	1	1	
15	55100-03010	Tire	1	1	2,50-17
16	55200-03600	Tube	1	1	2,50-17

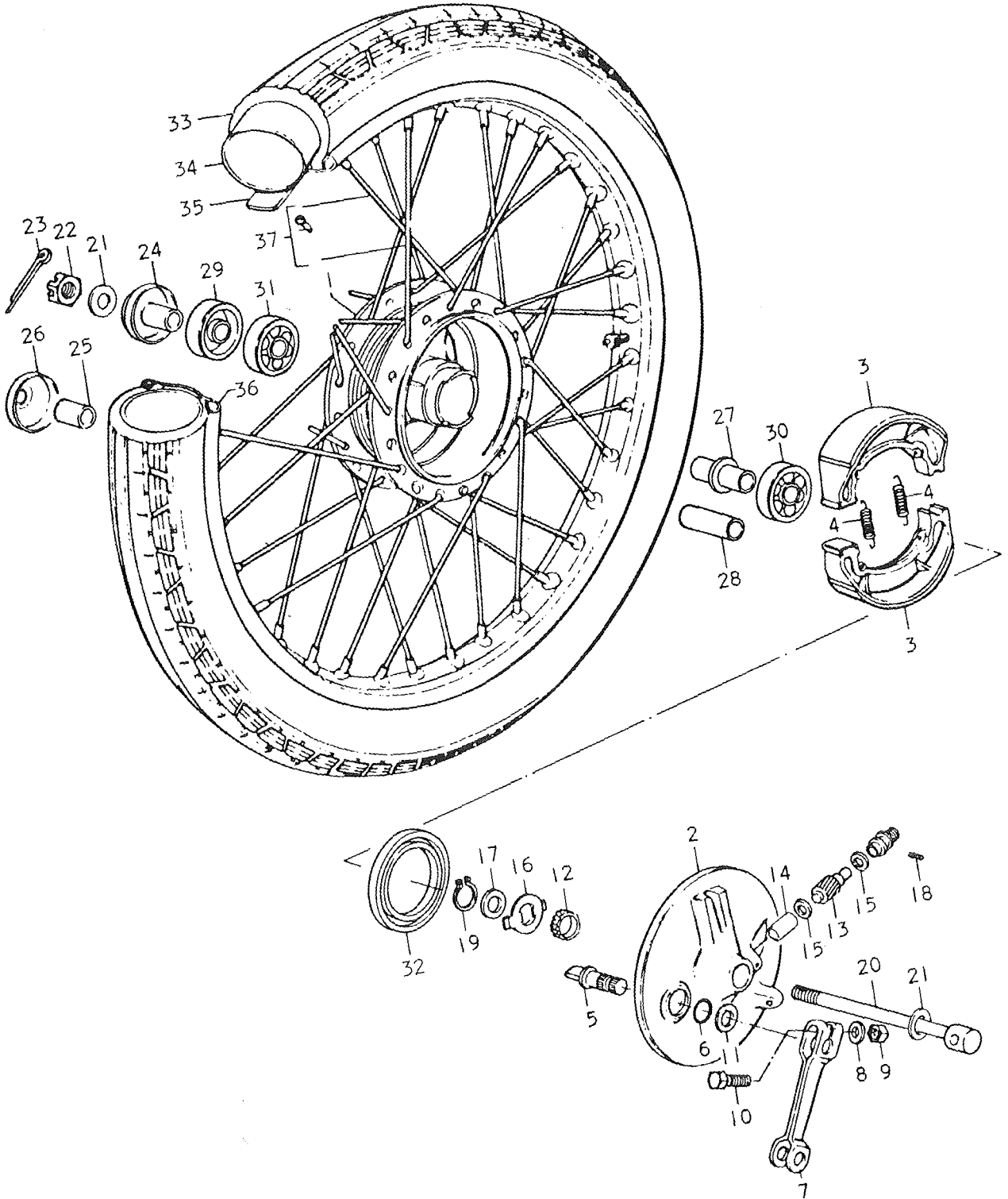
FIG. 76 FOR SPECIAL MARKET (E26)

711.00
434.50



Ref.No	Part No.	Description	Q'ty		Remarks
			DB	DN	
1	59300-46100	Calipas assy, LH	1	1	
2	59360-46100	Housing assy	1	1	
3	59371-46100	Housing	1	1	
4	59150-46100	Holder	1	1	
5	59308-46100	Boot	1	1	
6	59309-46100	Clip	1	1	
7	59305-46100	Axle	2	2	
8	59306-46100	Washer	2	2	
9	59111-18410	o ring	4	4	
10	59112-18410	Dust cover	4	4	
11	59300-46810	Pad set	1	1	
12	02112-06108	Screw	1	1	
13	08321-21068	Lock washer	1	1	
14	59381-46100	Boot	1	1	
15	59372-46100	Return spring	1	1	
16	59373-46100	Plug	1	1	
17	09104-08014	Bolt	2	2	
18	08322-21088	Washer	2	2	
19	08321-31088	Lock washer	2	2	

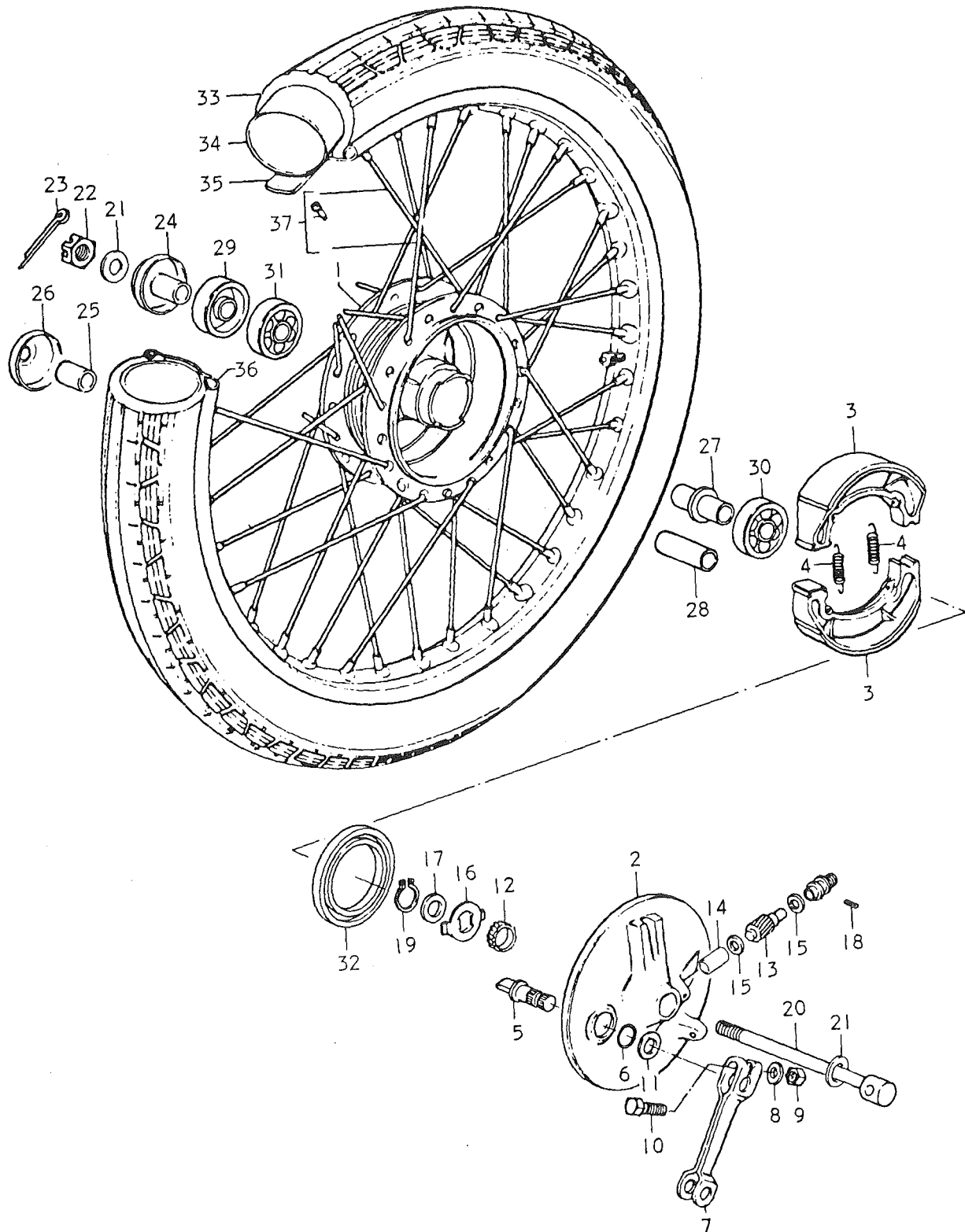
FIG. 34 FRONT WHEEL



K50N

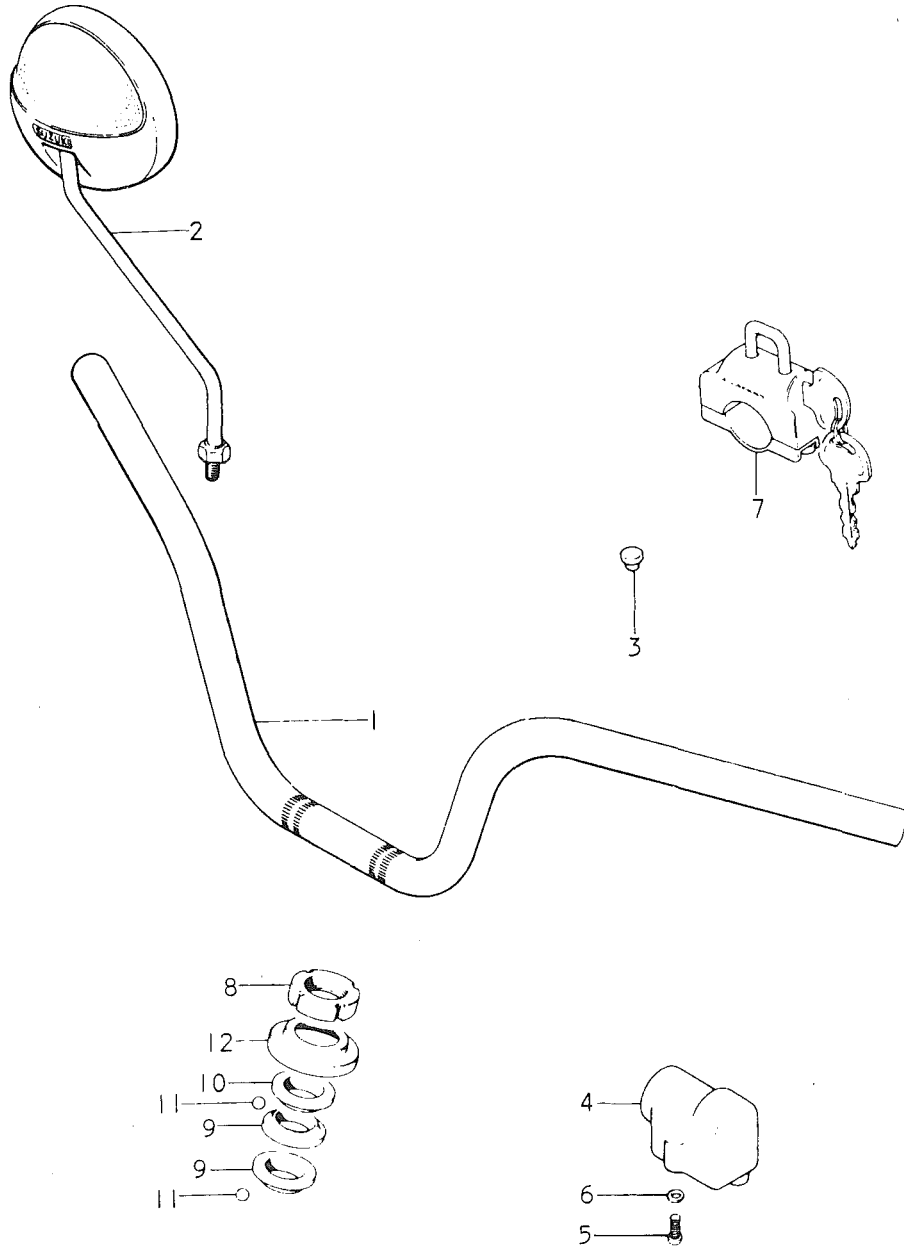
Ref.No	Part No.	Description	Q'ty		Remarks
			B	N	
1	54110-46001	Hub	1		
2-1	54210-46110	Panel	1	-	
2-2	54210-46110	Panel	-	1	
3-1	54410-01005	Shoe	2	-	
3-2	54410-01005	Shoe	-	2	
4	09443-07001	Spring	2	2	
5-1	54441-29301	Cam	1	-	
5-2	54441-29301	Cam	-	1	
6	09280-14003	Dust seal	1	1	
7	54451-46110	Lever	1	1	
8	08322-21068	Washer	1	1	
9	08310-11068	Nut	1	1	
10	09100-06078	Bolt	1	1	
11	09160-14001	Washer	1	1	
12	54611-03001	Gear	1	1	
13	54621-03000	Pinion	1	1	
14	54632-01001	Bushing	1	1	
15	09160-05001	Thrust washer	2	2	5,1x9x0,4
16	54661-03000	Driver	1	1	
17	09160-16005	Thrust washer	1	1	
18	09134-03101	Screw	1	1	
19	08331-31159	Circlip	1	1	
20-1	54711-26100	Axle	1	-	
20-2	54711-46100	Axle	-	1	
21-1	08322-11108	Washer	2	-	
21-2	09160-10039	Washer	-	2	

FIG. 34 FRONT WHEEL



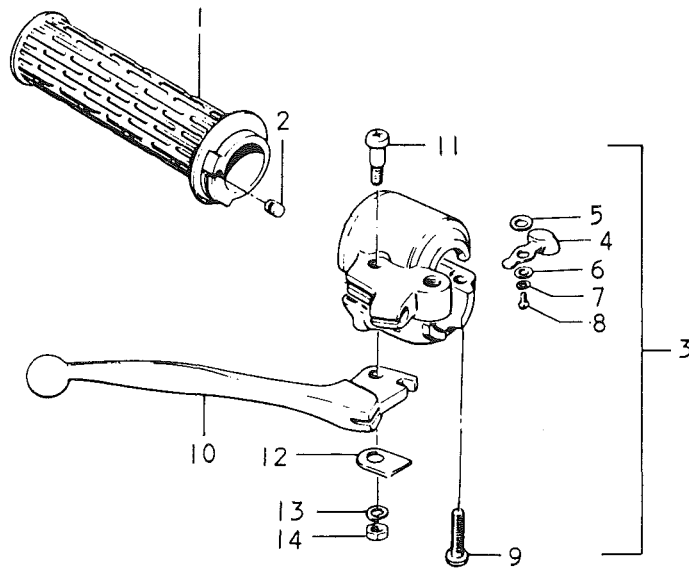
Ref.No	Part No.	Description	Q'ty		Remarks
			B	N	
22	o8314-311o8	Nut	1	1	
23	o4111-2o3o8	Cotter pin	1	1	
24	5474o-261oo	Spacer	1	-	
25	o918o-1ooos	Spacer	-	1	
26	54892-o1ooo	Cover	-	1	
27	5473o-o1ooo	Spacer	1	-	
28	o918o-1ooos	Spacer	-	1	
29	o9284-15ool	Oil seal	1	1	15x31x9,5
3o-1	o8143-63ooo	Bearing, LH	1	-	
3o-2	o8113-63ooo	Bearing, LH	-	1	
31	o8113-62ooo	Bearing, RH	1	1	
32	o9285-43ool	Oil seal	1	1	43x58x7
36	55311-o7o2o	Rim	1	1	
37	553o1-o3812	Spoke set	1	1	

FIG. 35 HANDLEBAR



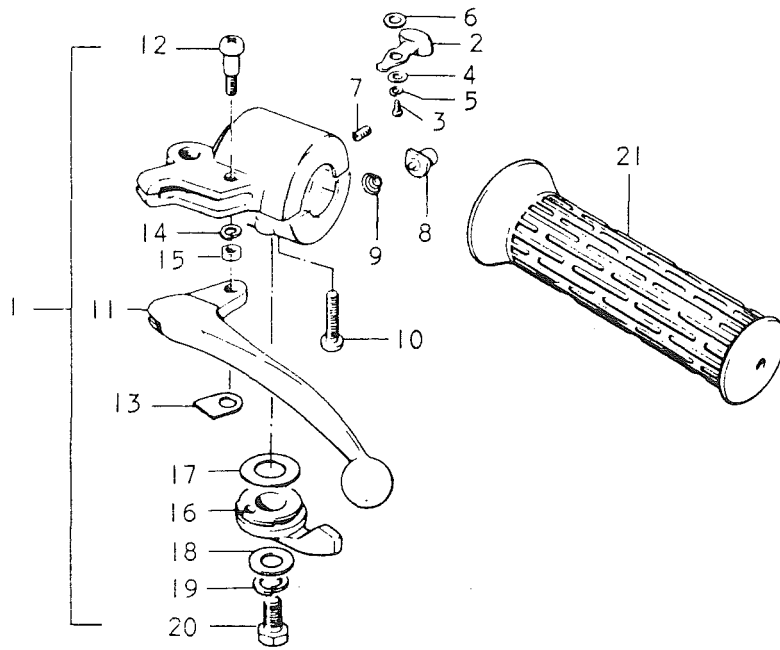
Ref.No	Part No.	Description	Q'ty				Remarks
			B	DB	N	DN	
1	56111-21002	Handlebar	1	1	1	1	
2	56500-35011	Mirror assy	1	1	1	1	
3	09250-06001	Plug	1	1	1	1	
7	90001-31817	Lock assy	1	1	1	1	
8	51631-05000	Nut	1	1	1	1	
9	51611-20002	Race	2	2	2	2	
10	51621-25000	Race	1	1	1	1	
11	06111-06003	Ball	44	44	44	44	
12	51643-06001	Dust seal	1	1	1	1	

FIG.36 RH HANDLE SWITCH



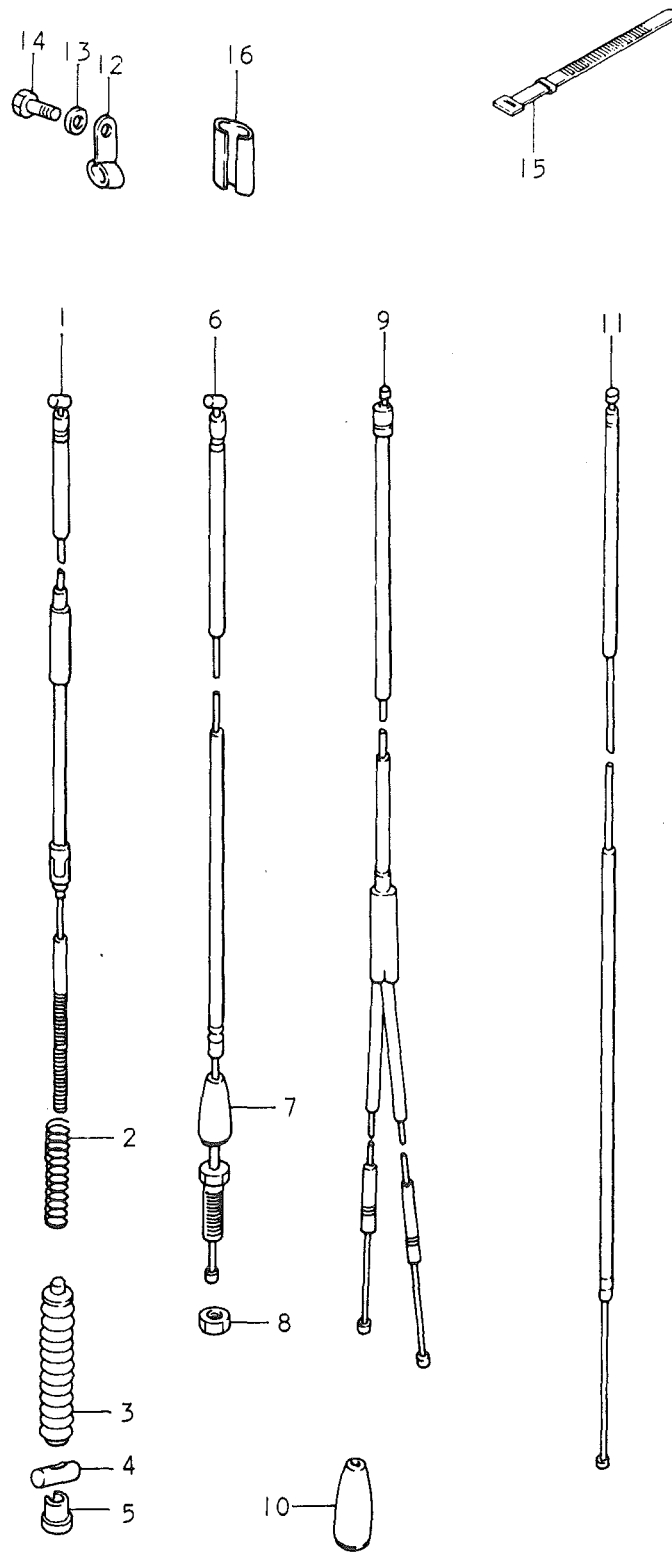
Ref.No	Part No.	Description	Q'ty				Remarks
			B	DB	N	DN	
1	57110-20010	Grip assy	1	1	1	1	
2	58631-07010	Piece	1	1	1	1	
3-1	57300-20714	Brake lever & RH switch assy	1	1	-	-	
3-2	57300-20715	Brake lever & RH switch assy	-	-	1	1	
4	57320-01011	Knob	1	1	1	1	
5	57334-01010	Washer	1	1	1	1	
6	08322-21038	Washer	1	1	1	1	
7	08321-21038	Lock washer	1	1	1	1	
8	09125-03103	Screw	1	1	1	1	
9	09125-05105	Screw	2	2	2	2	
10-1	57421-27210	Lever	1	1	-	-	
10-2	57421-27212	Lever	-	-	1	1	
11	57431-01011	Bolt	1	1	1	1	
12	57435-20010	Spacer	1	1	1	1	
13	08321-21058	Lock washer	1	1	-	-	
14-1	08310-11058	Nut	1	1	-	-	
14-2	57633-27500	Nut	-	-	1	1	

FIG.37 LH HANDLE SWITCH



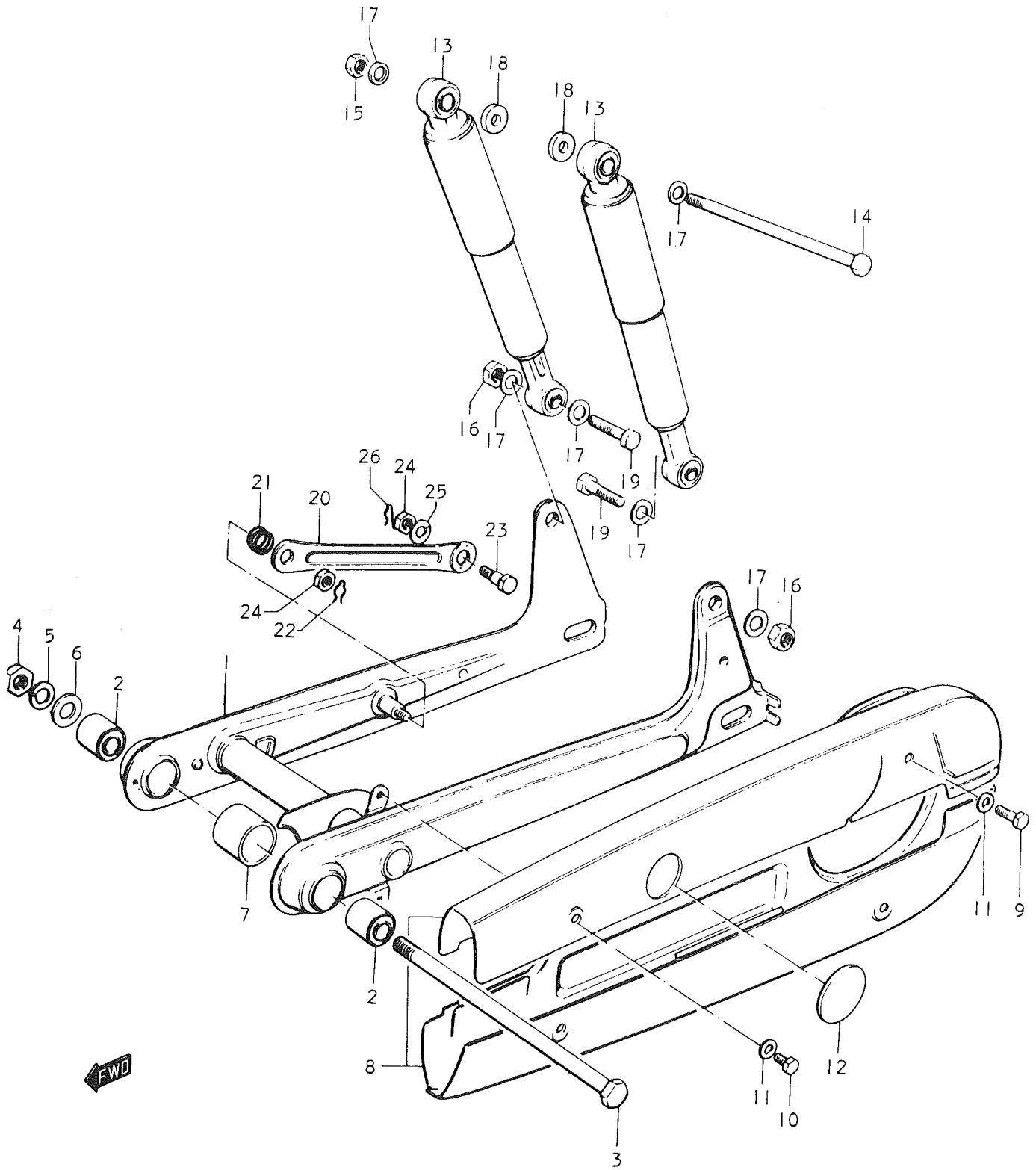
Ref.No	Part No.	Description	Q'ty				Remarks
			B	DB	N	DN	
1-1	57500-08413	Clutch Lever & LH switch assy	1	1	-	-	
1-2	57500-21014	Clutch lever & LH switch assy	-	-	1	1	
2	57320-01011	Knob	1	1	1	1	
3	09125-03103	Screw	1	1	1	1	
4	08322-21038	Washer	1	1	1	1	
5	08321-21038	Lock washer	1	1	1	1	
6	57334-01010	Washer	1	1	1	1	
7	57337-01010	Spring	1	1	1	1	
8	57370-01311	Button	1	1	1	1	
9	57382-01311	Spring	1	1	1	1	
10	09125-05105	Screw	2	2	2	2	
11-1	57621-27210	Lever	1	1	-	-	
11-2	57621-20012	Lever	-	-	1	1	
12	57431-01011	Screw	1	1	1	1	
13	57435-20010	Spacer	1	1	1	1	
14	08321-21058	Lock washer	1	1	1	1	
15-1	08310-11058	Nut	1	1	-	-	
15-2	57633-27500	Nut	-	-	1	1	
16	58721-25611	Lever	1	1	1	1	
17	58722-03010	Washer	1	1	1	1	
18	58723-03010	Washer	1	1	1	1	
19	08321-21068	Lock washer	1	1	1	1	
20	01107-06128	Bolt	1	1	1	1	
21	57211-20010	Grip assy	1	1	1	1	

FIG.38 CONTROL CABLE



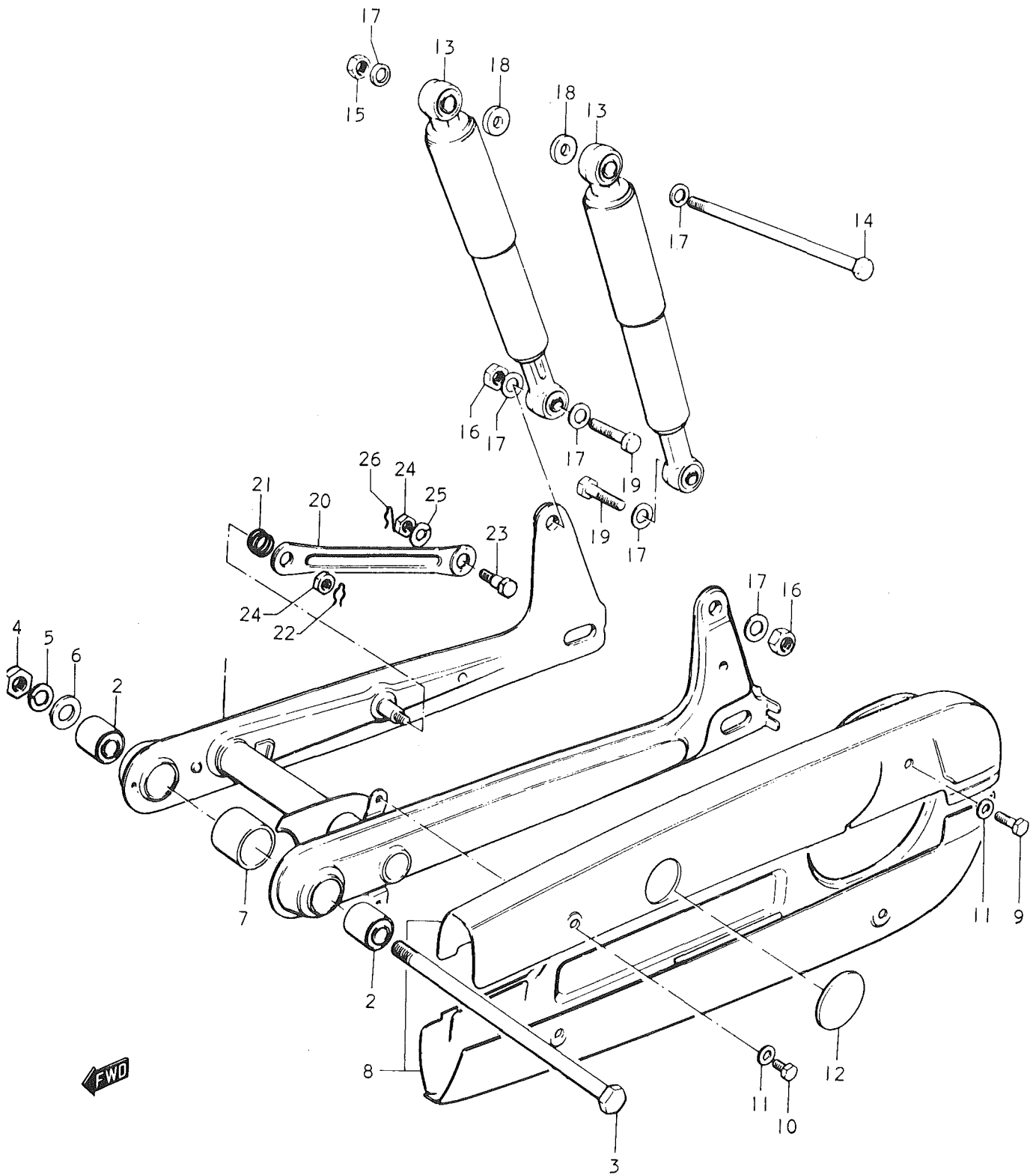
Ref.No	Part No.	Description	Q'ty				Remarks
			B	DB	N	DN	
2	09440-06003	Spring	1	1	1	1	
3	09287-07001	Boot	1	1	1	1	
4	09209-10001	Pin	1	1	1	1	
5	09150-05101	Nut	1	1	1	1	
6	58200-22600	Cable assy	1	1	1	1	
7	09287-07002	Boot	1	1	1	1	
8	08310-12088	Nut	1	1	1	1	
10	09287-07002	Boot	1	1	1	1	
11-1	58410-08710	Cable	1	1	-	-	
11-2	58410-22010	Cable	-	-	1	1	
12	09403-09304	Clip	1	1	1	1	
13	08321-21068	Lock washer	1	1	1	1	
14	01107-06108	Bolt	1	1	1	1	
15	09407-06401	Clamp	1	1	1	1	
16-1	09408-00002	Clip	1	1	1	1	
16-2	09408-00005	Clip	1	1	1	1	

FIG.39 REAR SWINGING ARM



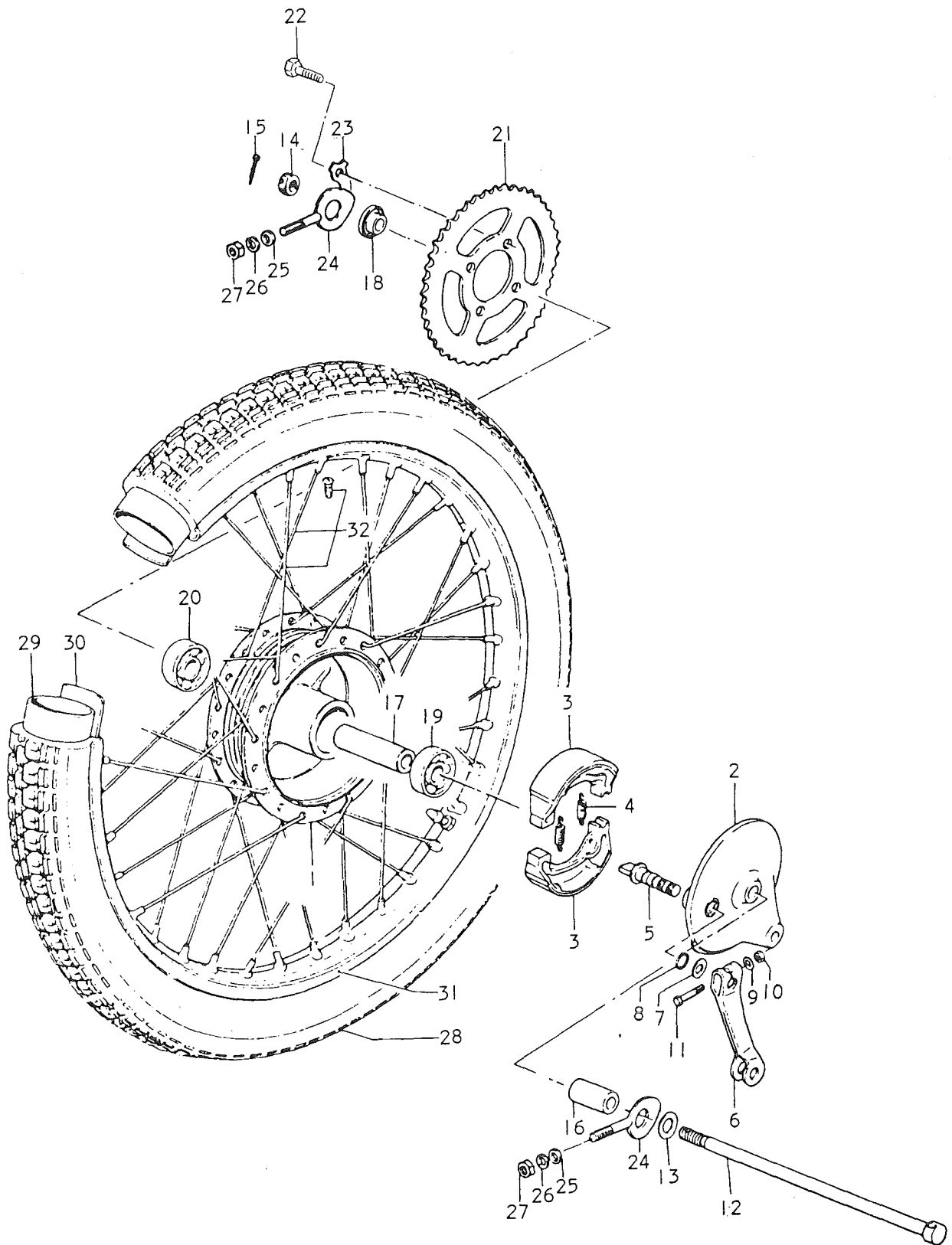
Ref.No	Part No.	Description	Q'ty				Remarks
			B	DB	N	DN	
2	09319-10009	Bush	2	2	2	2	
3	61211-20001	Shaft	1	1	1	1	
4	08310-12108	Nut	1	1	1	1	
5	08321-21108	Lock washer	1	1	1	1	
6	08322-21108	Washer	1	1	1	1	
7	09320-22001	Cushion	1	1	1	1	

FIG.39 REAR SWINGING ARM



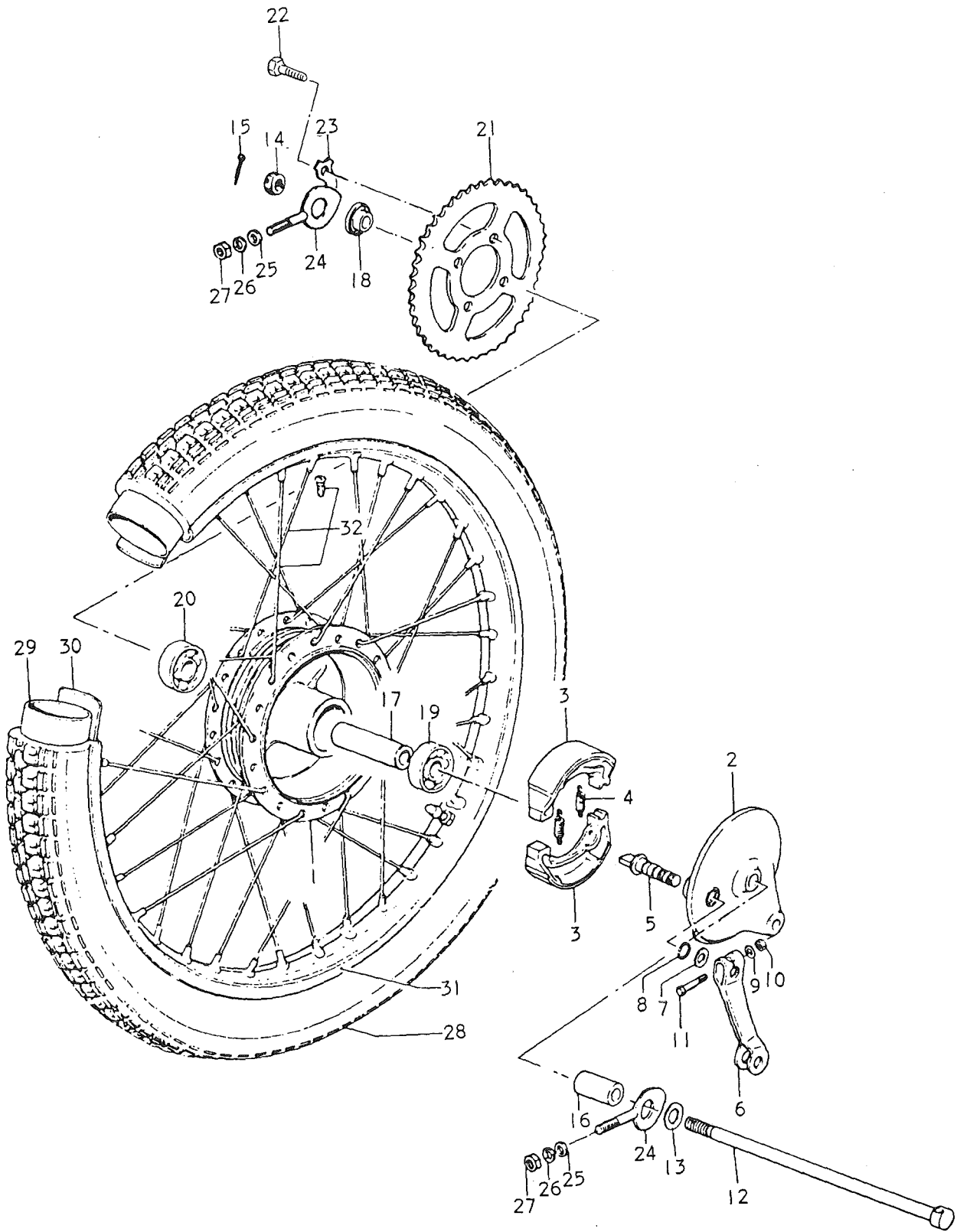
Ref.No	Part No.	Description	Q'ty				Remarks
			B	DB	N	DN	
=====							
14	62311-19600	Shaft	1	1	1	1	
15	09140-10012	Nut	1	1	1	1	
16	08313-11108	Nut	2	2	2	2	
17	08322-21108	Washer	6	6	6	6	
18	09160-10005	Washer	2	2	2	2	10x15x1,2
19	09100-10046	Bolt	2	2	2	2	10x43
20	64311-01001	Torque link	1	1	1	1	
21	09440-18002	Spring	1	1	1	1	
22	09384-06001	Clip	1	1	1	1	
23	09111-08013	Bolt	1	1	1	1	
24	09140-08008	Nut	2	2	2	2	
25	08321-21088	Lock washer	1	1	1	1	
26	09385-10001	Clip	1	1	1	1	

FIG.40 REAR WHEEL



Ref.No	Part No.	Description	Q'ty				Remarks
			B	DB	N	DN	
1	64110-46100	Drum	1	1	1	1	
2-1	64210-46001	Panel	1	1	-	-	
2-2	64210-46001	Panel	-	-	1	1	
3-1	54410-01005	Shoe	2	2	-	-	
3-2	54410-01005	Shoe	-	-	2	2	
4	09443-07001	Spring	2	2	2	2	
5-1	54441-29301	Shaft	1	1	-	-	
5-2	54441-29301	Shaft	-	-	1	1	
6	64451-46100	Lever	1	1	1	1	
7	09160-14001	Washer	1	1	1	1	12,5x20x1
8	09280-14003	O ring	1	1	1	1	
9	08322-21068	Washer	1	1	1	1	
10	08310-11068	Nut	1	1	1	1	
11	09100-06078	Bolt	1	1	1	1	
12	64711-43000	Axle	1	1	1	1	
13	09160-12012	Washer	2	2	2	2	
14	08314-31128	Nut	1	1	1	1	
15-1	04111-20308	Cotter pin	1	1	-	-	
15-2	04111-30308	Cotter pin	-	-	1	1	
16	09180-12005	Spacer	1	1	1	1	
17	09180-12078	Spacer	1	1	1	1	
18	64750-22600	Spacer	1	1	1	1	
19-1	08143-63010	Bearing	1	1	-	-	
19-2	08143-63017	Bearing	-	-	1	1	
20-1	08123-63010	Bearing	1	1	-	-	
20-2	08123-63017	Bearing	-	-	1	1	

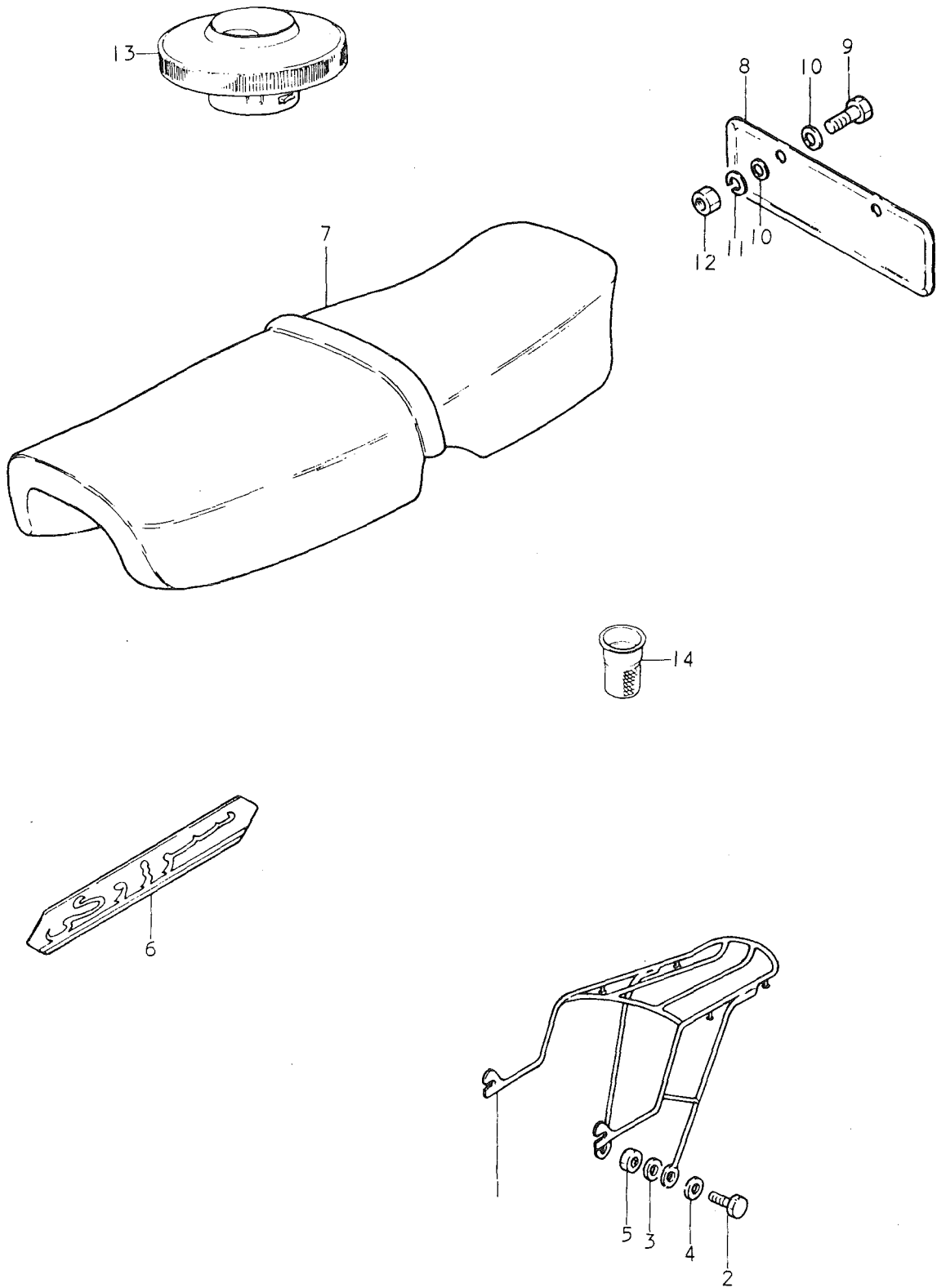
FIG.40 REAR WHEEL



K50N

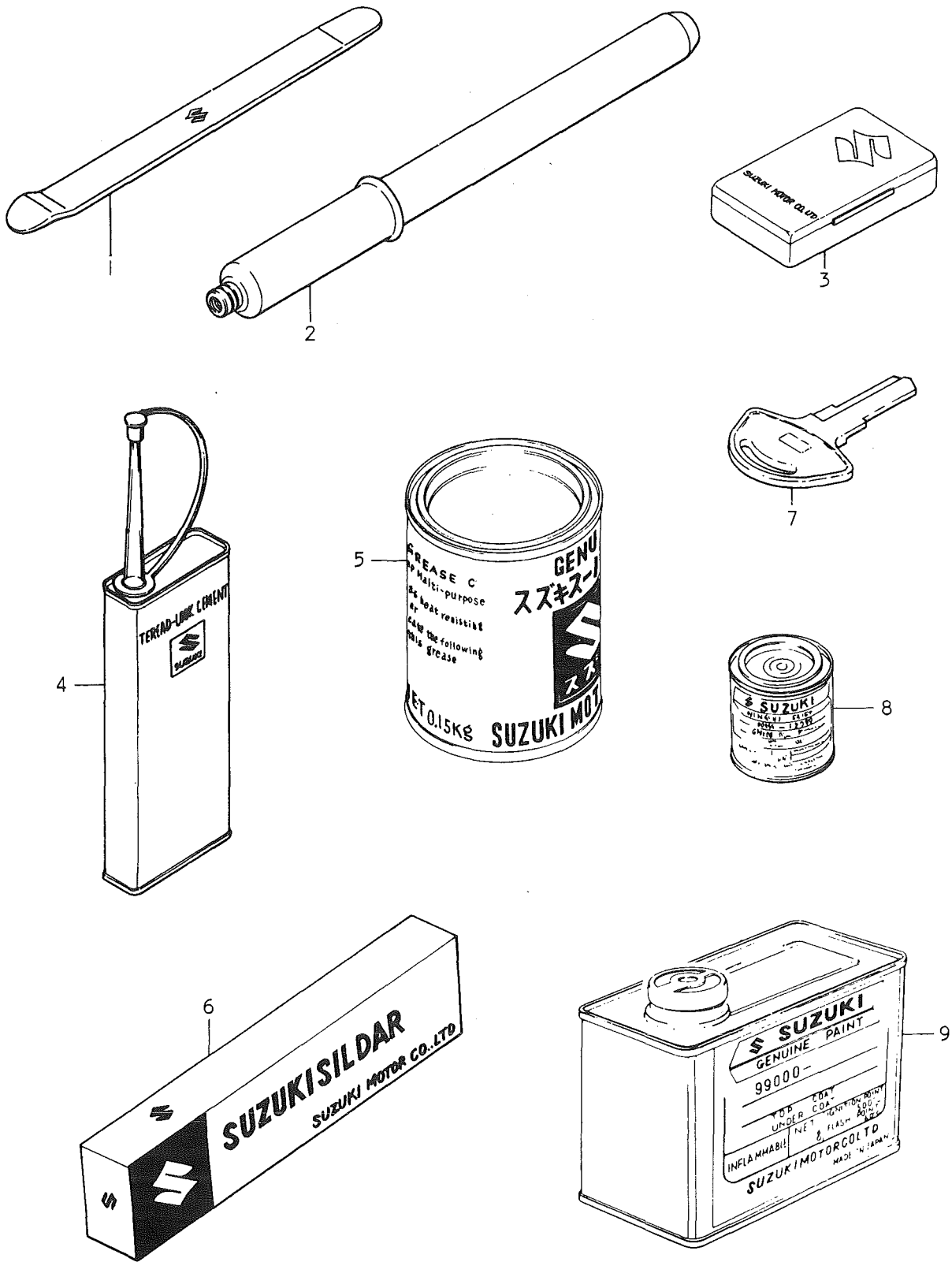
Ref.No	Part No	Description	Q'ty				Remarks
			B	DB	N	DN	
22	09100-08140	Bolt	4	4	4	4	
23	09169-08011	Washer	2	2	2	2	
24	61411-01002	Adjuster	2	2	2	2	
25	08322-21068	Washer	2	2	2	2	
26	08321-21068	Lock Washer	2	2	2	2	
27	08310-11068	Nut	2	2	2	2	
31	55311-07020	Rim	1	1	1	1	
32	65300-03817	Spoke set	1	1	1	1	

FIG.41 OPTIONAL



Ref.No	Part No.	Description	Q'ty				Remarks
			B	DB	N	DN	
13	44200-36701	Cap	1	1	1	1	

FIG. 42 OPTIONAL



Ref.No	Part No.	Description	Q'ty				Remarks
			B	DB	N	DN	
1	09825-00002	Lever	1	1	1	1	
2	09821-00004	Inflator	1	1	1	1	
3	09826-00001	Tool set	1	1	1	1	
4	99000-32040	Cement	1	1	1	1	
5	99000-25030	Grease	1	1	1	1	
6	99000-33020	Gasket	1	1	1	1	
7	37145-19710	Key	1	1	1	1	
8-1	99000-10109-019	Paint (Black)	1	1	1	1	
8-2	99000-10209-126	Paint (Pearl Metal.)	1	1	1	1	
8-3	99000-10209-00U	Paint (Candy Rose)	1	1	1	1	
8-4	99000-10209-05H	Paint (Candy Florida Blue)	1	1	1	1	
9-1	99000-10105-019	Paint (BLack)	1	1	1	1	
9-2	99000-10205-126	Paint (Pearl Metal.)	1	1	1	1	
9-3	99000-10205-00U	Paint (Candy Rose)	1	1	1	1	
9-4	99000-10205-05H	Paint (Candy Florida Blue)	1	1	1	1	

FIG. 77 FOR SPECIAL MARKET (E26)

2/10

