

**B 1**

**CONTENTS**

	Address No.
● Instruction for use of parts catalogue.....	B 2
I. How to order parts .....	B 2
II. How to read this parts catalogue.....	B 2
III. How to use the flat rate time (F.R.T.).....	B 6
● Model photograph.....	B 8
● Part No. index .....	B 10
● Block index-Engine group .....	C 1
● Block index-Frame group .....	E 1





### 3. Abbreviations

The following abbreviations are used in this parts catalogue.

ASSY. .... Assembly	KPH ..... Kilometers per hour
COMP. .... Complete	MPH..... Miles per hour
R. .... Right	L (100L) ..... Link (100Links)
L. .... Left	A.C. .... Alternating current
STD. .... Standard	D.C. .... Direct current
MM ..... Millimeter	IN..... Inlet
G..... Gram	EX. .... Exhaust
T (22T)..... Tooth (22Teeth)	FR. .... Front
A..... Ampere	RR. .... Rear
V..... Volt	HEX. .... Hexagonal
W ..... Watt	A.M. .... Attaching mark
	T.M. .... Transcript mark

### 4. Dimensions

All dimensions are given in millimeters (mm) except in the case of steel balls, tires and tire tubes.

Parts	Example	Interpretation
Bolt (Screw)	6 x 12	6mm diameter, 12mm length
Pin	8 x 14	8mm diameter, 14mm length
O-Ring	9.5 x 1.6	9.5mm diameter, 1.6mm thickness
Oil seal	14 x 24 x 5	14mm inside diameter, 24mm outside diameter, 5mm thickness
Tube	5 x 130	5mm inside diameter, 130mm length

### 5. Supersedece of parts

Part numbers given under the part name in the "Description" column indicate that the part number has been superseded by that part number. HONDA may make such supersedece without notice.

### 6. Assemblies

Sections framed with broken lines in the exploded view drawings are available as complete assemblies. (Their individual parts can also be obtained.)

### 7. Required quantity

The number given in the "Reqd. No." column indicates the quantity of parts used in the section described in that block.

Parts with quantities in ( ) represent optional parts.

"N" means order as needed.

### 8. Part modifications and applicable serial numbers

In cases where a part has been modified, the serial number of the first vehicle (or frame, engine, carburetor) bearing the modification is listed in the "Serial No." column.

### 9. Models, area codes and applicable serial numbers

Models, area codes and applicable serial Nos. given in this parts catalogue can be identified as follows.

Parts with area codes are exclusive for models destined for countries designated.

If no area codes are listed, parts are for common use.

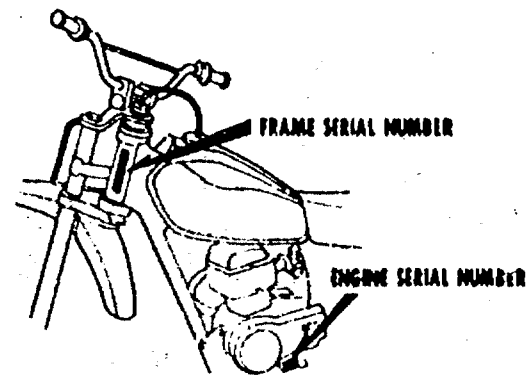
# B 4

Model	Area code	Type	Applicable engine serial No.	Applicable frame serial No.	Applicable carburetor identification No.
XR60z	CM	Canada	HE01E-5008322~5027049	HE01-5008322~5026984	PC 10B <u>A</u>
XR80a	CM	Canada	HE01E-5108646~5123193	HE01-5108675~5123319	PC 10C <u>A</u>
XR80b	CM	Canada	HE01E-5208843~5218501	HE010* BK208843~BK218418	PC 10C <u>A</u>
XR80c	CM	Canada	HE01E-5303520~5317830	HE010* CK303520~CK317828	PC 10C <u>A</u>
XR80d	CM	Canada	HE01E-5400001~	HE010* DK400001~	PC 10C <u>A</u> ~

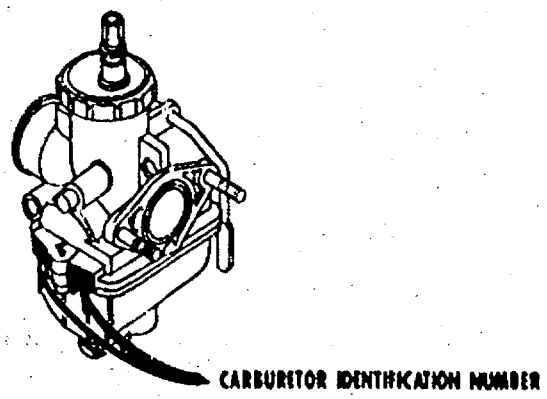
\* Of carburetor identification numbers, only the portions underlined in the example below are used for registration.

PC 10C A KC 7

## 10. Location of stamped serial number



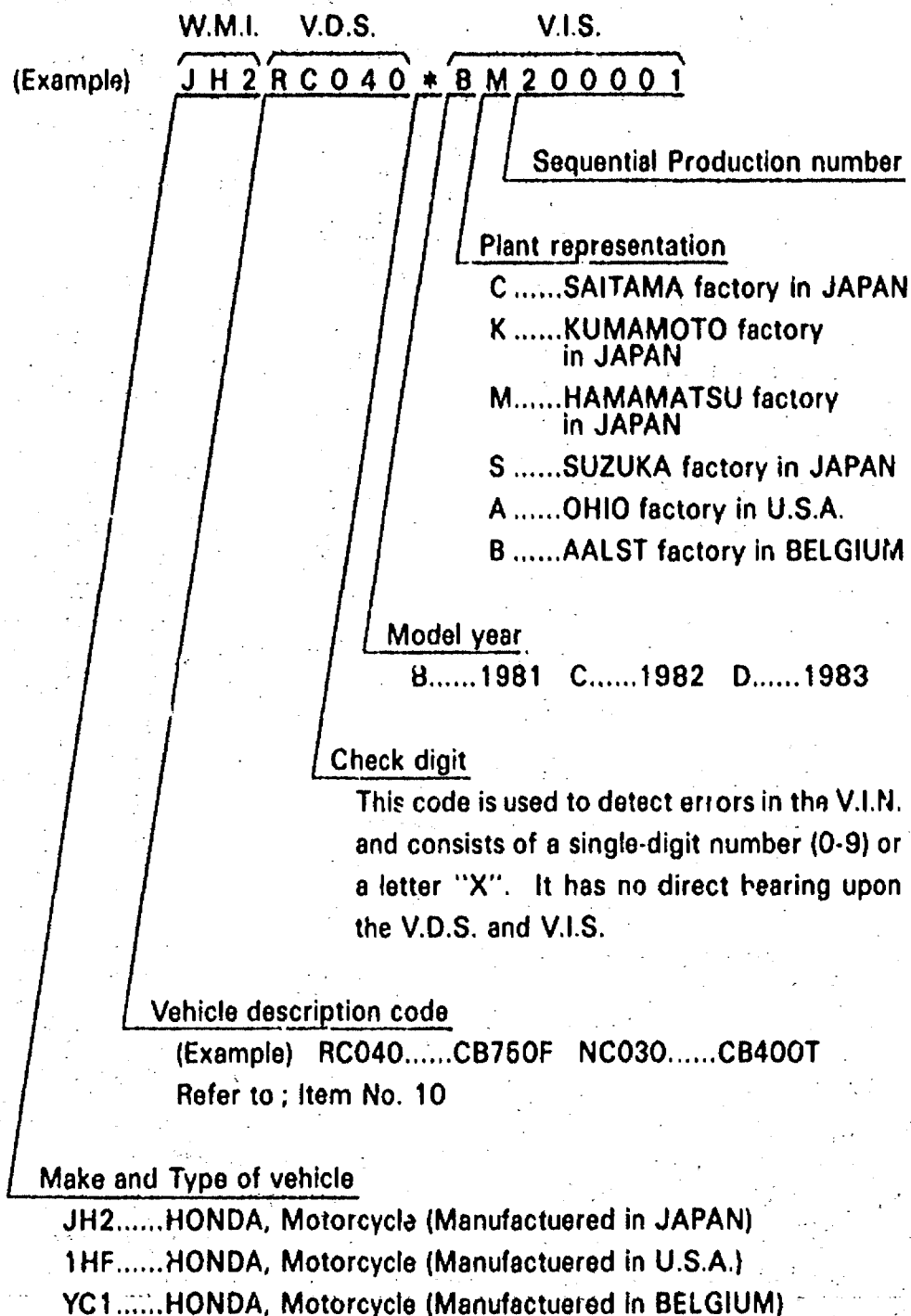
B176-0A



B149-0B



### 11. Construction of vehicle identification number (V.I.N.)



W.M.I. ....World manufacturer Identifier  
V.D.S .....Vehicle descriptor section  
V.I.S. ....Vehicle indicator section

Any change or modification of parts is directly related to the V.D.S. and V.I.S. A V.I.S. number will appear in the "Serial No." column of the Parts Catalog if a part is changed or modified.



### III. How to use the flat rate time (F.R.T.)

This F.R.T. (Flat Rate Time) is used to determine the standard labor time allowed for replacement of parts covered by the warranty during the period the warranty is in effect. The F.R.T. for those parts which are not listed herein should be determined from the operation closely related to the replacement of that part.

#### 1. The F.R.T. is based on the following servicing conditions.

- A liberal allowance is added to the net servicing time.
- Standard times specified are based on the condition that the necessary servicing tools listed in the service manual (motorcycle) which describes the HONDA service policy are available close at hand and the work performed by a mechanic with normal skill.
- Time required for inspection and operational test following the servicing is included in the F.R.T.

#### 2. Method of computing

The job times are listed in tenth of an hour to simplify computation.

- (Example) 0.3 = 18 minutes  
5.6 = 5 hours and 36 minutes

CONVERSION CHART			
Hours	Minutes	Hours	Minutes
0.1	6	0.6	36
0.2	12	0.7	42
0.3	18	0.8	48
0.4	24	0.9	54
0.5	30	1.0	60

#### 3. Computing the F.R.T.

When several jobs are performed at the same time, make the calculation in the following manner.

##### a. Jobs of non duplicated nature

The F.R.T. for the job is obtained by totalling the F.R.T. for each part replaced.

(Example) Replacement of cylinder and clutch spring.

Service Item	F.R.T.
Cylinder	*2.2
Clutch spring	0.6

The F.R.T. for the job is:  $2.2 + 0.6 = 2.8$

##### b. Jobs of duplicated nature

Take the F.R.T. for the last part to be replaced.

(Example) Replacement of piston and cylinder head gasket.

Service Item	F.R.T.
Cylinder head gasket	*2.0
Piston	*2.3

The F.R.T. for the job is: 2.3

##### c. Jobs of partially related nature

Total up the F.R.T. for all of the parts replaced and then subtract the F.R.T. for the duplicated operation.

(Example) Replacement of gearshift drum and crankshaft assembly.

Service Item	F.R.T.
Gearshift drum	*3.3
Crankshaft	*3.4
Crankcase disassembly	*3.0

The F.R.T. for the job is:  $(3.3 + 3.4) - 3.0 = 3.7$

Crankcase disassembly is the duplicated operations.

- The F.R.T. shown with (\*) includes engine removal and installation.



#### 4. Operations other than replacing parts.

##### a. Removal and installation

No.	Service Item	F.R.T.
1	Engine	1.5
2	Cylinder head	*2.0
3	Carburetor	0.3

##### b. Adjustment, measurement and cleaning

###### Engine

No.	Service Item	F.R.T.
1	Point-adjustment (including ignition timing adjustment)	0.3
2	Ignition timing-adjustment	0.2
3	Spark plug-adjustment and cleaning	0.1
4	Tappet adjustment	0.3
5	Carburetor idle-adjustment	0.1
6	Engine oil-inspection (excluding oil change)	0.1
7	Clutch-adjustment	0.1
8	Cleaner element-cleaning	0.2
9	Compression-pressure measurement	0.1
10	Carburetor-float level measurement	0.4
11	Oil filter screen cleaning	0.5
12	Throttle operation-adjustment	0.1

###### Frame

No.	Service Item	F.R.T.
1	Front brake-adjustment	0.1
2	Rear brake-adjustment	0.1
3	Brake-operation test	0.1
4	Drive chain (includes tension adjustment however, does not include sprocket)	0.1


##### c. Overhaul

No.	Service Item	F.R.T.
1	Carburetor	0.6


● This parts catalogue is compiled as of July 20, 1982.

July 20, 1978  
HONDA MOTOR CO., LTD.


B 8



XR80z




XR80A




XR80B




B 9



XR80c



XR80d



Part No. Address No.  
 N° de pièce N° de Adresse  
 Teile-Nr. Adresse-Nr.  
 No. de pieza No. de direccion

06000

06110-152-030  
06111-149-000

11000

11100-176-000  
11100-176-010  
11100-176-680  
11191-149-000

11200-176-000  
11200-176-010  
11200-176-680  
11333-KA9-680  
11330-149-000  
11330-436-000  
11341-149-000  
11341-149-020  
11341-176-680  
11393-149-000

11394-149-000

11911-176-000ZA  
11911-195-670

12000

12021-115-300  
12021-149-300  
12023-116-300  
12100-176-000  
12100-176-680  
12191-149-000

12200-152-010  
12200-152-020  
12200-176-680  
12209-107-760

12210-149-010  
12210-149-020  
12251-152-010  
12251-152-020  
12251-152-030

12301-KA9-680  
12301-149-000  
12301-149-010  
12391-149-003

13000

13000-176-000

13000-176-010  
13000-176-020  
13011-176-005  
13021-176-005  
13031-176-005  
13041-176-005  
13051-176-005  
13101-176-000  
13102-176-000  
13103-176-000  
13104-176-000  
13105-176-000  
13111-087-000  
13115-001-000

D11  
D12

13201-176-000  
13311-176-300  
13312-176-000  
13321-176-300  
13321-176-310  
13381-176-300

C14

C14

C14

C14

D12

C14

C14

C8

C8

C8

C13

C13

C13

C8

D12

C13

D12

H12

H12

14751-149-000  
14761-115-010  
14771-107-020  
14775-107-000  
14781-107-003  
14781-107-020

C2

C2

C2

C2

C2

D11

C2

C2

C2

C2

C5

D11

C2

C2

C2

C2

C2

C2

D11

16010-156-700  
16011-147-004  
16012-176-004

C16

C16 16013-107-810  
C16 16014-116-700  
C16 16015-153-004  
C16 16016-143-620  
C16 16022-153-004  
C16 16100-176-014  
C16 16100-176-671  
C16 16118-086-004  
C16 16165-153-004  
C16 16168-355-700  
C16 16173-001-004  
C16 16199-402-004  
C16 16229-153-000  
C16

D1

D1

D1

D1

D1

D1

C5

D1

C6

C6

C5

C5

C5

C6

C6

C6

C6

C6

C6

C6

C5

C5

C5

C5

C5

C5

C5

C5

C5

C5

C5

C12

C12

C12

C12

C12

D12

C12

C12

C12

C12

C12

C14

D1

D1

C8

17540-176-670ZA  
17540-176-770ZA  
17611-176-000

D9

D9

D9

D9 17613-176-000  
D9  
D9 17620-176-771  
D9  
D9 17620-428-000  
D9 17631-329-000  
D9 17632-176-770  
D9  
D9 17681-153-000  
D9 17681-195-670  
G2  
D9  
C2 17910-153-000  
D11 17910-176-670  
F12 17910-176-680  
F12  
F12 18000  
F15  
G2 18240-195-670  
F12 18240-195-671  
F12 18291-028-000  
F12  
F15  
G2 18292-415-000  
G2 18300-176-000  
F12 18300-176-670  
F12 18300-176-671  
F15 18362-720-000  
G2 18373-195-670  
G2 18374-195-670  
G2

C3

G5

G8

G5

G5

G8

G5

G5

G5

G5

G5

G5

G5

G5

G5

G5

G5

G5

G5

G5

G5

G5

G5

G5

G5

G5

H10

G5

G6

G5

G8

G5

G5

G8

G6

G8

G2

H15

H15

H15

F12

F12

F15

G2

F15

G2

G2

G2

G2

G2

F13 23802-040-000  
F15  
F15 24000  
G2  
F13 24211-149-000  
F13 24221-115-000  
F15 24231-115-000  
G3 24241-149-000  
F13 24301-149-000  
F13 24421-200-000  
F15 24430-115-010  
G3 24435-115-040  
E2 24436-149-000  
E2 24610-149-000  
E2 24610-149-010  
24641-115-010  
24651-107-000  
24652-035-000  
G11 24701-152-710  
G11 24701-153-600  
D11 24701-167-000  
G10  
G11 28000  
G11  
G10 28211-149-000  
G11 28211-436-000  
G11 28221-149-000  
F7 28223-149-000  
G11 28251-149-000  
C11 28259-149-000  
28281-149-003  
28282-149-000  
28293-333-000  
C10 28300-153-000  
C10 28300-195-670  
C10 28311-342-000  
C10  
C10 28333-124-000  
C10  
C10  
C8 30202-041-015  
C8 30205-041-005  
C8 30300-153-003  
C8 30300-176-771  
C8 30301-153-000  
E2 30301-176-771  
E2 30700-152-153

G11

G11

D11

G10

G11

G11

G10

G11

G11

G11

F7

G11

C11

28281-149-003

28282-149-000

28293-333-000

C10

C10

C10

C10

C10

C10

C8

C8

C8

C8

E2

E2

31000

C10

C10

D3

D3

D3

D3

D3

D3

D3

D3

D3

D4

D4

D4

D4

D4

D4

D4

D4

D4

D4

D4 35000  
35130-176-750  
35130-176-770  
35300-153-305  
35750-01-020  
35752-028-300  
35753-115-000  
40000  
40510-116-671B  
40514-333-000  
40530-153-000  
40530-153-003  
40531-150-005  
40531-153-003  
41000  
D7  
D7 41201-153-000  
D7 41241-051-000  
D7 41241-459-670  
D7 41245-051-000  
C14  
D7 42000  
D7  
G13 42301-041-030  
G13 42301-195-730  
G16 42304-051-000  
G13 42311-166-000  
G16 42313-149-000  
G13 42601-153-600ZA  
42620-051-000  
42701-116-671  
42711-116-672  
C13 42711-169-005  
C13 42712-116-672  
H12 42712-169-005  
H12 42713-116-671  
H12 42713-116-671  
H12  
H12 43000  
43100-153-600ZA  
43100-153-601ZA  
C13 43120-365-671  
C13  
C13 43120-365-672  
43141-GC5-000  
43141-400-000  
H12 43141-400-010  
E2 43145-GC5-000  
E2 43145-149-000  
H12 43151-110-000  
43410-GC5-000  
43410-149-000  
G6 43410-195-670  
H10 43431-152-000  
43431-195-670  
43434-286-000  
43451-152-000

D6

D6

D6

D6

D6

D6

D6

D6

D6

D6

D7

D7

D7

D7

D7

D7

D7

D7

D7

D7

D7

D7

D7

D7

D7

D7

D7

D7

D7

D7

D7

D7

D7

D7

D7

D7

D7

D7

D7

D7

D7



Part No. Address No.  
 N° de pièce N° de Adresse  
 Teile-Nr. Adresse-Nr.  
 No. de pieza No. de direccion

43451-195-670 G16  
 43459-434-000 G16

44000

44301-GE2-000 F5  
 44301-107-000 F3  
 44311-229-000 F3  
 44601-153-600ZA F3  
 44602-437-000ZA F5  
 44610-437-000 F5  
 44620-400-000 F3

44701-152-711 F3  
 44701-169-003 F3  
 44701-176-681 F3  
 44711-116-671 F3  
 44711-169-005 F3

51000

44712-116-671 F3  
 44713-116-671 F3  
 44835-365-670 F1

45000

45010-167-010 F1  
 45100-153-600ZA F1  
 45131-400-000 F1  
 45131-400-010 F1  
 45134-250-000 F1

45145-GC3-000 F1  
 45145-400-000 F1  
 45410-KA8-710 F1  
 45410-195-670 F1  
 45410-400-000 F1  
 45436-GC3-000 F2  
 45436-001-000 F2  
 45450-152-670 E2  
 45450-176-680 E2  
 45450-195-670 E2  
 45454-360-010 E2  
 45466-329-000 E8  
 45468-KA8-710 E8  
 45469-KA9-680 E15  
 45469-364-670 E15

46000

46500-152-000 G16  
 46500-153-000 G13  
 46514-052-000 G16  
 46514-107-010 G13

50000  
 50100-176-000ZA H12  
 50100-176-670ZA H12  
 50100-176-680ZA H12  
 50100-176-770ZA H12  
 50301-041-000 E6  
 50318-041-600 E8  
 50324-300-000 E10  
 50351-149-000ZB H10  
 50351-149-000ZE H12  
 50356-149-000 H13  
 50350-153-000 G13  
 50351-195-670 G16  
 50603-033-000 G13

50610-153-000ZA G13  
 50610-195-670ZA G16  
 50616-152-000 G13  
 50617-283-000 G16  
 50642-152-000 G16  
 50644-283-000 G14

50610-153-000ZA G13  
 50610-195-670ZA G16  
 50616-152-000 G13  
 50617-283-000 G16  
 50642-152-000 G16  
 50644-283-000 G14

51400-153-003ZB E13  
 51400-153-013ZB E13  
 51400-195-731 E13  
 51401-153-003 E13  
 51401-195-731 E13  
 51410-153-003 E13  
 51410-195-731 E13  
 51412-KA8-711 E15  
 51420-153-003ZB E13  
 51421-KA8-711 E15  
 51425-118-013 E13  
 51425-118-023 E13  
 51425-149-841 E13  
 51437-383-721 E15  
 51470-KA8-711 E15  
 51490-149-840 E15  
 51500-153-003ZB E13  
 51500-153-013ZB E13  
 51500-195-731 E15  
 51520-153-003ZB E14  
 51521-KA8-711 E15

52000

52000-153-000ZA H3  
 52000-195-670ZB H6  
 52000-195-670ZB H6  
 52000-195-670ZD H6  
 52143-153-000 H3  
 52156-074-000 H3  
 52156-176-000 H3  
 52156-176-670ZA H6  
 52156-176-670ZB H6  
 52181-001-300 H3

52400-153-003 H6  
 52400-153-013 H9  
 52401-153-003 H9  
 52403-153-003 H9  
 52410-153-003 H9

52410-153-013 H9  
 52422-455-000 H9  
 52482-153-003 F9  
 52485-118-000 H9  
 52488-001-000 H9  
 52489-153-003 H9  
 52517-153-003 H9

53000  
 53100-153-600 E6  
 53100-176-680 E8  
 53135-028-000 E8  
 53141-153-000 E2  
 53141-446-000 E2  
 53143-355-000 E2  
 53144-355-000 E3  
 53165-430-000 E3  
 53166-430-000 E3  
 53167-KA2-000 E3  
 53168-KA2-000 E3  
 53169-KA2-000 E3  
 53171-312-003 E3  
 53171-357-000 E3  
 53172-310-010 E3  
 53172-357-000 E3  
 53174-116-670 E3  
 53175-149-000 E3  
 53176-430-000 E4  
 53176-430-010 E4  
 53177-430-000 E4  
 53178-149-000 E4  
 53192-268-000 E4  
 53200-KA8-710 E8  
 53200-176-000 E6  
 53211-028-000 E6  
 53212-030-000 E6  
 53214-001-010 E8  
 53215-001-000 E8  
 53215-001-000 E6  
 53220-098-670 E6  
 53231-116-670CT E8  
 53231-116-670ZB E6  
 53231-195-730 E8

61000

61100-152-670ZB E10  
 61100-195-730ZB E12  
 61102-195-730ZA E12  
 61103-357-000 H10  
 61104-357-000 H10  
 61133-KA9-680 G8  
 61133-131-000 E12  
 61138-357-000 E10

64000

64110-176-000 E10  
 64111-KA9-680 E12  
 64111-176-000 E10  
 64113-176-000 E10  
 64113-176-750ZA E10  
 64113-176-750ZB E12

64114-176-680 H9  
 64114-176-750 H9  
 64347-001-000 F9  
 66000  
 66218-634-900 H9

70000  
 70303-538-010 E6  
 77000  
 77100-176-000 E2  
 77100-176-680 E2  
 77100-176-750 E2  
 77100-176-770 E3  
 77205-176-000 E3

77000  
 77100-176-000 E2  
 77100-176-680 E2  
 77100-176-750 E2  
 77100-176-770 E3  
 77205-176-000 E3

77205-286-000 E3  
 80000  
 80101-152-770ZB E3  
 80101-152-770ZE E3  
 80102-KA9-680ZA E4  
 80102-153-000ZA E4

80000  
 80101-152-770ZB E3  
 80101-152-770ZE E3  
 80102-KA9-680ZA E4  
 80102-153-000ZA E4

83000  
 83500-176-000ZA E8  
 83510-KA8-710ZB E6  
 83510-176-000ZA E6  
 83510-176-750ZA E8  
 83551-300-000 E6

83600-176-000ZA E6  
 83610-KA8-710ZB E8  
 83610-176-000ZA E6  
 83610-176-750ZA E8

87000  
 87122-382-670 E6  
 87123-382-670 E6  
 87123-391-670 E8  
 87124-391-670 E6  
 87127-176-680 E8  
 87127-176-750 E6  
 87128-176-300 E12  
 87128-176-770 E12  
 87504-KA8-710 H10  
 87504-KA8-740 G8  
 87504-028-670 E12

61000  
 61100-152-670ZB E10  
 61100-195-730ZB E12  
 61102-195-730ZA E12  
 61103-357-000 H10  
 61104-357-000 H10  
 61133-KA9-680 G8  
 61133-131-000 E12  
 61138-357-000 E10

64000  
 64110-176-000 E10  
 64111-KA9-680 E12  
 64111-176-000 E10  
 64113-176-000 E10  
 64113-176-750ZA E10  
 64113-176-750ZB E12

87504-434-620ZB E12  
 87505-176-680 E10  
 87505-176-690 F13  
 87505-176-720  
 87505-176-730  
 87505-176-740  
 87505-176-780 H10  
 87507-382-620  
 87508-KA8-710  
 87508-KA8-740  
 87508-120-000 E10

87510-147-670ZB

87510-147-720ZA F13  
 87510-147-720ZA G3  
 87510-147-720ZB F16  
 87560-181-760ZB F13  
 87560-323-621A G3  
 87560-323-621B G3

87560-323-670A  
 87560-323-670B  
 87585-176-720 H10  
 87585-176-730 H10  
 89000

89010-153-000  
 89216-045-670 G6  
 89217-045-670 G6  
 89217-045-670 G6  
 89217-045-670 G9  
 89217-045-670 G6

90000  
 90012-333-000  
 90016-415-000  
 90017-371-000  
 90017-436-000 H15  
 90023-041-000 H15  
 90031-176-000 H15  
 90032-176-000 H15  
 90033-113-000 G9  
 90081-149-010 G6  
 90102-149-000 G7  
 90108-223-000 G7  
 90114-310-000 G9  
 90114-428-870 H3  
 90116-383-721 H6  
 90116-413-000 H10  
 90117-065-000 F14  
 90121-KA8-000 G3  
 90121-065-000 H4  
 90121-153-000 H7  
 90122-463-770 F14  
 90123-153-000 F16  
 90123-195-731 G3  
 90124-195-731 F16

90012-333-000  
 90016-415-000  
 90017-371-000  
 90017-436-000 H15  
 90023-041-000 H15  
 90031-176-000 H15  
 90032-176-000 H15  
 90033-113-000 G9  
 90081-149-010 G6  
 90102-149-000 G7  
 90108-223-000 G7  
 90114-310-000 G9  
 90114-428-870 H3  
 90116-383-721 H6  
 90116-413-000 H10  
 90117-065-000 F14  
 90121-KA8-000 G3  
 90121-065-000 H4  
 90121-153-000 H7  
 90122-463-770 F14  
 90123-153-000 F16  
 90123-195-731 G3  
 90124-195-731 F16

90127-400-000 H10  
 90133-331-770 H7  
 90136-428-870 H4

90201-836-000 H7  
 90206-001-000 H13  
 90236-300-000 G9  
 90304-GA6-003 G9  
 90304-355-000 G7  
 90305-051-000 H13  
 90305-427-170 F14  
 90306-181-761 F14

90309-375-003 F16  
 90321-315-670 G3  
 90351-268-000 F16  
 90352-122-003 F14  
 90354-115-000 F16  
 90401-149-000 G1  
 90407-259-000 H10  
 90441-028-010 H10  
 90446-357-000 H4  
 90452-115-000 H7  
 90452-701-000  
 90453-115-000  
 90461-115-000  
 90462-115-010 F14  
 90483-028-000 G1  
 90503-KA8-000 G3  
 90503-011-000 F14  
 90503-153-000 G1  
 90505-116-670 G3  
 90516-153-000 F14  
 90521-028-000 G1  
 90522-028-000 G3

90522-195-731  
 90524-030-000  
 90525-030-000 C5  
 90528-229-000 C3  
 90541-195-670 C3  
 90541-371-000 D8  
 90543-273-000 C14  
 90544-283-000 C14  
 90551-033-000 C10  
 90563-355-000 C6  
 90601-001-000 H13  
 90601-149-000 G14  
 90601-383-721 H1  
 90608-072-000 E4  
 90741-035-000 E15  
 90753-051-003 G11  
 90753-051-005 E7  
 90755-229-003 E9  
 90755-229-005 H7  
 90756-118-003 H7  
 90801-116-030 H4  
 90897-385-000 E12

90522-028-000 G3  
 90522-195-731 E10  
 90524-030-000 F8  
 90525-030-000 H11  
 90528-229-000 F2  
 90541-195-670 F3  
 90541-371-000 C3  
 90543-273-000 E14  
 90544-283-000 E16  
 90551-033-000 H9  
 90563-355-000 G7  
 90601-001-000 H11  
 90601-149-000 D4  
 90601-383-721 D8  
 90608-072-000 E16  
 90741-035-000 D5  
 90753-051-003 D1  
 90753-051-005 F10  
 90755-229-003 F3  
 90755-229-005 F3  
 90756-118-003 E14  
 90801-116-030 G8  
 90897-385-000 H11

F8  
 H4  
 H7  
 F13  
 G1  
 G4  
 C10  
 C3  
 H13  
 H7  
 E7  
 F2  
 F10  
 E7  
 E9  
 F2  
 F10  
 C13  
 E4  
 H4  
 H7  
 F5  
 E7  
 E9  
 D8  
 C14  
 C3  
 D4  
 D4  
 D8  
 D4  
 D4  
 D4  
 C10  
 C3  
 E9  
 E7  
 E7  
 G14  
 E14  
 G14  
 H1  
 E10  
 E16  
 F8  
 H11  
 F2  
 F3  
 C3  
 C3  
 E14  
 E16  
 H9  
 G7  
 H11  
 D4  
 D8  
 E16  
 D5  
 D1  
 F10  
 F10  
 F3  
 F3  
 E14  
 G8  
 H11

**B 12**

Part No. Address No.  
 N° de pièce N° de Adresse  
 Teile-Nr. Adresse-Nr.  
 No. de pieza No. de direccion

92000-06025  
 92000-06030  
 92000-10012-0G  
 92025-06025  
 92700-06032  
 92800-12000  
 92812-10000

93000

93481-06012-00

93481-06012-08

91000

91001-115-000	D5
91001-176-003	D1
91001-176-004	D1
91001-176-014	D1
91101-176-003	D2
91102-176-003	D2
91103-176-003	D2
91202-115-015	D2
91203-033-005	D5
91204-121-005	C14
91204-286-003	C8
91251-121-003	F2
91251-361-005	F2
91252-030-003	F5
91252-030-005	F5
91256-383-721	E16
91301-027-000	C8
	D12
91301-200-000	C3
91301-216-000	C6
	D11
91301-704-000	C8
	D12
91303-259-000	C6
	D11
91304-107-000	C12
	D12
91306-035-000	C3
	D11
91307-035-000	C9
	D12
91309-302-000	D2
	D12
91312-107-000	C13
91356-GE2-003	E16

92000

92000-05018-0H	C12
92000-06006	H4
	H7
92000-06008	D5
	E14
92000-06010	C6
92000-06016	C3
	C7
	C14
	D8
92000-06020	G14
	H1
92000-06022	C3
	C12
92000-06025	F2
	G7
	G9

93891-05016-10

93892-04012-08	C12
	H4
	H7
94000	
94001-06000	E14
	C6
	C3
	C7
	C14
	D8
	G14
	H1
	C3
	C12
94001-06080	F2
94001-08000-05	G7

H1 94001-08000-05  
 G14 94001-08020-05  
 G11 94001-10000-05  
 C10 94002-05000-05  
 C3  
 C14 94002-08000-05  
 H7 94002-08200-05  
 94002-10000-05

94021-10000-05

H4 94030-08000

H8 94050-06000

E10

E14 94050-06080

E16 94101-05000

H11

H11

G11 94101-06000

H13

H13

F14

G1

G4

H4

G14

H1

E4

G7 94101-08000

G9

G11

E4

E4

G11

H13

E4 94101-10000

E4 94101-10700

E5 94101-12000

E5

C13 94111-04000

C9 94111-05000

C14

C14 94111-06000

C9

C9 94111-06800

C12 94111-08000

C13

F2 94111-10000

C9

E10 94201-16150

E12

E10 94201-20150

E12

D9

94201-30250

C3

C9

E5 94301-08140

F8 94301-10160

F10

G7 94301-12200

G9 94310-17000

G10 94310-18120

G11 94311-50000

H11 94321-40000

H13 94370-27000

F8 94380-27000

H4 94602-27101

H8 94603-27002  
 F10 94608-10000  
 H9 94609-30000  
 E10  
 E12 95000

C3 95001-35150-40

G14 95001-35300-40

H1 95002-02070

H9 95002-02080

H13

E12

H1 95002-02650

F7 95002-50000

E10

E12

G11

C9 95005-50180-30

C10 95011-40000

E7

E9 95014-10010

F8

F10 95014-21201

G7

G9 95014-32200

H4

H8 95014-61300

E7 95014-72102

G12

G14 95014-73100

H1

H4 95015-32001

H8

H13 95015-42000

H4

G12 95015-52000

F2

F10 95300-08035-00

E5 95300-08060-00

E11 95300-08100-00

E12 95700-06012-00

F8

F10

H13

F10 95700-06028-00

H13 95700-06032-00

H4

H8 95700-06032-08

G14

H1 95700-06110-08

C9 95700-08035-00

F8

H5 96000

H8

F2 96100-60010-00

F10 96100-60050-00

G14 96100-62030-00

H1 96140-62010-00

C9 96140-63010-10

C3

C14

C15 96211-06000

C11

D8 96211-08000

F10 96220-20118

E14

E14 97000

E14 97114-31160-F0

E14 97216-31159-F0  
 E14 97228-31132-F0  
 E14 97228-31133-F0  
 97228-31134-10  
 97285-42088-F0  
 97285-42088-K0

D9 97285-42089-10

D9 97516-31132-F0

D9 97604-31131-F0

F14 97604-31133-10

G1 97824-42087-F0

G4 97824-42087-K0

D10 97824-42088-10

C15

F14 98000

G1

G4 98056-57716

C15 98056-57720

G14

H1 99000

F8

F10 99008-01600

E7

E9

E7 99101-116-0800

E9 99101-116-0820

H13 99101-116-0850

G14 99101-116-0880

H1 99101-116-0900

G14 99101-116-0920

H1 99101-116-0950

G15 99101-116-0980

H2 99101-116-1000

G15 99103-116-0350

H2

G15

H2

E7

H14

H14

E12

F14

G1

G4

H2

F2

F8

F2

F8

C3

E9

C11

D5

D5

D5

F4

F6

F11

E7

E9

G15

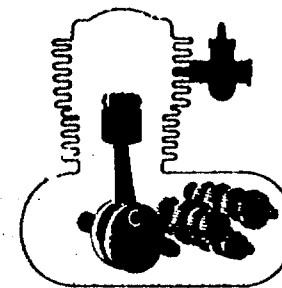
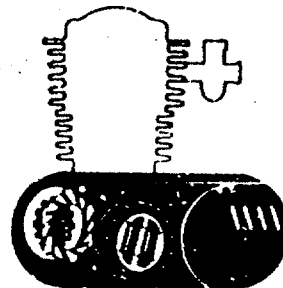

D2

F6

**C 1**

# BLOCK INDEX - ENGINE GROUP

1



- E- 1 Cylinder head - Cylinder ..... C 2
- E- 2 Camshaft - Valve ..... C 5
- E- 3 Cam chain - Tensioner ..... C 6

- E- 4 Right crankcase cover ..... C 8
- E- 5 Clutch ..... C10
- E- 6 Oil pump ..... C12
- E- 7 Left crankcase cover - Generator ..... C13
- E- 8 Crankcase ..... C14

- E- 9 Crankshaft - Piston ..... C16
- E-10 Transmission ..... D 3
- E-11 Shift fork - Shift drum - Kick starter spindle ..... D 6
- E-12 Carburetor ..... D 9
- EOP-1 Gasket kit A ..... D11
- EOP-2 Gasket kit B ..... D12

2

3

**C 2**

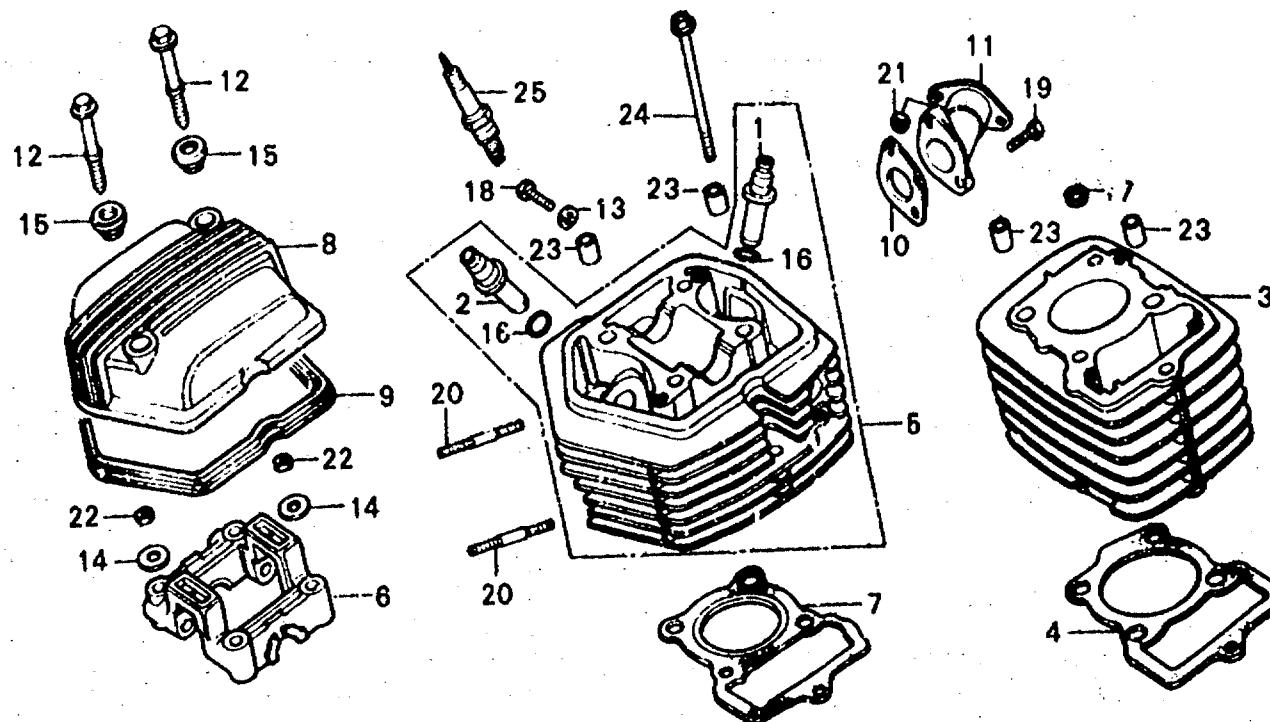
**E-1**

Cylinder head • Cylinder

Culasse • Cylindre

Zylinderkopf • Zylinder

Culata • Cilindro



8176-1

Service item	F.R.T.	Ref. No.	Part No.	Description	Reqd. No.					Serial No.	Area code
					Z	A	B	C	D		
GUIDE, VALVE (INC. REAMING) (ADD 0.2 FOR EACH.) (EXC. VALVE REFACING)	*2.3	1	12021-115-300	GUIDE, IN. VALVE	1						
			12021-149-300	GUIDE, IN. VALVE		1	1	1	1		
		2	12023-116-300	GUIDE, EX. VALVE	1	1	1	1	1		
CYLINDER COMP. (ADD MORE 0.2 IF PERFORMED)	*2.2	3	12100-176-000	CYLINDER COMP.	1	1	1	1			
		4	12100-176-680	CYLINDER COMP.						1	
GASKET, CYLINDER	*2.2	4	12191-149-000	GASKET, CYLINDER	1	1	1	1	1		
HEAD COMP., CYLINDER	*3.1	5	12200-152-010	HEAD COMP., CYLINDER	1						
GASKET, CYLINDER HEAD	*2.0		12200-152-620	HEAD COMP., CYLINDER		1	1	1			
COVER, CYLINDER HEAD	0.2		12200-176-680	HEAD COMP., CYLINDER						1	
GASKET, HEAD COVER		6	12210-149-010	HOLDER, CAMSHAFT	1	1	1				
BOLT, STUD, 6X32 (ADD 0.1 FOR EACH.)			12210-149-020	HOLDER, CAMSHAFT					1	1	
PIPE COMP., IN. HOLDER, CAMSHAFT	0.3 0.7	7	12251-152-010	GASKET, CYLINDER HEAD	1						
			12251-152-020	GASKET, CYLINDER HEAD		1	1				
			12251-152-030	GASKET, CYLINDER HEAD				1	1		
COVER, CYLINDER HEAD		8	12301-149-000	COVER, CYLINDER HEAD	1						
			12301-149-010	COVER, CYLINDER HEAD		1	1	1			
			12301-KA9-680	COVER, CYLINDER HEAD							1
GASKET, HEAD COVER		9	12391-149-003	GASKET, HEAD COVER	1	1	1	1	1		
GASKET, IN. PIPE		10	16229-153-000	GASKET, IN. PIPE	1	1	1	1	1		

1982.07.20

E

C2

**C 3**

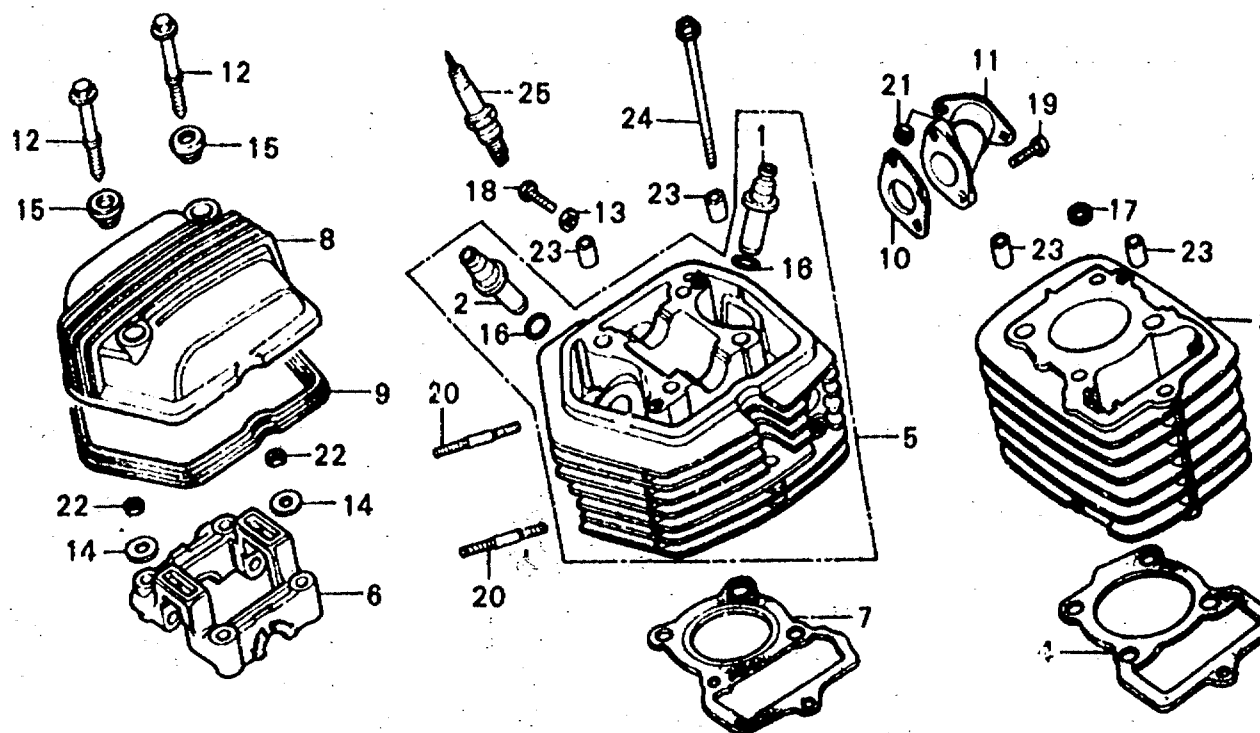
**E-1**

Cylinder head • Cylinder

Culasse • Cylindre

Zylinderkopf • Zylinder

Culata • Cilindro



B176-1

Service item	F.R.T.	Ref. No.	Part No.	Description	Reqd. No.					Serial No.	Area code
					Z	A	B	C	D		
		11	17110-176-000	PIPE COMP., IN.	1	1	1	1	1		
		12	90017-371-000	BOLT, SPECIAL, 6X45.5	2						
			90016-415-000	BOLT, SPECIAL, 6X45.5	2						
			90017-436-000	BOLT, SPECIAL, 6X45.5		2	2	2	2		
		13	90441-028-010	WASHER, SEALING, 6MM	1	1	1	1	1		
		14	90483-023-000	WASHER, 8MM	4	4	4	4	4		
		15	90541-371-000	RUBBER, MOUNTING	2						
			90541-195-670	RUBBER, MOUNTING		2	2	2	2		
		16	91301-200-000	O-RING, 10X1.6	2	2	2	2	2		
		17	91306-035-000	GASKET, RUBBER, 7.5MM	1	1	1	1	1		
		18	92000-06016	BOLT, HEX., 6X16	1	1	1	1	1		
		19	92000-06022	BOLT, HEX., 6X22	2	2	2	2	2		
		20	92700-06032	BOLT, STUD, 6X32	2	2	2	2	2		
		21	94001-06000	NUT, HEX., 6MM	2	2	2	2	2		
		22	94002-08200-0S	NUT, HEX., 8MM	4	4	4	4	4		
		23	94301-10160	PIN A, DOWEL, 10X16	4	4	4	4	4		
		24	95700-06110-08	BOLT, FLANGE, 6X110	1	1	1	1	1		
		25	98036-57716	PLUG, SPARK (CR7HS)	1	1	1	1	1		

1982.07.20

E

C3



**C 4**

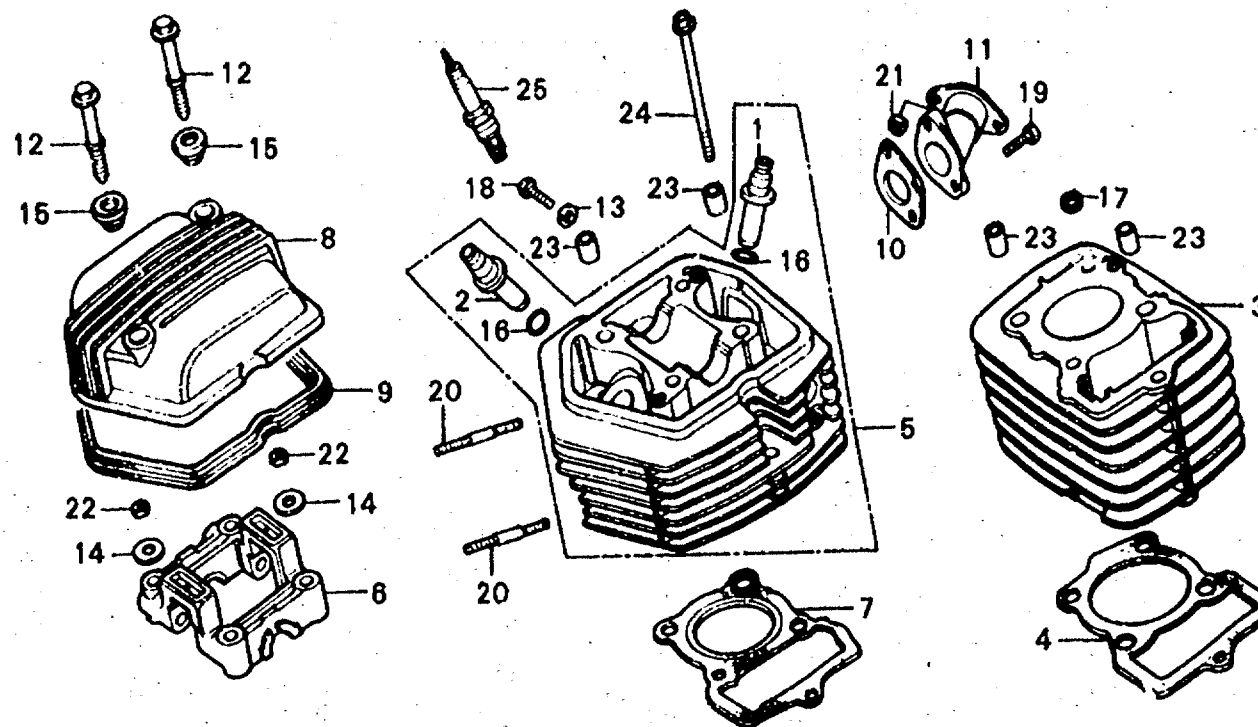
**E-1**

Cylinder head • Cylinder

Culasse • Cylindre

Zylinderkopf • Zylinder

Culata • Cilindro



B176-1

Service item	F.R.T.	Ref. No.	Part No.	Description	Reqd. No.					Serial No.	Area code
					Z	A	B	C	D		
			98056-57726	PLUG, SPARK (U22F5R-U ND)	1	1	1	1	1		

1982.07.20

E

C4



**C 5**

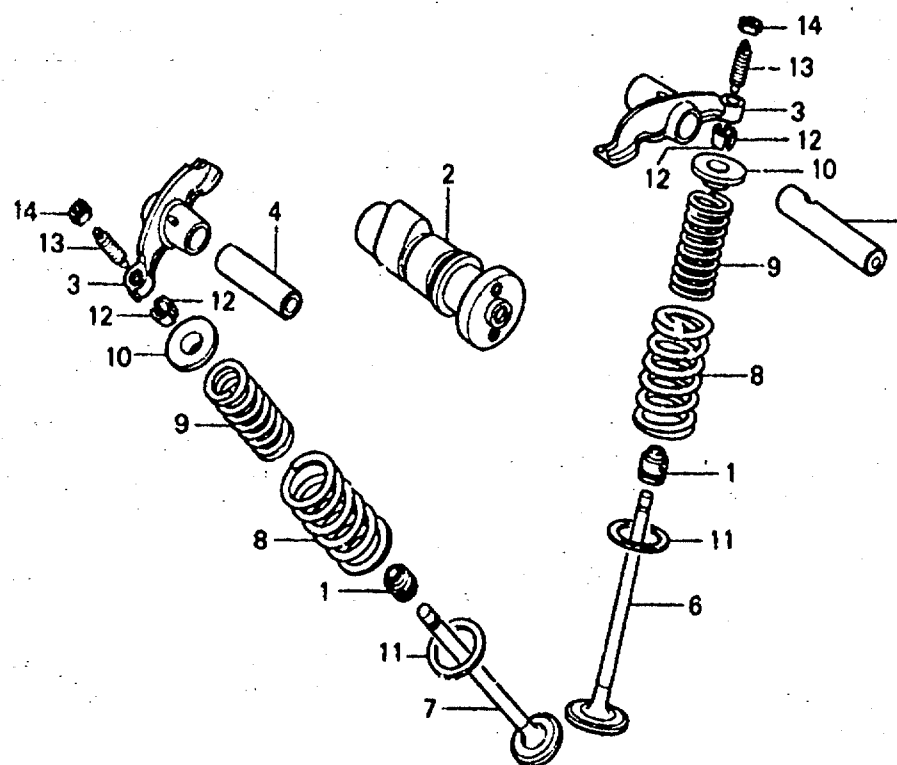
**E-2**

Camshaft • Valve

Arbre à cames • Soupape

Nockenwelle • Ventil

Arbol de levas • Válvula



8149-2

Service item	F.R.T.	Ref. No.	Part No.	Description	Recd. No. XR80				Serial No.	Area code
					z	A	b	c		
CAMSHAFT	0.7	1	12209-107-760	SEAL, VALVE STEM	1	2	2	2	2	
SHAFT, VALVE ROCKER ARM (INC. RELATIVE PART)		2	14101-153-000	CAMSHAFT	1	1	1	1	1	
VALVE	*2.3	3	14431-116-000	ARM, VALVE ROCKER	2	2	2	2	2	
(ADD 0.2 FOR EACH, INC. REFACING)		4	14451-035-000	SHAFT, VALVE ROCKER ARM	1	1	1	1	1	
(EXC. VALVE GUIDE REPLACEMENT)		5	14451-149-000	SHAFT, VALVE ROCKER ARM	1	1	1	1	1	
SPRING, VALVE OUTER	*2.1	6	14711-152-000	VALVE, IN.	1	1	1	1	1	
(INC. RELATIVE PART)		7	14721-176-000	VALVE, EX.	1	1	1	1	1	
(ADD 0.1 FOR EACH.)		8	14751-149-000	SPRING, VALVE OUTER	2	2	2	2	2	
		9	14761-115-010	SPRING, VALVE INNER	2	2	2	2	2	
		10	14771-107-020	RETAINER, VALVE SPRING	2	2	2	2	2	
		11	14775-107-000	SEAT, VALVE SPRING OUTER	2	2	2	2	2	
		12	14781-107-020	COTTER, VALVE	4	4	4			
			14781-107-003	COTTER, VALVE (SANKO)				4	4	
		13	90012-333-000	SCREW, TAPPET ADJUSTING	2	2	2	2	2	
		14	90206-001-000	NUT, TAPPET ADJUSTING	2	2	2	2	2	

C 6

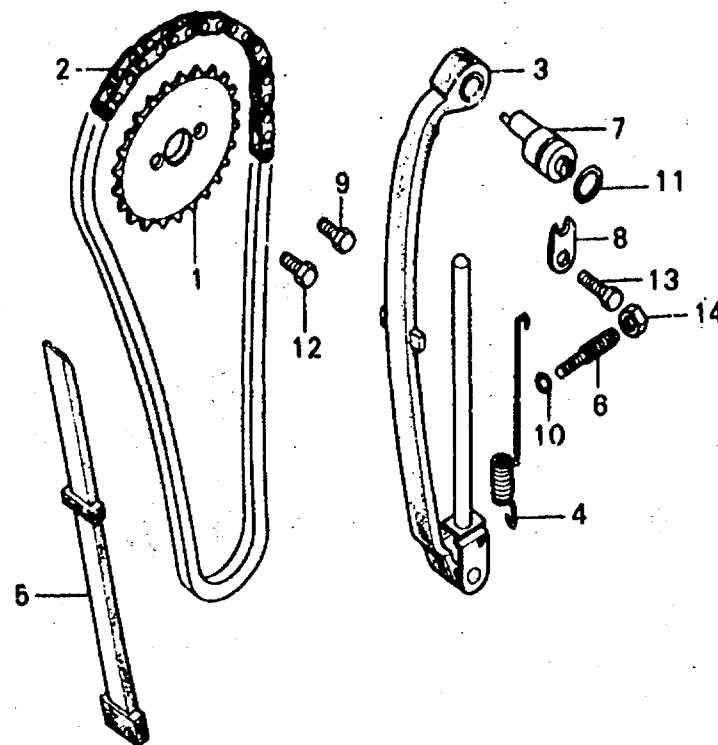
E-3

Cam chain • Tensioner

Chaîne de distribution • Tendeur

Steuerkette • Spanner

Cadena de levas • Tensionador



B149-3

Service item	F.R.T.	Ref. No.	Part No.	Description	Reqd. No.				Serial No.	Area code
					Z	A	B	C		
SPROCKET, CAM	0.7	1	14321-115-000	SPROCKET, CAM (28T)	1	1	1	1	1	
CHAIN, CAM	*3.4	2	14401-943-003	CHAIN, CAM (25H-88)	1	1	1	1	1	
TENSIONER COMP., CAM CHAIN	*2.2	3	14500-176-000	TENSIONER COMP., CAM CHAIN	1					
GUIDE, CAM CHAIN	*2.0	5	14500-176-010	TENSIONER COMP., CAM CHAIN		1	1	1	1	
		4	14515-152-000	SPRING, CAM CHAIN TENSIONER	1	1	1	1	1	
		5	14550-116-000	GUIDE, CAM CHAIN	1	1	1	1	1	
		6	14561-086-010	BOLT, CAM CHAIN TENSIONER ADJUSTING	1	1	1	1	1	
		7	14561-115-020	BOLT, CAM CHAIN TENSIONER ADJUSTING	1	1	1	1	1	
		8	14562-115-000	PLATE, CAM CHAIN TENSIONER ADJUSTING	1	1	1	1	1	
		9	90081-149-010	BOLT, KNOCK, 6X10	1	1	1	1	1	
		10	91301-216-000	O-RING, 5.5X1.5	1	1	1	1	1	
		11	91303-259-000	O-RING, 11X2.0	1	1	1	1	1	
		12	92000-06010	BOLT, HEX., 6X10	1	1	1	1	1	

**C 7**

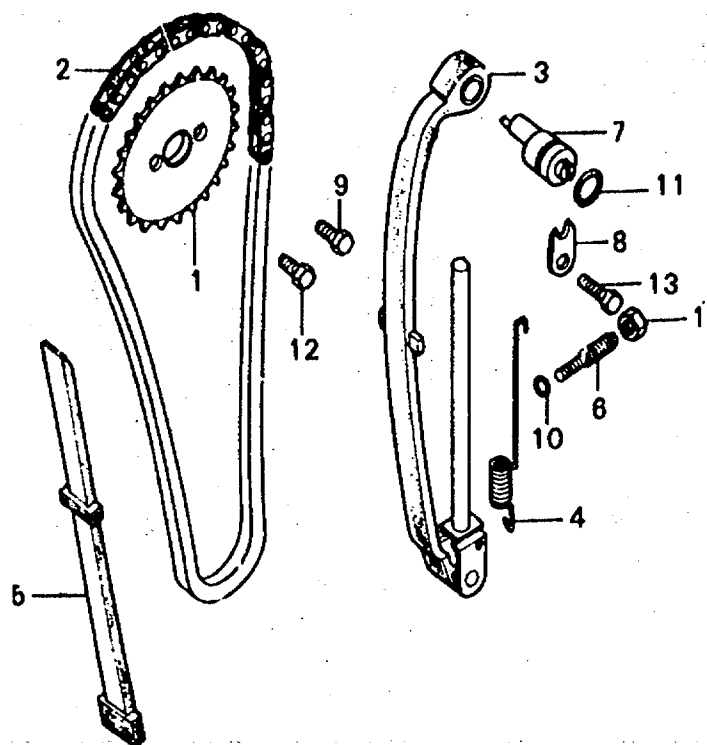
**E-3**

Cam chain • Tensioner

Chaîne de distribution • Tendeur

Steuerkette • Spanner

Cadena de levas • Tensionador



B149-3

Service item	F.R.T.	Ref. No.	Part No.	Description	Reqd. No. XR80					Serial No.	Area code
					Z	A	B	C	D		
		13	92000-06016	BOLT, HEX., 6X16	1	1	1	1	1		
		14	94002-08000-05	NUT, HEX., 8MM	1	1	1	1	1		

1982.07.20

E

C7

**C 8**

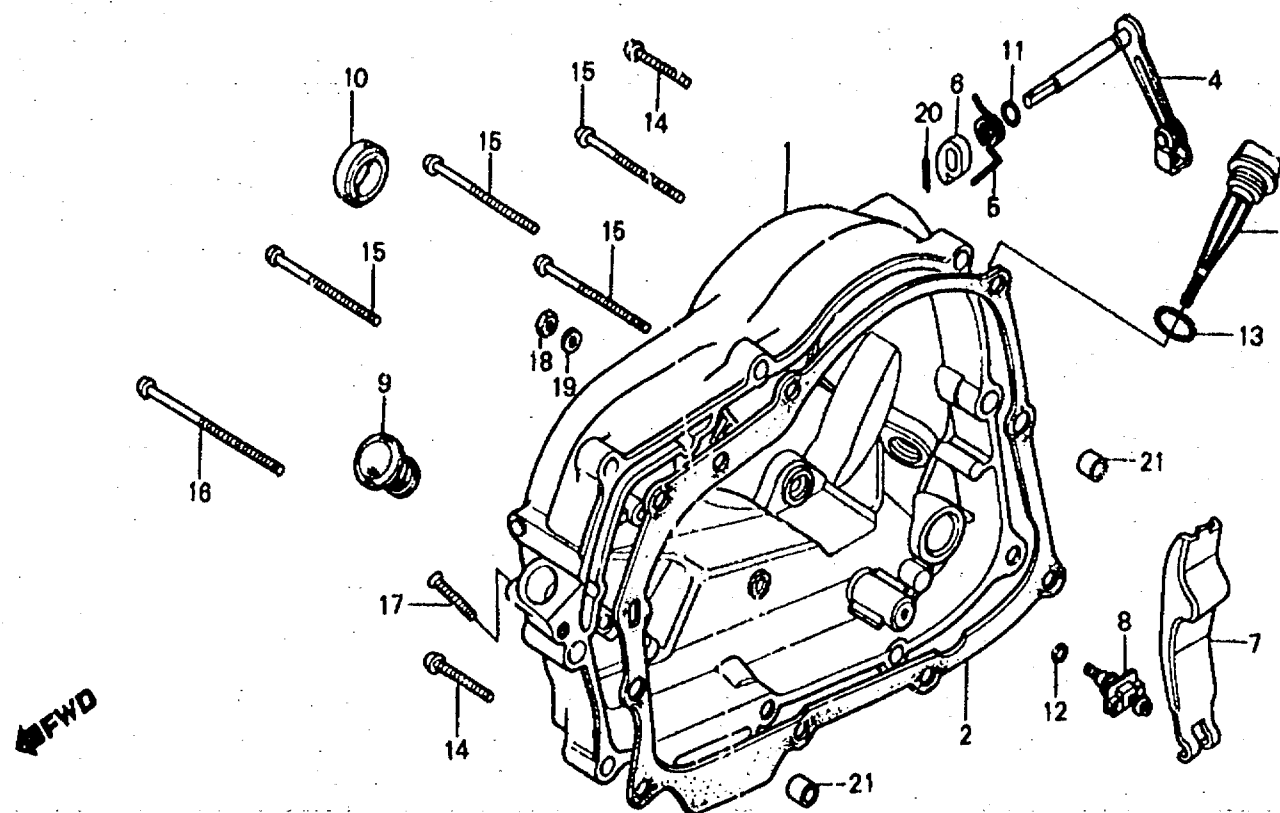
**E-4**

Right crankcase cover

Couvercle de carter droit

Rechter Kurbelgehäusedeckel

Cubierta de cárter derecha



B149-4A

Service item	F.R.T.	Ref. No.	Part No.	Description	Regd. No. XR80					Serial No.	Area code
					Z	A	B	C	D		
COVER COMP., R. CRANKCASE	C.7	1	11330-149-000	COVER COMP., R. CRANKCASE	1					5012022	
GASKET, R. CRANKCASE COVER	0.5		11330-436-000	COVER COMP., R. CRANKCASE	1					5012023	
LEVER COMP., CLUTCH (INC. RELATIVE PART)	0.6		11330-KA9-680	COVER COMP., R. CRANKCASE		1	1	1			1
LEVER, CLUTCH ADJUSTING		2	11393-149-000	GASKET, R. CRANKCASE COVER	1	1	1	1	1		
SCREW COMP., CLUTCH ADJUSTING		3	15650-086-000	GAUGE, OIL LEVEL	1	1	1	1			
OIL SEAL, 18X29X7		4	22810-149-000	LEVER COMP., CLUTCH	1	1	1	1	1		
		5	22815-149-000	SPRING, CLUTCH LEVER	1	1	1	1	1		
		6	22821-116-000	CAM, CLUTCH LIFTER	1	1	1	1	1		
		7	22830-149-000	LEVER, CLUTCH ADJUSTING	1	1	1	1	1		
		8	22831-107-000	SCREW COMP., CLUTCH ADJUSTING	1	1	1	1	1		
		9	90801-116-030	PLUG, RUBBER, 13MM	1	1	1	1	1		
		10	91204-286-003	OIL SEAL, 18X29X7	1	1	1	1	1		
		11	91301-027-000	O-RING, 6.8X1.9	1	1	1	1	1		
		12	91301-704-000	O-RING, 6MM	1	1	1	1	1		

C 9

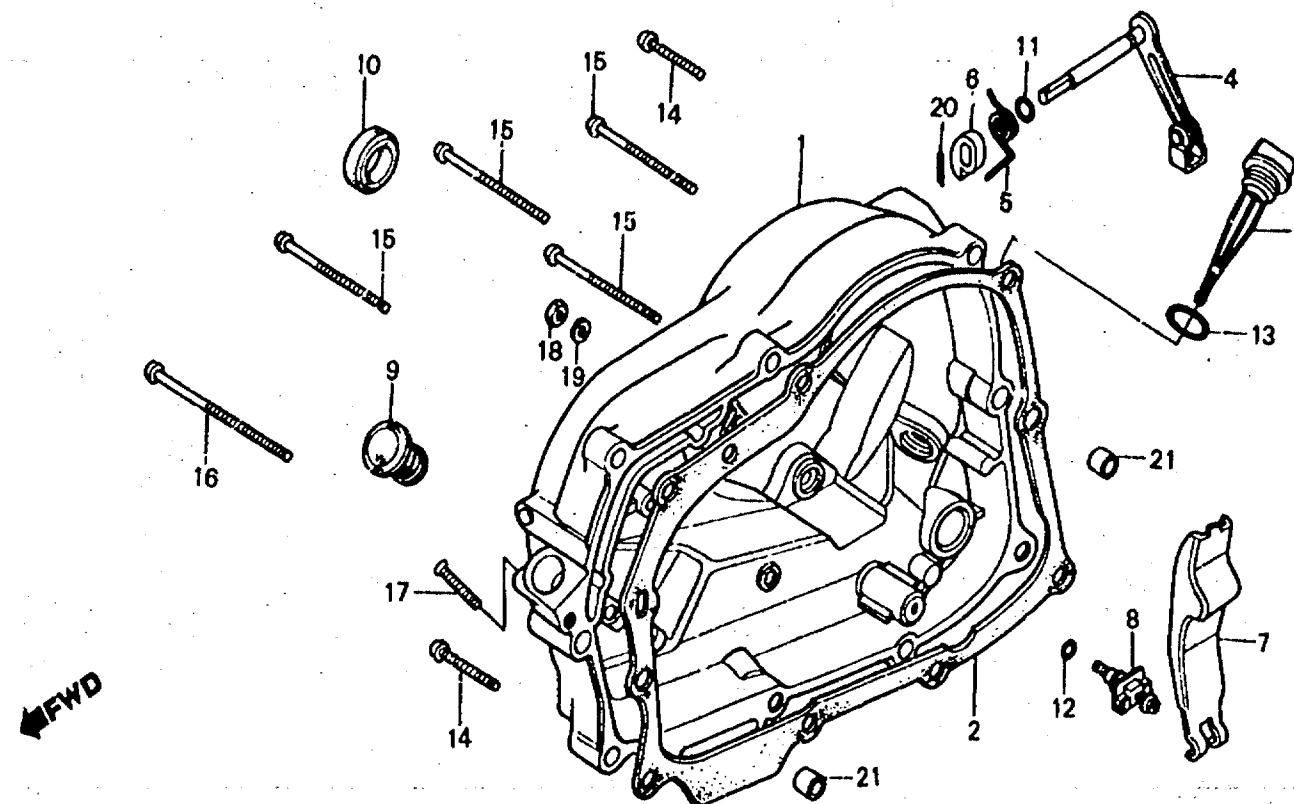
E-4

Right crankcase cover

Couvercle de carter droit

Rechter Kurbelgehäusedeckel

Cubierta de cárter derecha



B149-4A

Service item	F.R.T.	Ref. No.	Part No.	Description	Reqd. No.					Serial No.	Area code
					Z	A	B	C	D		
		13	91307-035-000	O-RING, 18X3	1	1	1	1	1		
		14	93500-C6038	SCREW, PAN, 6X38	2	2	2	2	2		
		15	93500-06080	SCREW, PAN, 6X80	6	6	6	6	6		
		16	93500-06098	SCREW, PAN, 6X98	1	1	1	1	1		
		17	93700-05025-0A	SCREW, OVAL, 5X25	1	1	1	1	1		
		18	94001-06000	NUT, HEX., 6MM	1	1	1	1	1		
		19	94101-06000	WASHER, PLAIN, 6MM	1	1	1	1	1		
		20	94201-20150	PIN, SPLIT, 2,0X15	1	1	1	1	1		
		21	94301-08140	PIN A, DOWEL, 8X14	2	2	2	2	2		

C 10

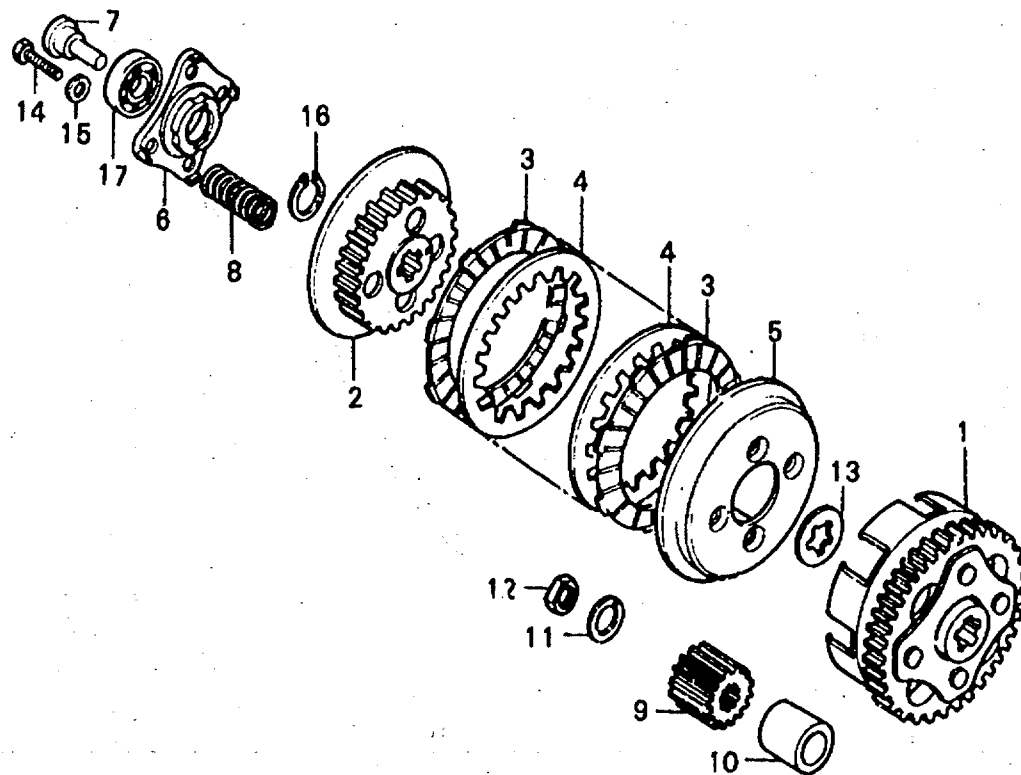
E-5

Clutch

Embrayage

Kupplung

Embrague



B149-5A

Service item	F.R.T.	Ref. No.	Part No.	Description	Reqd. No. XR80					Serial No.	Area code
					Z	A	B	C	D		
OUTER COMP., CLUTCH	0.7	1	22100-149-000	OUTER COMP., CLUTCH	1	1	1	1	1		
CENTER, CLUTCH		2	22121-115-010	CENTER, CLUTCH	1	1	1	1	1		
DISK, CLUTCH FRICTION (INC. RELATIVE PART)		3	22201-107-000	DISK, CLUTCH FRICTION	3	3	3	3	3		
(ONE OR ALL)		4	22311-107-000	PLATE, CLUTCH	2	2	2	2	2		
PLATE, CLUTCH PRESSURE		5	22350-115-020	PLATE, CLUTCH PRESSURE	1	1	1	1	1		
PLATE, CLUTCH LIFTER	0.6	6	22361-107-000	PLATE, CLUTCH LIFTER	1	1	1	1	1		
SPRING, CLUTCH		7	22366-115-000	PIN, CLUTCH LIFTER GUIDE	1	1	1	1	1		
(ONE OR ALL)		8	22401-153-000	SPRING, CLUTCH	4	4	4	4	4		
PIN, CLUTCH LIFTER GUIDE	0.5	9	23121-149-000	GEAR, PRIMARY DRIVE (16T)	1	1	1	1	1		
GEAR, PRIMARY DRIVE		10	23122-149-000	COLLAR, PRIMARY DRIVE GEAR	1	1	1	1	1		
		11	90033-115-000	WASHER, SUPER LOCK	1	1	1	1	1		
		12	90201-836-000	NUT, SPECIAL, 14MM	1	1	1	1	1		
		13	90462-115-010	WASHER B, SPLINE, 17MM	1	1	1	1	1		
		14	92025-06025	BOLT, HEX., 6X25	4	4	4	4	4		
		15	94101-06000	WASHER, PLAIN, 6MM	4	4	4	4	4		

**C 11**

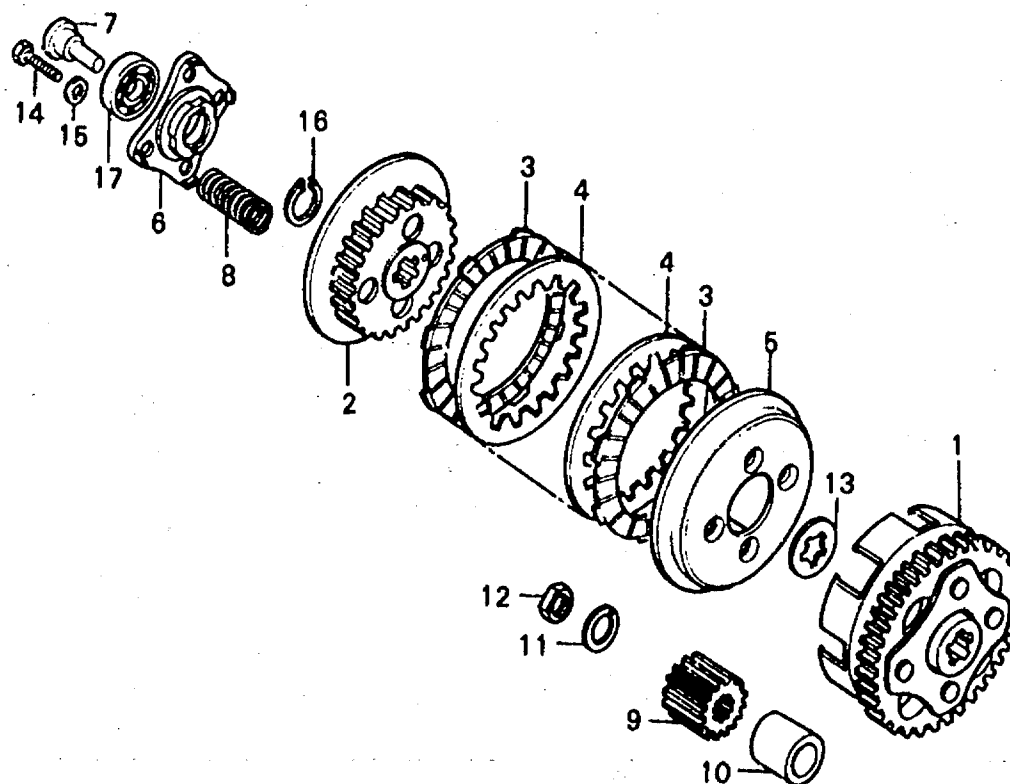
**E-5**

Clutch

Embrayage

Kupplung

Embrague



B149-5A

Service item	F.R.T.	Ref. No.	Part No.	Description	Reqd. No.					Serial No.	Area code
					X	P	20	C	D		
		16	94510-17000	CIRCLIP, EXTERNAL, 17	1	1	1	1	1		
		17	96100-60010-00	BEARING, RADIAL BALL, 6001	1	1	1	1	1		

C 12

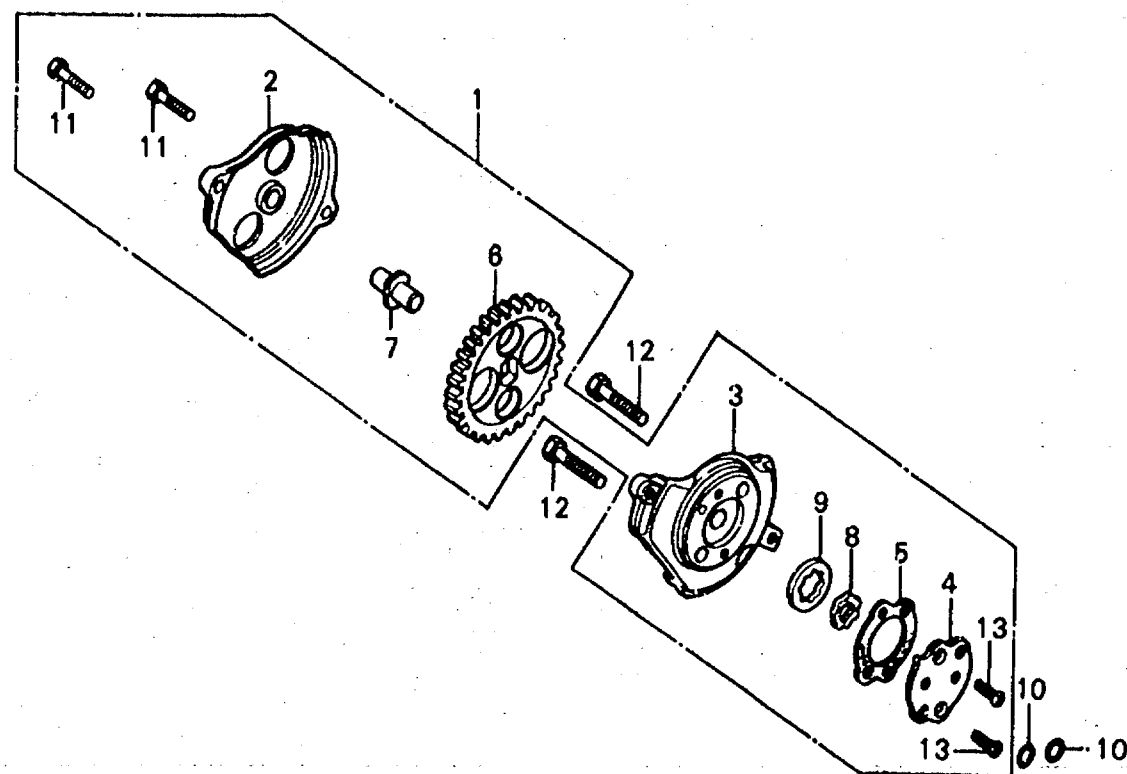
E-6

Oil pump

Pompe à huile

Ölpumpe

Bomba de aceite



8153-1

Service item	F.R.T.	Ref. No.	Part No.	Description	Regd. No. XR80					Serial No.	Area code	
					Z	A	B	C	D			
PUMP ASSY., OIL (INC. RELATIVE PART)	0.6	1	15100-153-000	PUMP ASSY., OIL	1	1	1	1	1			
		2	15106-153-000	COVER, OIL PUMP GEAR	1	1	1	1	1			
		3	15111-149-000	BODY, OIL PUMP	1	1	1	1	1			
		4	15116-107-020	PLATE, OIL PUMP	1	1	1	1	1			
		5	15126-107-020	GASKET, OIL PUMP	1	1	1	1	1			
		6	15131-149-000	GEAR, OIL PUMP DRIVE (35T)	1	1	1	1	1			
		7	15136-153-000	SHAFT, OIL PUMP	1							
			15136-436-000	SHAFT, OIL PUMP		1	1	1	1			
		8	15331-115-000	ROTOR, OIL PUMP INNER	1	1	1	1	1			
		9	15332-115-000	ROTOR, OIL PUMP OUTER	1	1	1	1	1			
		10	91304-107-000	O-RING, 9.4X2.4	2	2	2	2	2			
			11	92000-05018-0H	BDLT, HEX., 5X18	2	2	2	2	2		
			12	92000-06022	BDLT, HEX., 6X22	2	2	2	2	2		
	13	93600-04012-0A	SCREW, FLAT, 4X12	2	2	2	2	2				



**C 13**

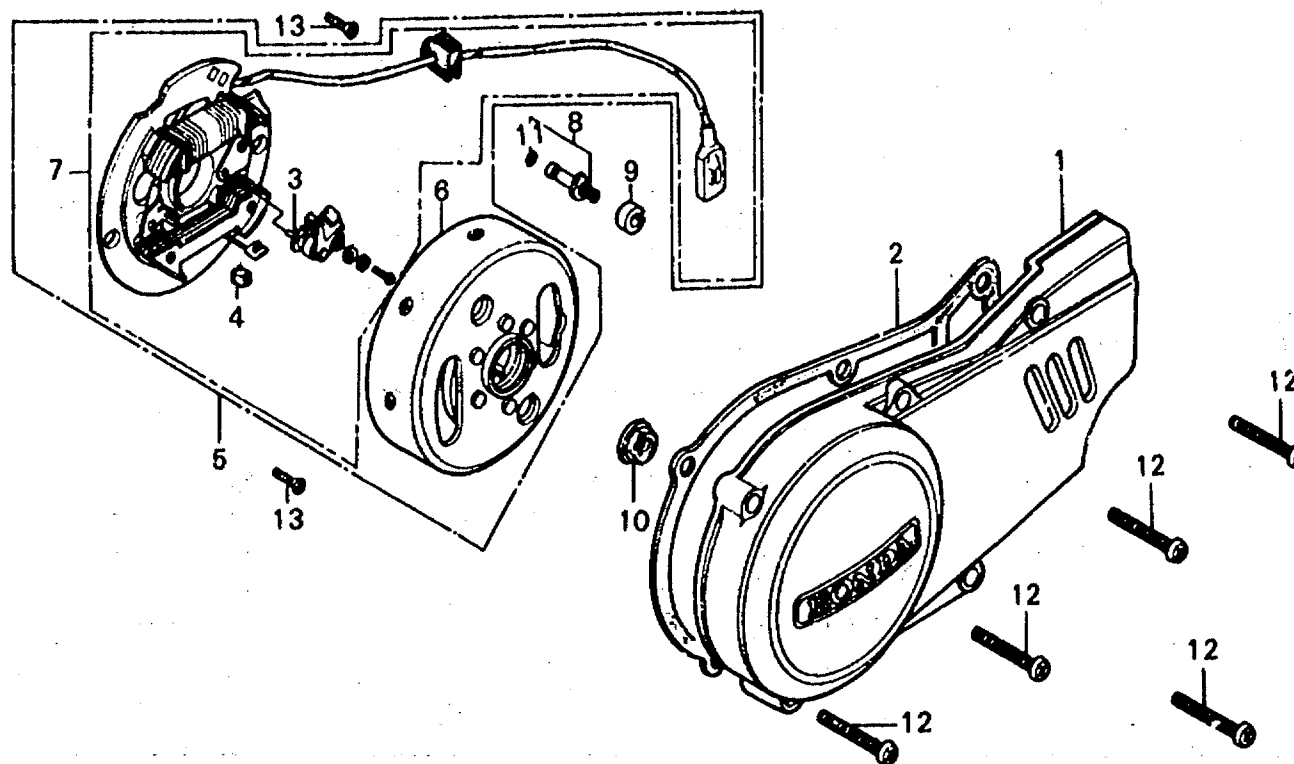
**E-7**

Left crankcase cover • Generator

Couvercle de carter moteur gauche •  
Générateur

Linker Kurbelgehäusedeckel •  
Lichtmaschine

Cubierta de cárter de motor izquierdo •  
Generador



B153-2

Service item	F.R.T.	Ref. No.	Part No.	Description	Reqd. No. XR80					Serial No.	Area code
					Z	A	B	C	D		
COVER, L. CRANKCASE BREAKER, CONTACT GENERATOR ASSY., FLYWHEEL TYPE A.C. STATOR COMP. FLYWHEEL COMP. CONTACT ASSY., NEUTRAL SWITCH	0.1	1	11341-149-000	COVER, L. CRANKCASE	1						
	0.4		11341-149-020	COVER, L. CRANKCASE		1	1	1			
			11341-176-680	COVER, L. CRANKCASE						1	
			2	11394-149-000	GASKET, L. CRANKCASE COVER	1	1	1	1	1	
			3	30202-041-015	BREAKER, CONTACT (HITACHI)	1	1	1	1	1	
		0.2	4	30205-041-005	FELT, OIL (HITACHI)	1	1	1	1	1	
			5	31100-153-005	GENERATOR ASSY., FLYWHEEL TYPE A.C. (HITACHI)	1	1	1	1	1	
			6	31110-153-005	FLYWHEEL COMP. (HITACHI)	1	1	1	1	1	
			7	31120-153-005	STATOR COMP. (HITACHI)	1	1	1	1	1	
			8	35750-001-020	CONTACT ASSY., NEUTRAL SWITCH	1	1	1	1	1	
			9	35752-028-300	SPACER, NEUTRAL SWITCH	1	1	1	1	1	
			10	90309-375-003	NUT, FLANGE, 12MM	1	1	1	1	1	
			11	91312-107-000	O-RING, 7X1.7	1	1	1	1	1	
		12	93500-06035	SCREW, PAN, 6X35	5	5	5	5	5		
		13	93600-06016	SCREW, FLAT, 6X16	2	2	2	2	2		

**C 14**

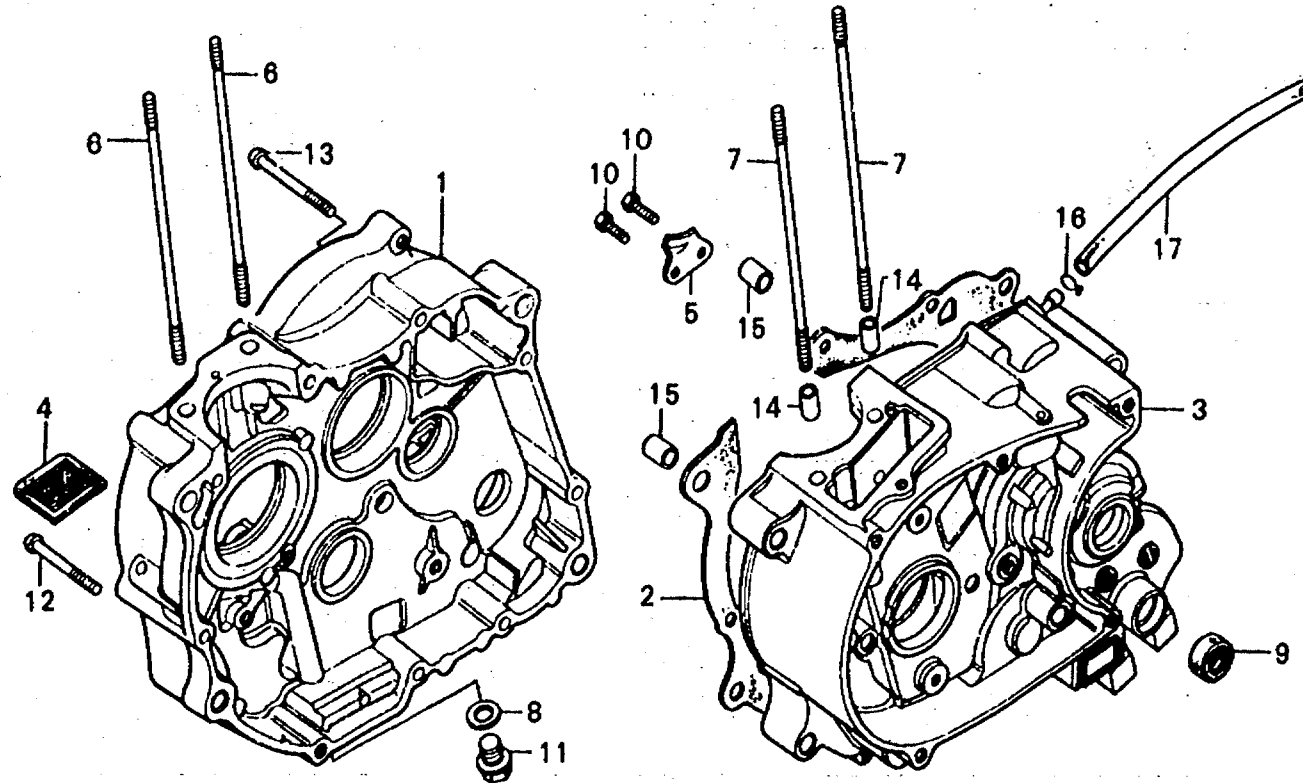
**E-8**

**Crankcase**

**Carter moteur**

**Kurbelgehäuse**

**Cárter de motor**



B176-3

Service item	F.R.T.	Ref. No.	Part No.	Description	Reqd. No.				Serial No.	Area code
					Z	A	B	C		
CRANKCASE COMP., R.	*3.5	1	11100-176-000	CRANKCASE COMP., R.	1					
GASKET, CRANKCASE	*3.0		11100-176-010	CRANKCASE COMP., R.		1	1	1		
CRANKCASE COMP., L.	*4.2		11100-176-680	CRANKCASE COMP., R.					1	
SCREEN, OIL FILTER	0.5	2	11191-149-000	GASKET, CRANKCASE	1	1	1	1	1	
BOLT CYLINDER STUD	*2.3	3	11200-176-000	CRANKCASE COMP., L.	1					
(ADD 0.1 FOR EACH.)			11200-176-010	CRANKCASE COMP., L.		1	1	1		
OIL SEAL, 11.6X24X10	0.8		11200-176-680	CRANKCASE COMP., L.					1	
		4	15421-035-010	SCREEN, OIL FILTER	1	1	1	1	1	
		5	28259-149-000	PLATE, RATCHET GUIDE	1	1	1	1	1	
		6	90031-176-000	BOLT A, CYLINDER STUD	2	2	2	2	2	
		7	90032-176-000	BOLT B, CYLINDER STUD	2	2	2	2	2	
		8	90407-259-000	PACKING, DRAIN COCK	1	1	1	1	1	
		9	91204-121-005	OIL SEAL, 11.6X24X10	1	1	1	1	1	
		10	92000-06016	BOLT, HEX., 6X16	2	2	2	2	2	
		11	92800-12000	BOLT, DRAIN PLUG, 12MM	1	1	1	1	1	
		12	93500-06045	SCREW, PAN, 6X45	1	1	1	1	1	
		13	93500-06055	SCREW, PAN, 6X55	1	1	1	1	1	
		14	94301-10160	PIN A, DOWEL, 10X16	2	2	2	2	2	

**C 15**

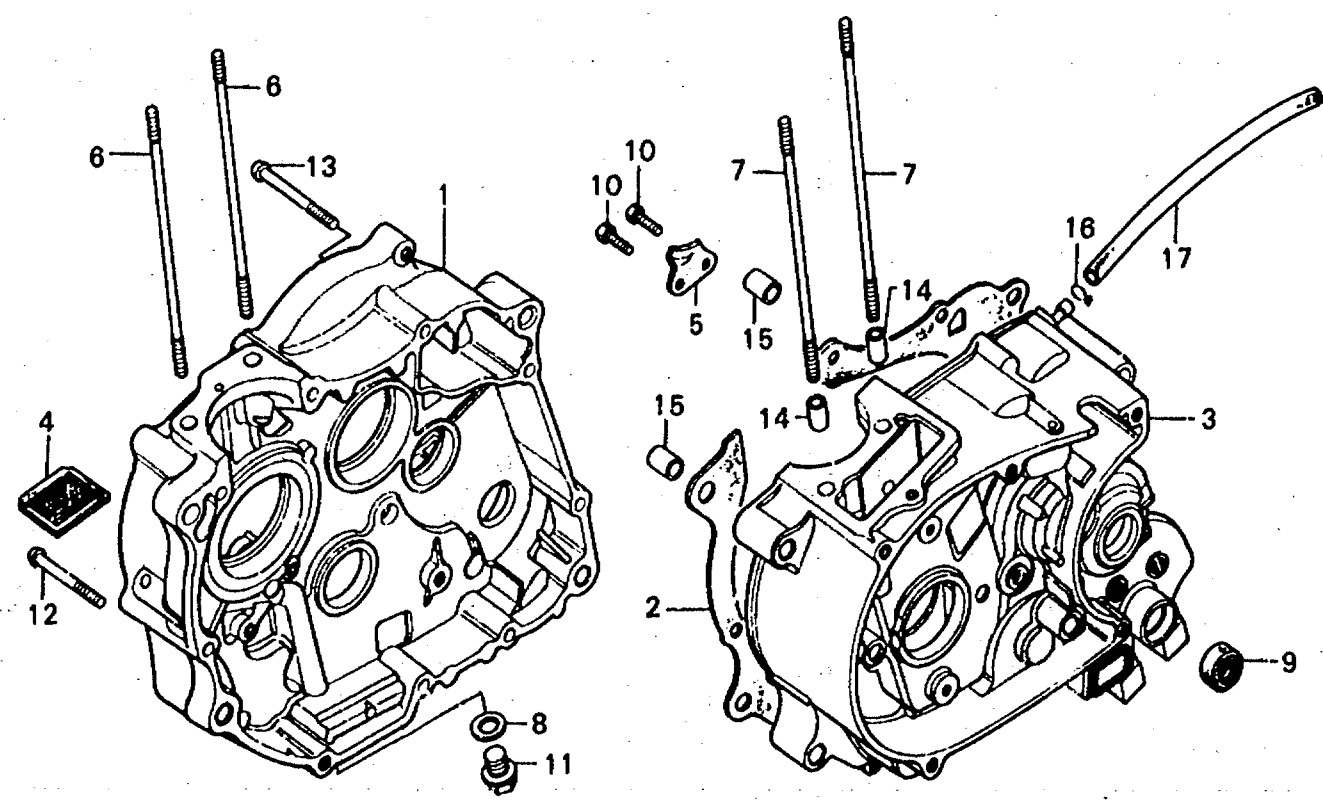
**E-8**

**Crankcase**

**Carter moteur**

**Kurbelgehäuse**

**Cárter de motor**



8176-3

Service item	F.R.T.	Ref. No.	Part No.	Description	Regd. No. XR80					Serial No.	Area code
					Z	A	B	C	D		
		15	94301-12200	PIN A, DOWEL, 12X20	2	2	2	2	2		
		16	95002-50000	CLIP C9, TUBE	1	1	1	1	1		
		17	95005-50180-30	TUBE, 5X180	1	1	1	1	1		

**C 16**

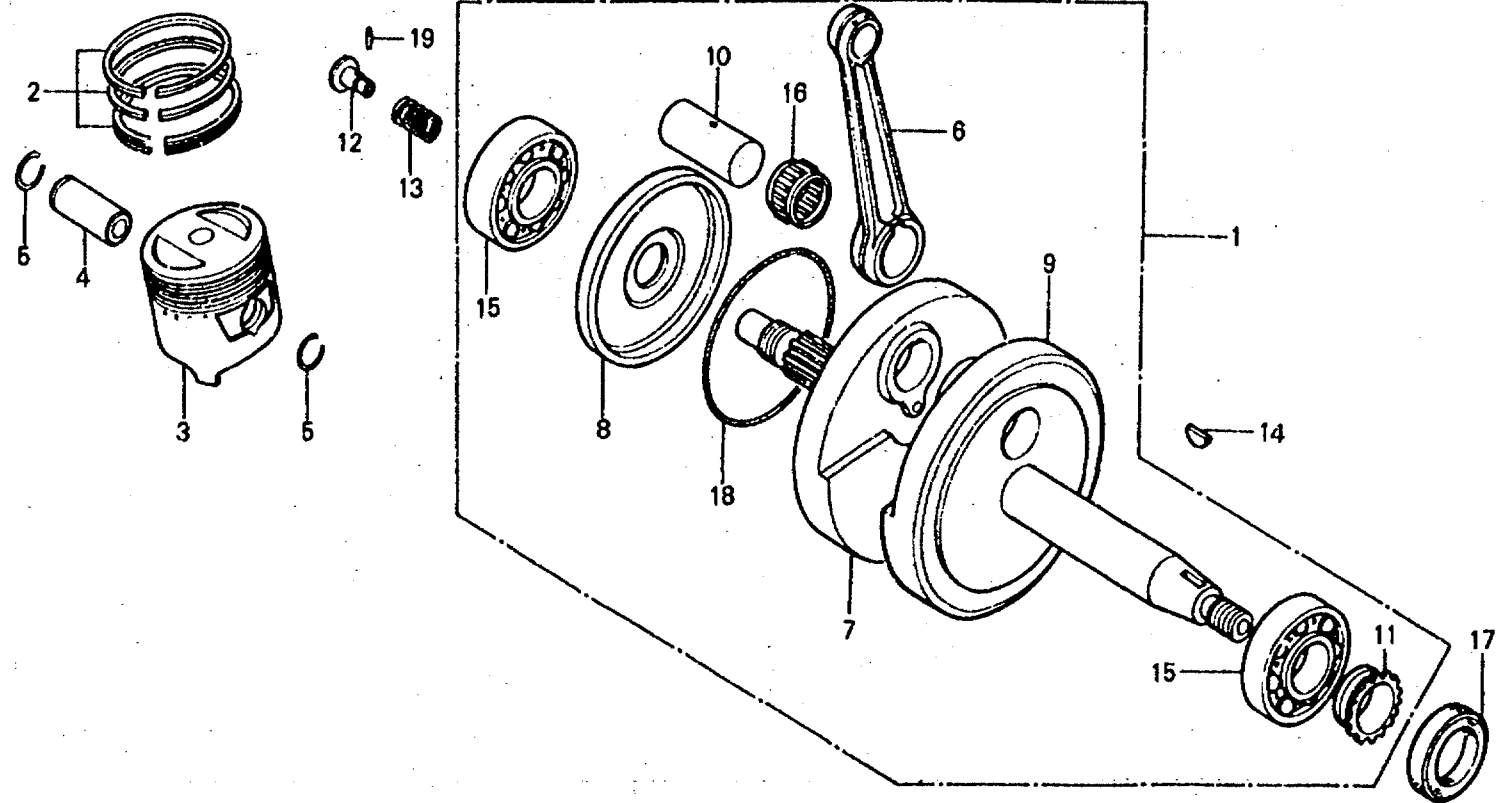
**E-9**

**Crankshaft • Piston**

**Vilebrequin • Piston**

**Kurbelwelle • Kolben**

**Cigüeñal • Pistón**



B176-4

Service item	F.R.T.	Ref. No.	Part No.	Description	Reqd. No. XR80					Serial No.	Area code
					2	A	B	C	D		
CRANKSHAFT COMP.	*3.4	1	13000-176-000	CRANKSHAFT COMP.	1	1					
OIL SEAL, 19X36X7			13000-176-010	CRANKSHAFT COMP.			1				5214521
RING SET, PISTON	*2.3		13000-176-020	CRANKSHAFT COMP.			1			5214522	
PISTON								1	1		
PIN, PISTON	*2.2	2	13011-176-005	RING SET, PISTON	1	1	1	1	1		
ROD, CONNECTING	(ACTUAL TIME)			(STD. TEIKOKU)							
(INC. RELATIVE PART)			13021-176-005	RING SET, PISTON	(1)	(1)	(1)	(1)	(1)		
THROUGH, OIL	0.5			(0.25 TEIKOKU)							
BEARING, RADIAL BALL, 6304	*3.6		13031-176-005	RING SET, PISTON	(1)	(1)	(1)	(1)	(1)		
(ADD 0.2 FOR EACH,)				(0.50 TEIKOKU)							
			13041-176-005	RING SET, PISTON	(1)	(1)	(1)	(1)	(1)		
				(0.75 TEIKOKU)							
			13051-176-005	RING SET, PISTON	(1)	(1)	(1)	(1)	(1)		
				(1.00 TEIKOKU)							
		3	13101-176-000	PISTON (STD.)	1	1	1	1	1		
			13102-176-000	PISTON (0.25)	(1)	(1)	(1)	(1)	(1)		
			13103-176-000	PISTON (0.50)	(1)	(1)	(1)	(1)	(1)		
			13104-176-000	PISTON (0.75)	(1)	(1)	(1)	(1)	(1)		
			13105-176-000	PISTON (1.00)	(1)	(1)	(1)	(1)	(1)		
		4	13111-087-000	PIN, PISTON	1	1	1	1	1		
		5	13113-001-000	CLIP, PISTON PIN	2	2	2	2	2		

1982.07.20

E

C16

**D 1**

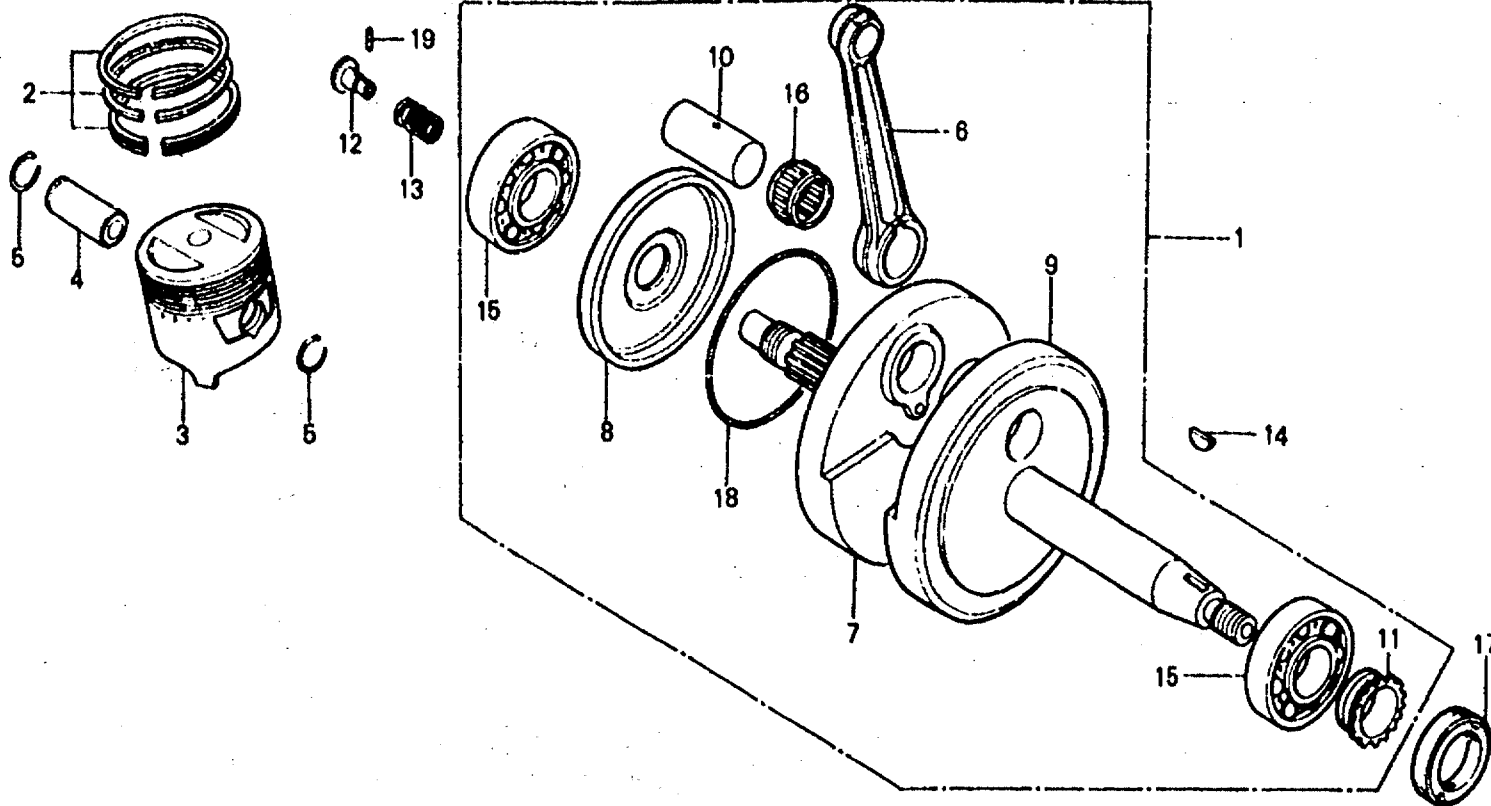
**E-9**

Crankshaft • Piston

Vilebrequin • Piston

Kurbelwelle • Kolben

Cigüeñal • Pistón



B176-4

Service item	F.R.T.	Ref. No.	Part No.	Description	Reqd. No. XR80					Serial No.	Area code
					Z	A	B	C	D		
		6	13201-176-000	ROD, CONNECTING	1	1	1	1	1		
		7	13311-176-300	CRANKSHAFT, R.	1	1	1	1	1		
		8	13312-176-000	PLATE, SIDE	1	1	1	1	1		
		9	13321-176-300	CRANKSHAFT, L.	1	1					
			13321-176-310	CRANKSHAFT, L.			1			5214522	5214521
		10	13381-176-300	PIN, CRANK	1	1	1	1	1		
		11	14311-035-000	SPROCKET, TIMING (14T)	1	1	1	1	1		
		12	15441-149-000	THROUGH, OIL	1	1	1	1	1		
		13	15447-149-000	SPRING, OIL THROUGH	1	1	1	1	1		
		14	90741-035-000	KEY, WOODRUFF, 3X5	1	1	1	1	1		
		15	91001-176-003	BEARING, RADIAL BALL, 6304 (TOYO)	2	2					
			91001-176-004	BEARING, RADIAL BALL, 6304 (NACHI)	2	2					
			91001-176-014	BEARING, RADIAL BALL, 6304 (NACHI)			2	2	2		

1982.07.20

E

D1

**D 2**

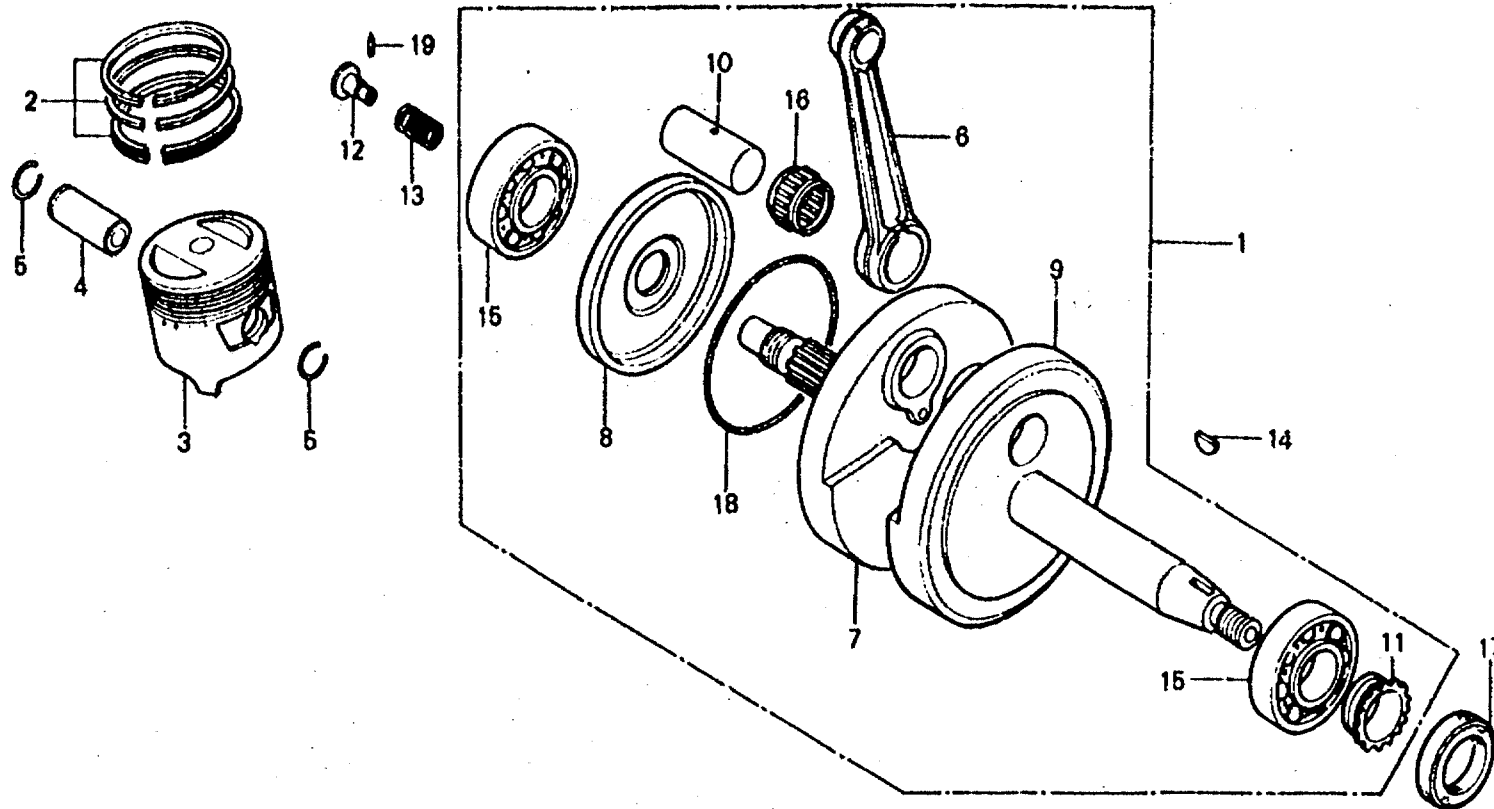
**E-9**

Crankshaft • Piston

Vilebrequin • Piston

Kurbelwelle • Kolben

Cigüeñal • Pistón



B178-4

Service item	F.R.T.	Ref. No.	Part No.	Description	Regd. No. XR80					Serial No.	Area code
					Z	A	B	C	D		
		16	91101-176-003	BEARING, CONNECTING ROD (RED)	1	1	1	1	1		
			91102-176-003	BEARING, CONNECTING ROD (BLUE)	1	1	1	1	1		
			91103-176-003	BEARING, CONNECTING ROD (WHITE)	1	1	1	1	1		
		17	91202-115-015	OIL SEAL, 19X36X7	1	1	1	1	1		
		18	91309-302-000	D-RING, 70X2.4	1	1	1	1	1		
		19	96220-20118	ROLLER, 2X11.8	1	1	1	1	1		

Selection table of connecting rod large end bearing  
(Radial clearance 0~8µm)

Connecting rod 10 29 19	Black L3 -0.004 -0.002	Yellow L4 -0.002 +0.00	White E1 +0.00 +0.002	Blue E3 +0.002 +0.004	Red D1 +0.004 +0.008	Green E5 +0.008 +0.008	Brown F1 +0.008 +0.010
1 or Green -0.003 +0.00	B1102 -176-003		B1101 -176-003				
2 or Red +0.00 +0.002		B1102 -176-003		B1101 -176-003			
3 or Yellow +0.002 +0.004			B1102 -176-003		B1101 -176-003		
4 or White +0.004 +0.008				B1102 -176-003		B1101 -176-003	
5 or Blue +0.008 +0.008					B1102 -176-003		B1101 -176-003

**D 3**

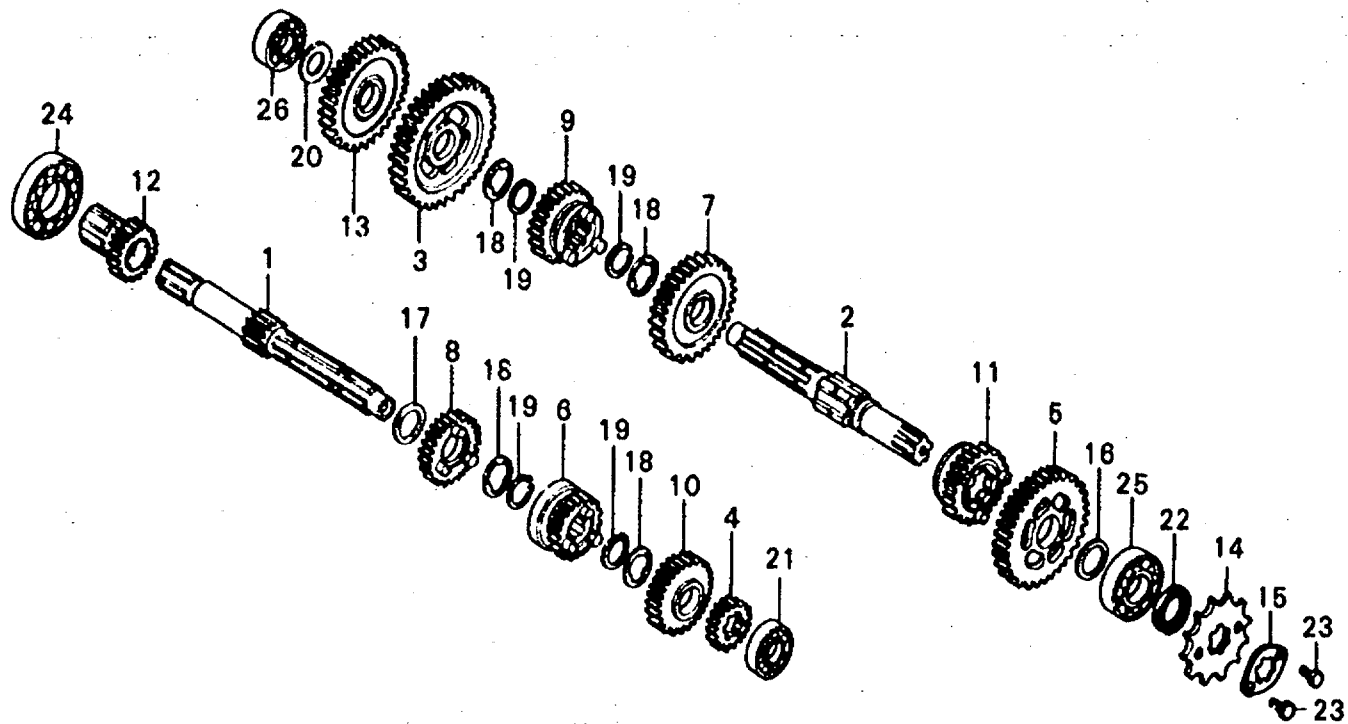
**E-10**

Transmission

Transmission

Getriebe

Transmisión



8153-3

Service item	F.R.T.	Ref. No.	Part No.	Description	Reqd. No. XR80					Serial No.	Area code
					Z	A	B	C	D		
MAINSHAFT, TRANSMISSION (INC. RELATIVE PART) COUNTERSHAFT, TRANSMISSION (INC. RELATIVE PART) (WHEN SERVICING COMP., UNIT, F.R.T. IS 3.5.) SPROCKET, DRIVE	*3.5	1	23211-153-000	MAINSHAFT, TRANSMISSION (13T)	1	1	1	1	1		
		2	23221-149-000	COUNTERSHAFT, TRANSMISSION	1	1	1	1	1		
		3	23426-153-010	GEAR, COUNTERSHAFT LOW (35T)	1	1	1	1	1		
		4	23441-115-000	GEAR, MAINSHAFT SECOND (17T)	1	1	1	1	1		
		5	23451-153-000	GEAR, COUNTERSHAFT SECOND (31T)	1	1	1	1	1		
	0.2	6	23461-115-010	GEAR, MAINSHAFT THIRD (20T)	1	1	1	1	1		
		7	23471-115-020	GEAR, COUNTERSHAFT THIRD (28T)	1	1	1	1	1		
		8	23481-115-000	GEAR, MAINSHAFT FOURTH (23T)	1	1	1	1	1		
		9	23491-115-010	GEAR, COUNTERSHAFT FOURTH (26T)	1	1	1	1	1		
		10	23501-149-000	GEAR, MAINSHAFT TOP (25T)	1	1	1				

**D 4**

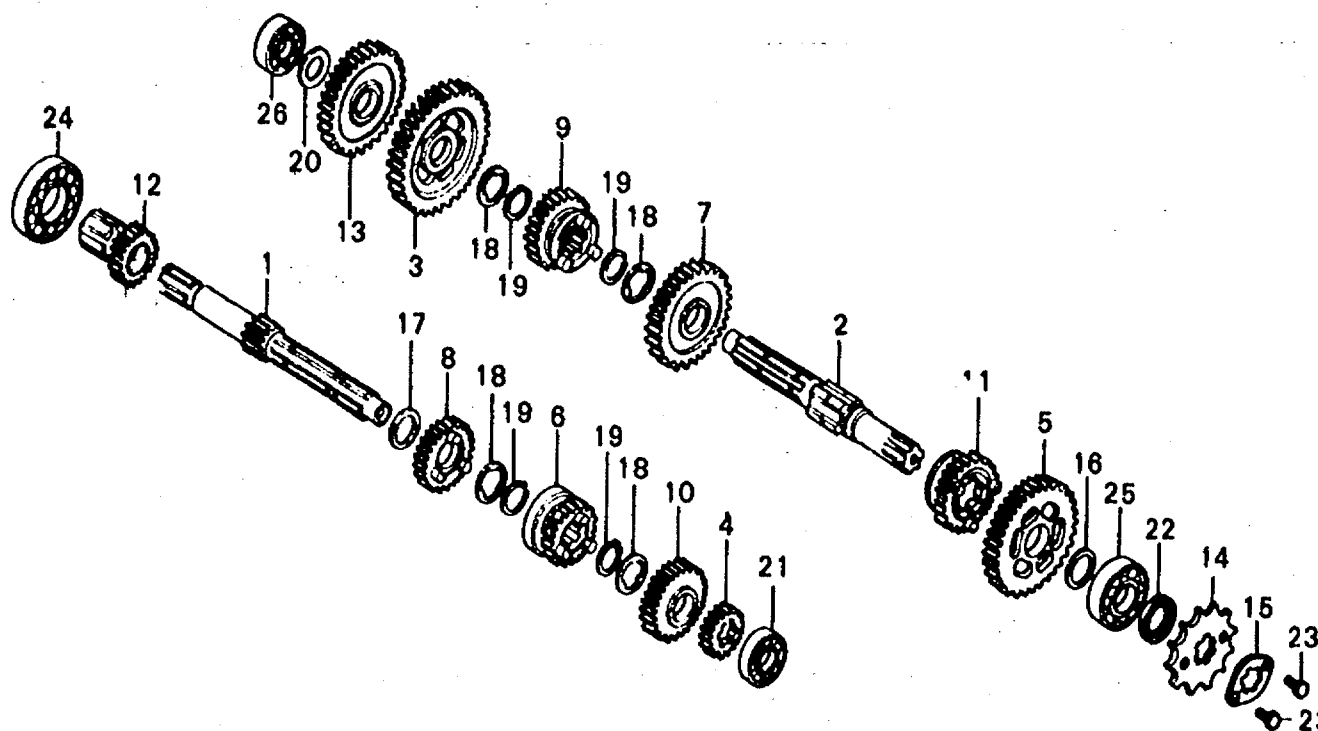
**E-10**

Transmission

Transmission

Getriebe

Transmisión



8153-3

Service item	F.R.T.	Ref. No.	Part No.	Description	Reqd. No. XR80				Serial No.	Area code
					Z	A	B	C		
			23501-149-010	GEAR, MAINSHAFT TOP (25T)					1	1
		11	23511-115-010	GEAR, COUNTERSHAFT TOP (24T)	1	1	1	1	1	
		12	23520-176-000	GEAR COMP., PRIMARY STARTER (19T)	1					5024579
			23520-436-000	GEAR COMP., PRIMARY STARTER (19T)	1	1	1	1	1	5024580
		13	23531-149-000	GEAR, STARTER IDLE (29T)	1	1	1	1	1	
		14	23800-116-010	SPROCKET, DRIVE (14T)	1	1	1	1	1	
		15	23802-040-000	PLATE, DRIVE SPROCKET FIXING	1	1	1	1	1	
		16	90452-115-000	WASHER, 17MM	1					5024507
			90446-357-000	WASHER, THRUST, 17.2MM	1					5024508
		17	90453-115-000	WASHER B, THRUST, 17MM	1	1	1	1	1	
		18	90461-115-000	WASHER, SPLINE, 17MM	4	4	4	4	4	
		19	90601-001-000	CIRCLIP, EXTERNAL, 17MM	4	4	4	4	4	

1982.07.20

E

D4



**D 5**

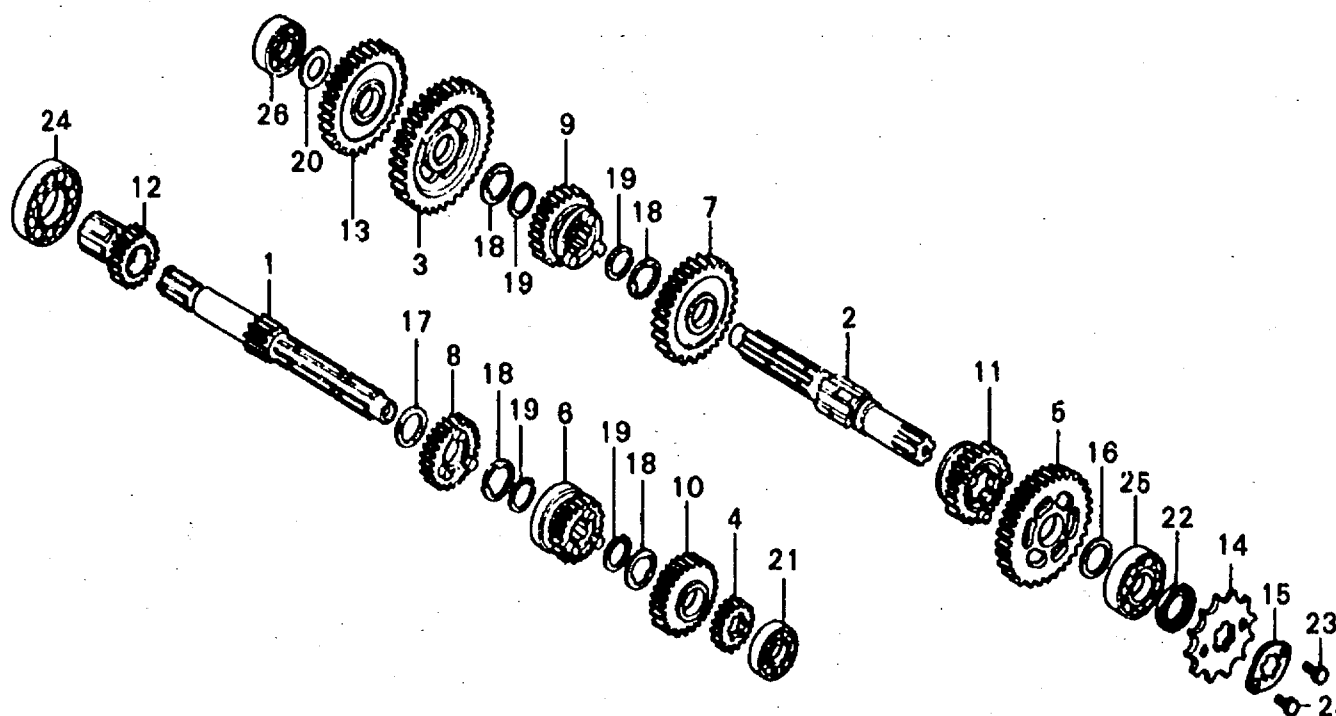
**E-10**

Transmission

Transmission

Getriebe

Transmisión



B153-3

Service item	F.R.T.	Ref. No.	Part No.	Description	Reqd. No. XR80					Serial No.	Area code
					Z	A	B	C	D		
		20	90608-072-000	WASHER, 12MM	1	1	1	1	1		
		21	91001-115-000	BEARING, BALL, 6201Z	1	1	1	1	1		
		22	91203-035-005	OIL SEAL, 17X29X5	1	1	1	1	1		
		23	92000-06008	BOLT, HEX., 6X8	2	2	2	2	2		
		24	96100-60050-00	BEARING, RADIAL BALL, 6005	1	1	1	1	1		
		25	96100-62030-00	BEARING, RADIAL BALL, 6203	1	1	1	1	1		
		26	96140-62010-00	BEARING, RADIAL BALL, 6201U	1	1	1	1	1		

**D 6**

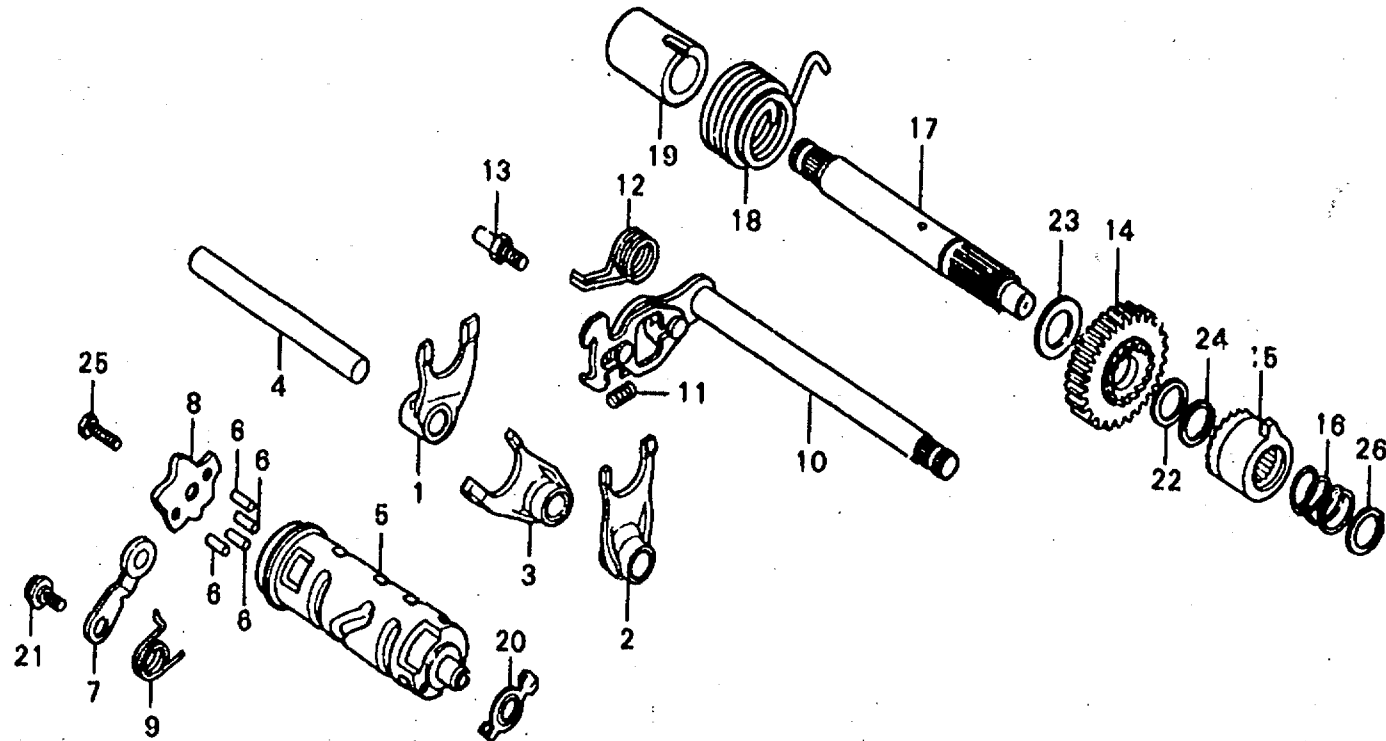
**E-11**

Shift fork • Shift drum •  
Kick starter spindle

Fourchette de changement •  
Tambour de changement de vitesse •  
Broche de kick de démarrage

Schaltgabel • Schaltwalze •  
Kickstarterspindel

Horquilla de cambio • Tambor  
do cambio • Eje de arranque de pie



B149-11

Service item	F.R.T.	Ref. No.	Part No.	Description	Reqd. No. XR80				Serial No.	Area code
					Z	A	B	C		
SPINDLE, KICK STARTER (INC. RELATIVE PART)	*3.2	1	24211-149-000	FORK, R. GEARSHIFT	1	1	1	1	1	
FORK, GEARSHIFT (INC. RELATIVE PART)	*3.3	2	24221-115-000	FORK, L. GEARSHIFT	1	1	1	1	1	
FORK, GEARSHIFT (INC. RELATIVE PART)		3	24231-115-000	FORK, CENTER GEARSHIFT	1	1	1	1	1	
(ONE OR ALL)		4	24241-149-000	SHAFT, GEARSHIFT FORK GUIDE	1	1	1	1	1	
DRUM, GEARSHIFT		5	24301-149-000	DRUM, GEARSHIFT	1	1	1	1	1	
STOPPER COMP., GEARSHIFT DRUM	0.6	6	24421-200-000	PIN, GEARSHIFT DRUM	4	4	4	4	4	
PLATE, GEARSHIFT DRUM STOPPER		7	24430-115-010	STOPPER COMP., GEARSHIFT DRUM	1	1	1	1	1	
SPRING, KICK STARTER (INC. RELATIVE PART)		8	24435-115-040	PLATE, GEARSHIFT DRUM STOPPER	1	1	1	1	1	
SPINDLE COMP., GEARSHIFT (INC. RELATIVE PART)	0.7	9	24436-149-000	SPRING, SHIFT DRUM STOPPER	1	1	1	1	1	
		10	24610-149-000	SPINDLE COMP., GEARSHIFT	1					5026559

**D 7**

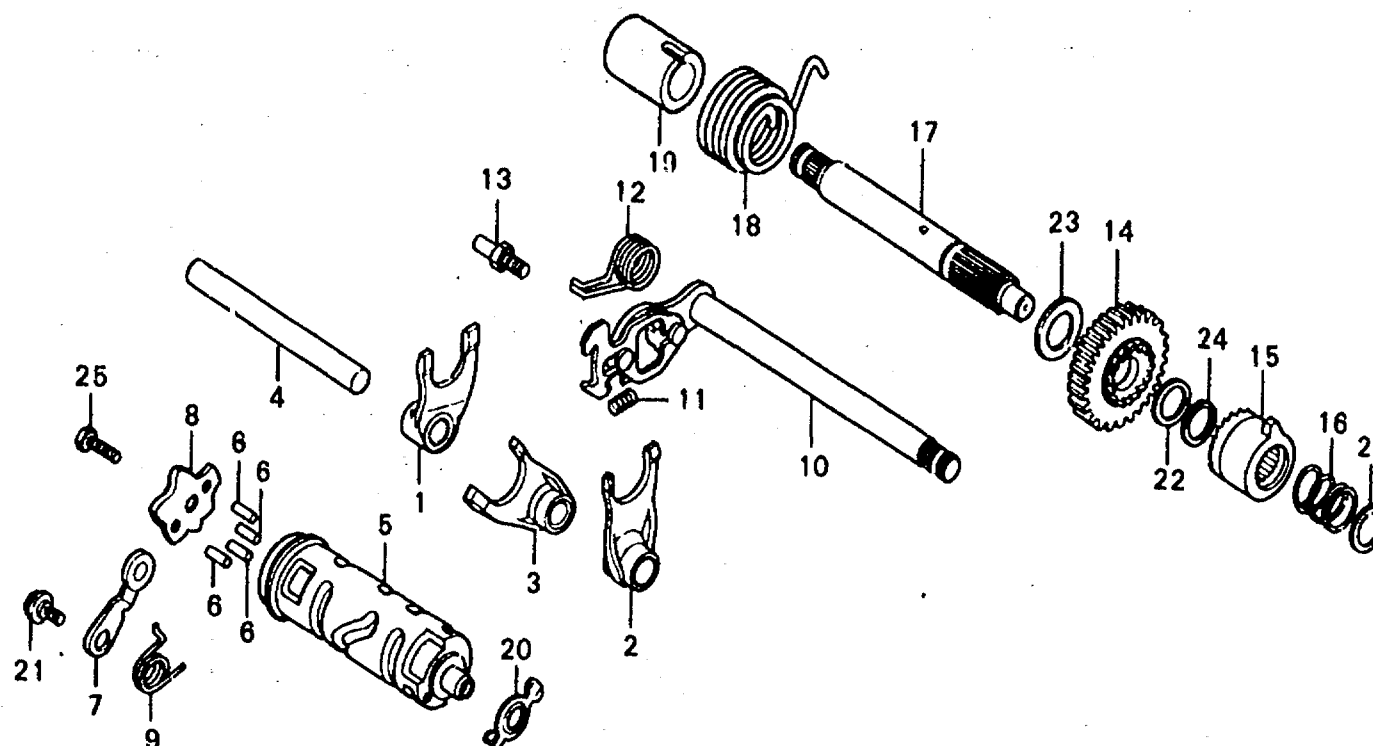
**E-11**

Shift fork • Shift drum •  
Kick starter spindle

Fourchette de changement •  
Tambour de changement de vitesse •  
Broche de kick de démarrage


Schaltgabel • Schaltwalze •  
Kickstarterspindel

Horquilla de cambio • Tambor  
do cambio • Eje de arranque de pie



B149-11

Service item	F.R.T.	Ref. No.	Part No.	Description	Reqd. No. XR80					Serial No.	Area code
					Z	A	B	C	D		
			24610-149-010	SPINDLE COMP., GEARSHIFT	1					5026560	
		11	24641-115-010	SPRING, GEARSHIFT ARM	1	1	1	1	1		
		12	24651-107-000	SPRING, GEARSHIFT RETURN	1	1	1	1	1		
		13	24652-035-000	PIN, SHIFT RETURN SPRING	1	1	1	1	1		
		14	28211-149-000	PINION, KICK STARTER (27T)	1						
			28211-436-000	PINION, KICK STARTER (27T)		1	1	1	1		
		15	28221-149-000	RATCHET, STARTER DRIVE	1	1	1	1	1		
		16	28223-149-000	SPRING, RATCHET	1	1	1	1	1		
		17	28251-149-000	SPINDLE, KICK STARTER	1	1	1	1	1		
		18	28281-149-003	SPRING, KICK STARTER	1	1	1	1	1		
				(CHUO HATSUJO)							
		19	28282-149-000	COLLAR, KICK SPRING	1	1	1	1	1		



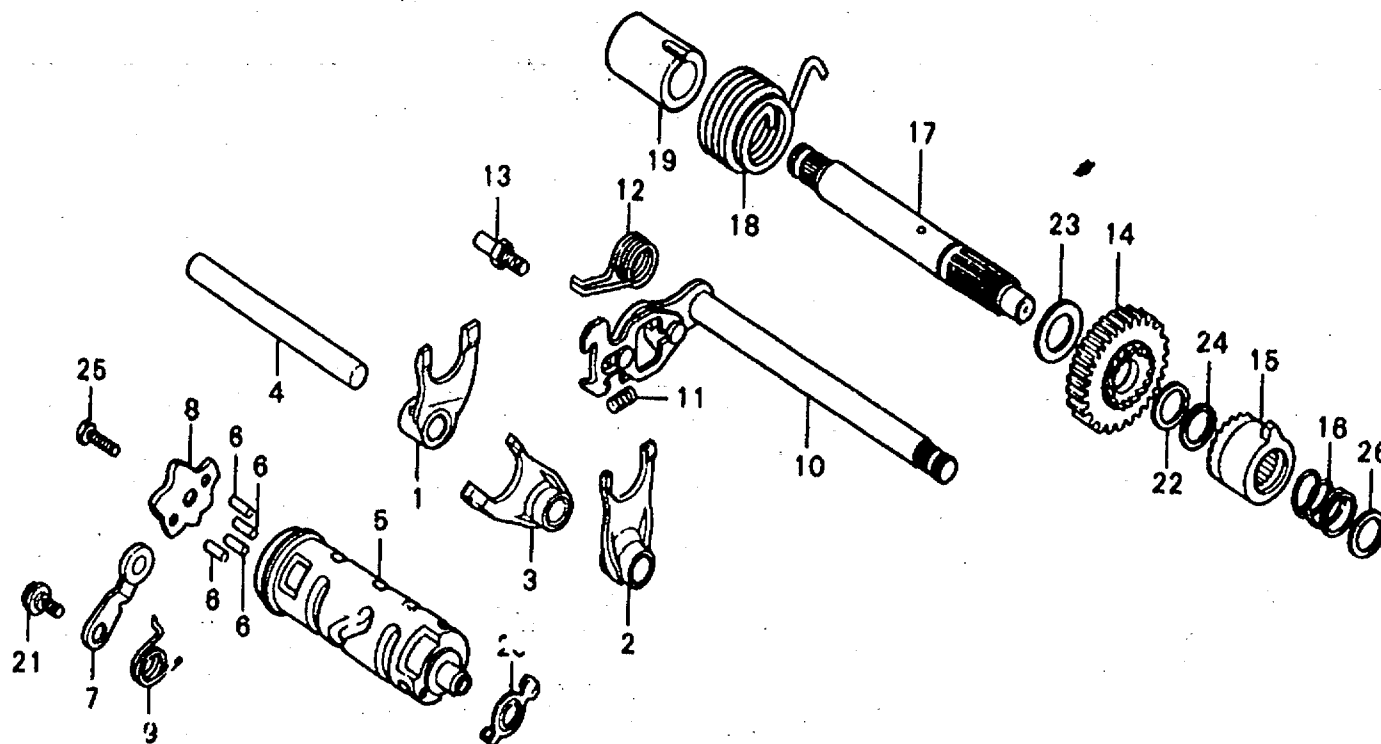
# E-11

Shift fork • Shift drum •  
Kick starter spindle

Fourchette de changement •  
Tambour de changement de vitesse •  
Broche de kick de démarrage

Schaltgabel • Schaltwalze •  
Kickstarterspindel

Horquilla de cambio • Tambor  
do cambio • Eje de arranque de pie



8149-11

Service item	F.R.T.	Ref. No.	Part No.	Description	Reqd. No. XR80					Serial No.	Area code
					Z	A	B	C	D		
		20	35753-115-000	ROTOR, NEUTRAL SWITCH	1	1	1	1	1		
		21	90023-041-000	BOLT, GEARSHIFT DRUM STOPPER ARM PIVOT	1	1	1	1	1		
		22	90401-149-000	WASHER, 18MM	1	1	1	1	1		
		23	90452-701-000	WASHER, THRUST, 18MM	1	1	1	1	1		
		24	90601-149-000	CIRCLIP, 18MM	1	1	1	1	1		
		25	92000-06016	BOLT, HEX., 6X16	1	1	1	1	1		
		26	94510-18120	CIRCLIP, EXTERNAL, 18	1	1	1	1	1		

**D 9**

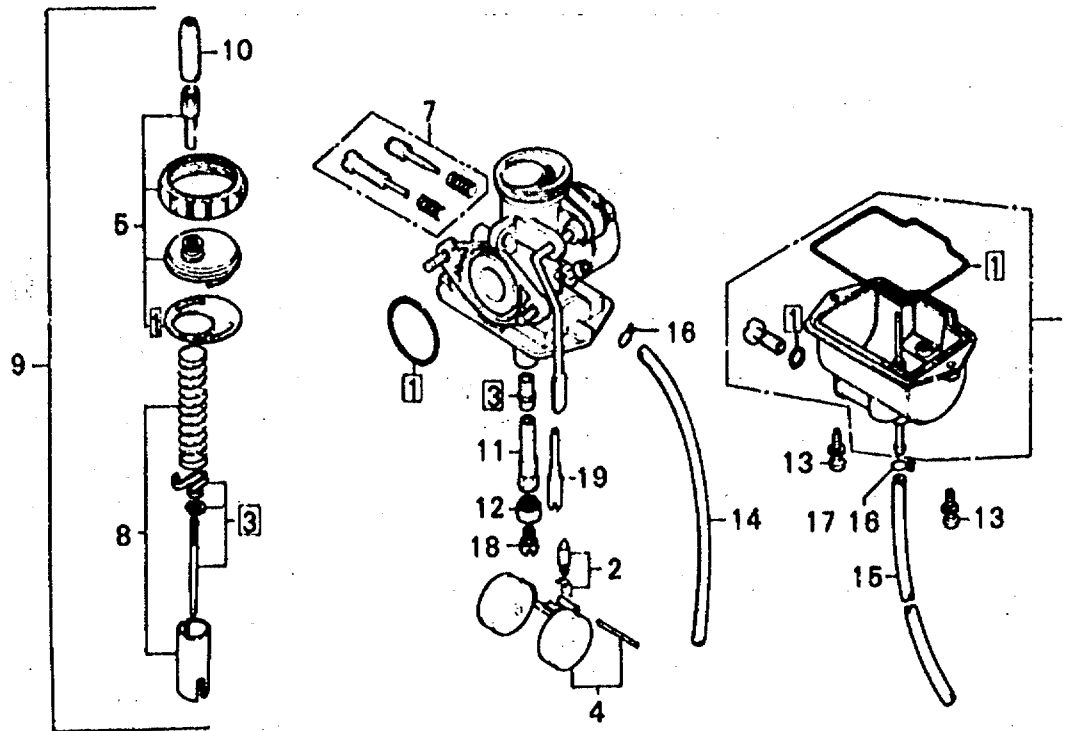
**E-12**

Carburetor

Carburateur

Vergaser

Carburador



B178-5

Service item	F.R.T.	Ref. No.	Part No.	Description	Reqd. No. XR80				Serial No.	Area code
					Z	A	B	C		
PACKING SET	0.6	1	16010-116-700	PACKING SET	1	1	1	1	1	
VALVE SET, FLOAT	0.4	2	16011-147-004	VALVE SET, FLOAT	1	1	1	1	1	
FLOAT SET		3	16012-176-004	NEEDLE SET, JET	1	1	1	1	1	
JET, MAIN,		4	16013-107-810	FLOAT SET	1	1	1	1	1	
NEEDLE SET, JET	0.5	5	16014-116-700	TCP SET	1	1	1	1	1	
TOP SET	0.1									
CHAMBER SET, FLOAT	0.3	6	16015-153-004	CHAMBER SET, FLOAT	1	1	1	1	1	
CARBURETOR ASSY.		7	16016-143-620	SCREW SET	1	1	1	1	1	
VALVE SET, THROTTLE	0.2	8	16022-153-004	VALVE SET, THROTTLE	1	1	1	1	1	
		9	16100-176-014	CARBURETOR ASSY.	1					
			16100-176-671	CARBURETOR ASSY.		1	1	1	1	
		10	16118-086-004	CAP, CABLE	1	1	1	1	1	
		11	16165-153-004	HOLDER, NEEDLE JET	1	1	1	1	1	
		12	16168-355-700	HOLDER, JET	1	1	1	1	1	
		13	93872-04012-08	SCREW-WASHER, 4X12	2	2	2	2	2	
		14	95001-35150-40	TUBE, FUEL, 3,5X150	1	1	1	1	1	
		15	95001-35300-40	TUBE, FUEL, 3,5X300	1					
			16199-402-004	TUBE, OVER FLOW		1	1	1	1	
		16	95002-02070	CLIP B7, TUBE	2	1	1	1	1	

**D 10**

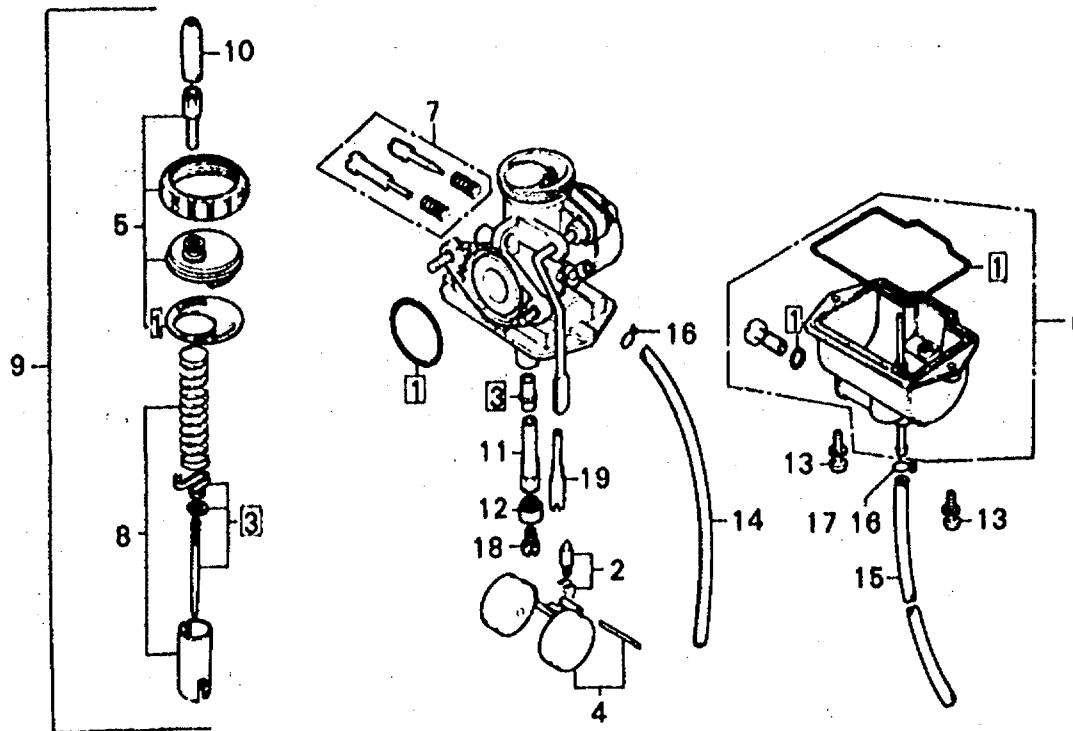
**E-12**

Carburetor

Carburateur

Vergaser

Carburador



B178-5

Service item	F.R.T.	Ref. No.	Part No.	Description	Reqd. No.					Serial No.	Area code
					Z	A	B	C	D		
		17	93002-0265C	CLIP 86.5, TUBE	1	1	1	1			
		18	99101-116-0800	JET, MAIN, #80	(1)	(1)	(1)	(1)			
			99101-116-0820	JET, MAIN, #82	(1)	(1)	(1)	(1)			
			99101-116-0850	JET, MAIN, #85	(1)	(1)	(1)	(1)			
			99101-116-0880	JET, MAIN, #88	(1)	(1)	(1)	(1)			
			99101-116-0900	JET, MAIN, #90	(1)	(1)	(1)	(1)			
			99101-116-0920	JET, MAIN, #95	(1)	(1)	(1)	(1)			
			99101-116-0950	JET, MAIN, #95	1	1	1	1	1		
			99101-116-0980	JET, MAIN, #98	(1)	(1)	(1)	(1)			
			99101-116-1000	JET, MAIN, #100	(1)	(1)	(1)	(1)			
		19	99103-116-0350	JET, SLOW, #35	1	1	1	1	1		

1982.07.20

E

D10

**D 11****EOP-1**

Gasket kit A

Trousse de joint A

Dichtung Satz A

Equipode empacadura A

Service item	F.R.T.	Ref. No.	Part No.	Description	Reqd. No. XR80					Serial No.	Area code
					Z	A	B	C	D		
			06110-152-030	GASKET KIT A (COMPONENT PARTS)	1	1	1	1	1		
		1	12191-149-000	GASKET, CYLINDER	1	1	1	1	1		
		2	12209-107-760	SEAL, VALVE STEM	2	2	2	2	2		
		3	12291-152-030	GASKET, CYLINDER HEAD	1	1	1	1	1		
		4	12391-149-003	GASKET, HEAD COVER	1	1	1	1	1		
		5	16229-153-000	GASKET, IN. PIPE	1	1	1	1	1		
		6	18291-028-000	GASKET, EX. PIPE	1	1	1	1	1		
		7	91301-216-000	O-RING, 5.5X1.5	1	1	1	1	1		
		8	91303-259-000	O-RING, 11X2.0	1	1	1	1	1		
		9	91306-035-000	GASKET, RUBBER, 7.5MM	1	1	1	1	1		

1982.07.20

E

D11



## EOP-2

Gasket kit B

Trousse de joint B

Dichtung Satz B


Equipode empacadura B

Service item	F.R.T.	Ref. No.	Part No.	Description	Regd. No. XR80					Serial No.	Area code
					Z	A	B	C	D		
			06111-149-000	GASKET KIT B (COMPONENT PARTS)	1	1	1	1	1		
		1	11191-149-000	GASKET, CRANKCASE	1	1	1	1	1		
		2	11393-149-000	GASKET, R. CRANKCASE COVER	1	1	1	1	1		
		3	11394-149-000	GASKET, L. CRANKCASE COVER	1	1	1	1	1		
		4	15126-107-020	GASKET, OIL PUMP	1	1	1	1	1		
		5	91301-027-000	O-RING, 6.8X1.9	1	1	1	1	1		
		6	91301-704-000	O-RING, 6MM	1	1	1	1	1		
		7	91304-107-000	O-RING, 9.4X2.4	2	2	2	2	2		
		8	91307-035-000	O-RING, 18X3	1	1	1	1	1		
		9	91309-302-000	O-RING, 70X2.4	1	1	1	1	1		




**E 1**

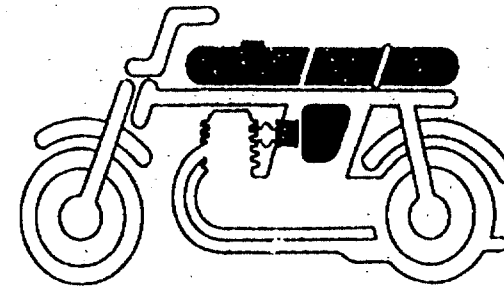
**BLOCK INDEX - FRAME GROUP**



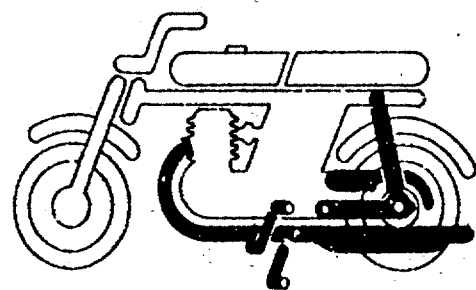
- F- 1 Handle lever · Cable · Switch ..... E 2
- F- 2 Handle pipe · Top bridge · Steering stem  
(XR80z · A · B · C) ..... E 6
- F- 2-1 Handle pipe · Top bridge · Steering stem (XR80o) ..... E 8
- F- 3 Front fender · Number plate (XR80z · A · B · C) ..... E 10
- F- 3-1 Front fender · Number plate (XR80o) ..... E 12
- F- 4 Front fork (XR80z · A · B · C) ..... E 13
- F- 4-1 Front fork (XR80o) ..... E 15



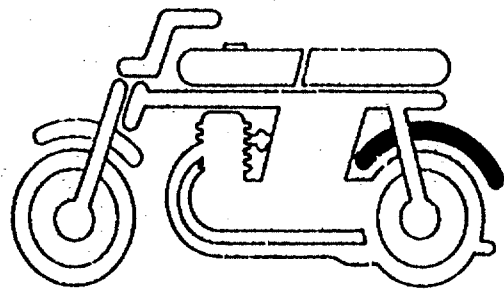
- F- 5 Front brake panel ..... F 1
- F- 6 Front wheel (XR80z · A · B · C) ..... F 3
- F- 6-1 Front wheel (XR80o) ..... F 6
- F- 7 Rear brake panel ..... F 7
- F- 8 Rear wheel ..... F 9




- F- 9 Fuel tank · Seat (XR80z · A) ..... F 12
- F- 9-1 Fuel tank · Seat (XR80s · c) ..... F 15
- F- 9-2 Fuel tank · Seat (XR80o) ..... G 2
- F- 10 Air cleaner · Side cover (XR80z · A · B · C) ..... G 5
- F- 10-1 Air cleaner · Side cover (XR80o) ..... G 8



- F- 11 Exhaust muffer (XR80z) ..... G 10
- F- 11-1 Exhaust muffer (XR80A · B · C · D) ..... G 11
- F- 12 Pedal · Kick starter arm · Stand · Step (XR80z) ..... G 13
- F- 12-1 Pedal · Kick starter arm · Stand · Step  
(XR80A · B · C · D) ..... G 16
- F- 13 Rear fork · Chain case (XR80z) ..... H 3
- F- 13-1 Rear fork · Chain case (XR80A · B · C · D) ..... H 6
- F- 14 Rear cushion ..... H 9



- F- 15 Rear fender ..... H 10



- F- 16 Frame body · Ignition coil ..... H 12
- F- 17 Fuel tank emblem ..... H 15

**E 2**

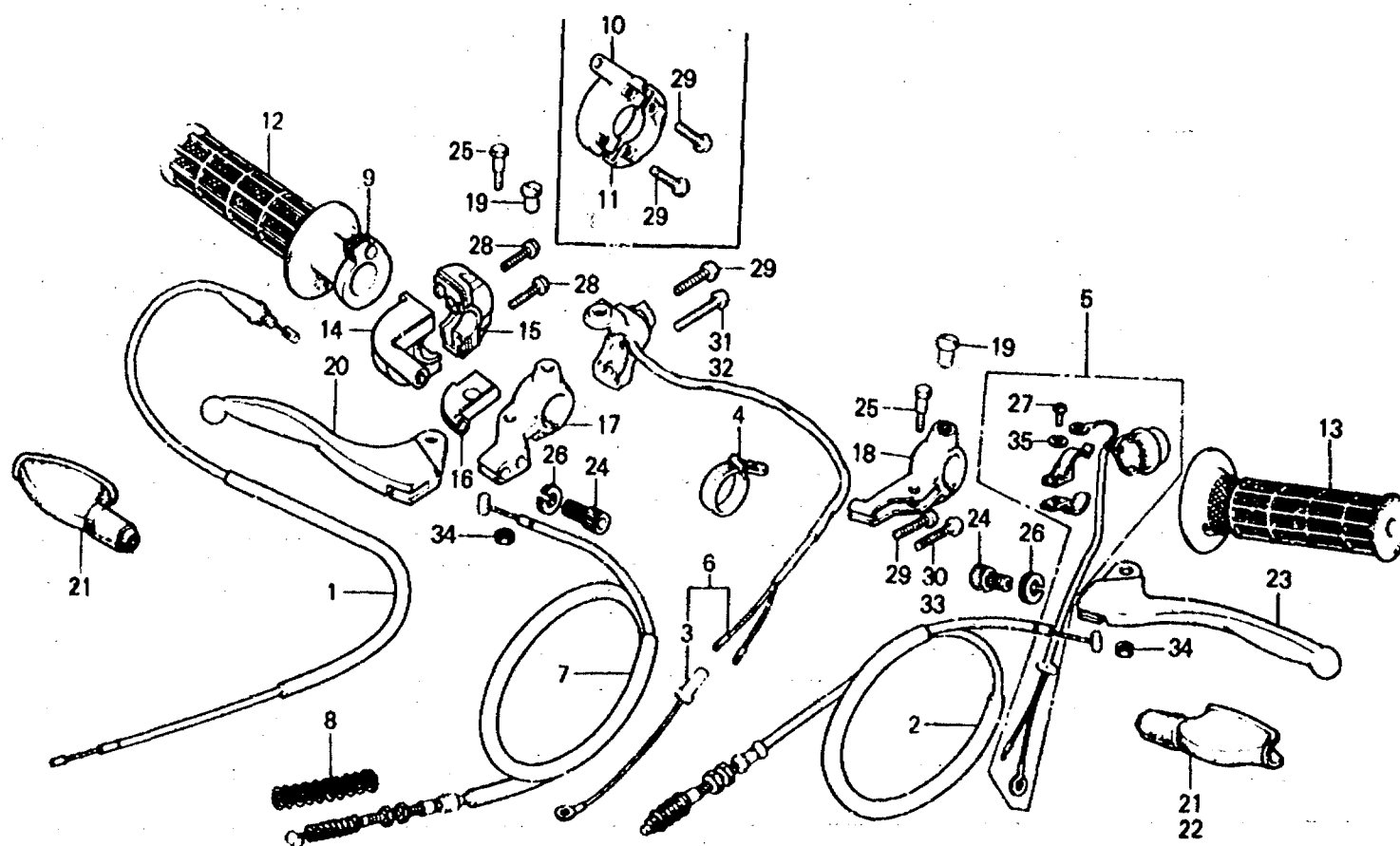
**F-1**

Handle lever • Cable • Switch

Levier de poignée •  
Câble • Interrupteur

Lenkstangenhebel •  
Kabel • Schalter

Palanca de manubrio •  
Cable • Interruptor



B176-30

Service item	F.R.T.	Ref. No.	Part No.	Description	Reqd. No. XRBO					Serial No.	Area code
					2	A	B	C	D		
CABLE COMP., THROTTLE	0.3	1	17910-153-000	CABLE COMP., THROTTLE	1						
CABLE COMP., CLUTCH	0.2		17910-176-670	CABLE COMP., THROTTLE		1	1	1			
SWITCH ASSY., KILL			17910-176-680	CABLE COMP., THROTTLE						1	
SWITCH ASSY., STARTER KILL		2	22870-153-000	CABLE COMP., CLUTCH	1	1					
CABLE COMP., FR. BRAKE			22870-176-770	CABLE COMP., CLUTCH			1	1	1		
PIPE, THROTTLE GRIP		3	32111-153-600	SUB CORD	1	1					
CASE, UPPER		4	32161-404-000	BAND B1, WIRE	1	1	1	1	1		
HOUSING, UPPER THROTTLE		5	35130-176-770	SWITCH ASSY., KILL				1			
BRACKET, R. HANDLE LEVER			35130-176-750	SWITCH ASSY., STARTER KILL					1	1	
BRACKET, L. HANDLE LEVER											
CASE, LOWER	0.1	6	35300-153-303	SWITCH ASSY., KILL	1	1					
GRIP, R. HANDLE		7	45450-152-670	CABLE COMP., FR. BRAKE	1						
GRIP, L. HANDLE			45450-195-670	CABLE COMP., FR. BRAKE			1	1	1		
HOUSING, UNDER THROTTLE			45450-176-680	CABLE COMP., FR. BRAKE							1
LEVER COMP., R. STEERING		8	45454-360-010	SPRING, FR. BRAKE CABLE	1	1	1	1	1		
LEVER COMP., L. STEERING		9	53141-153-000	PIPE, THROTTLE GRIP	1	1	1	1			
			53141-446-000	PIPE, THROTTLE GRIP							1
		10	53143-355-000	CASE, UPPER	1	1	1	1			

**E 3**

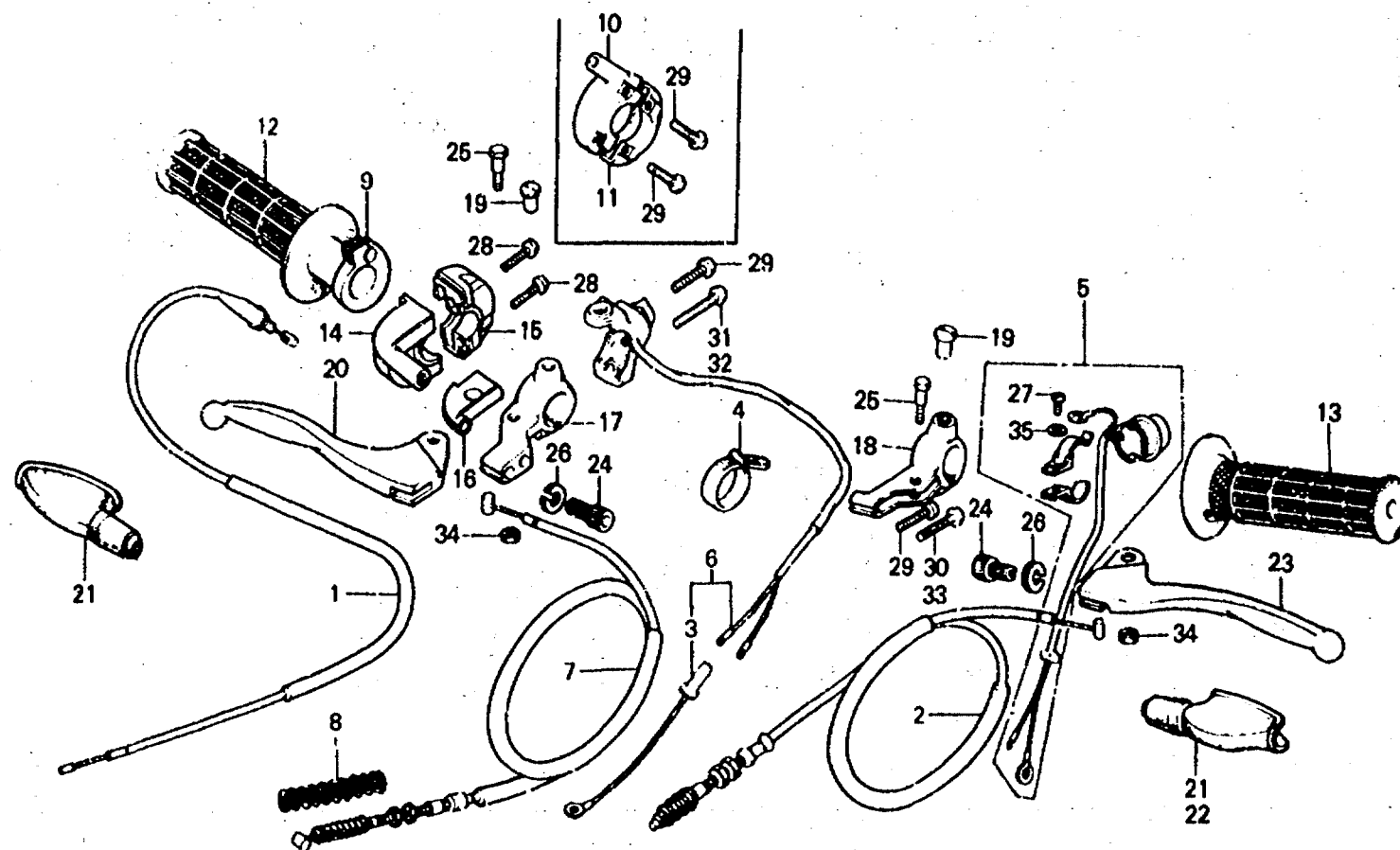
**F-1**

Handle lever • Cable • Switch

Levier de poignée •  
Câble • Interrupteur

Lenkstangenhebel •  
Kabel • Schalter

Palanca de manubrio •  
Cable • Interruptor



B176-30

Service item	F.R.T.	Ref. No.	Part No.	Description	Reqd. No. XR80					Serial No.	Area code
					Z	A	B	C	D		
		11	53144-355-000	CASE, LOWER	1	1	1	1			
		12	53165-430-000	GRIP, R. HANDLE	1	1	1	1	1		
		13	53166-430-000	GRIP, L. HANDLE	1	1	1	1	1		
		14	53167-KA2-000	HOUSING, UPPER THROTTLE					1		
		15	53168-KA2-000	HOUSING, UNDER THROTTLE					1		
		16	53169-KA2-000	SLIDER, THROTTLE					1		
		17	53171-312-003	BRACKET, R. HANDLE LEVER	1	1	1				
			53171-357-000	BRACKET, R. HANDLE LEVER				1	1		
		18	53172-310-010	BRACKET, L. HANDLE LEVER	1	1	1				
			53172-357-000	BRACKET, L. HANDLE LEVER				1	1		
		19	53174-116-670	PLUG, HANDLE LEVER BRACKET	1	2	2	2	2		
		20	53175-149-000	LEVER COMP., R. STEERING HANDLE	1	1	1	1	1		

**E 4**

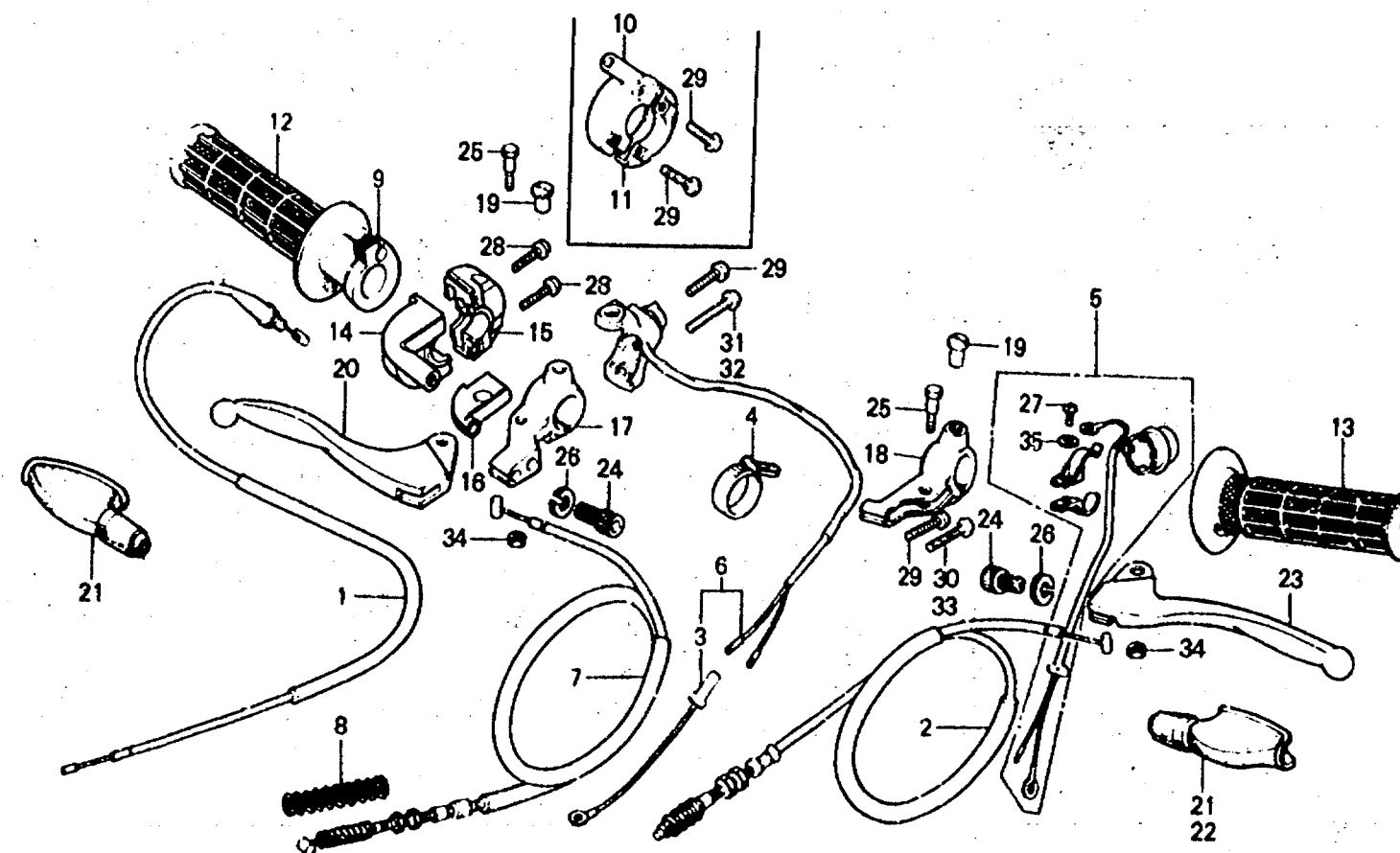
**F-1**

Handle lever • Cable • Switch

Levier de poignée •  
Câble • Interrupteur

Lenkstangenhebel •  
Kabel • Schalter

Palanca de manubrio •  
Cable • Interruptor



B176-30

Service item	F.R.T.	Ref. No.	Part No.	Description	Reqd. No.					Serial No.	Area code
					Z	A	B	C	D		
		21	53176-430-000	COVER, HANDLE LEVER	2	2					
			53176-430-010	COVER, R. HANDLE LEVER			1	1	1		
		22	53177-430-000	COVER, L. HANDLE LEVER			1	1	1		
		23	53178-149-000	LEVER COMP., L. STEERING	1	1	1	1	1		
				HANDLE							
		24	53192-268-000	BOLT, CLUTCH WIRE ADJUSTING	2	2	2	2	2		
		25	90114-310-000	BOLT, HANDLE LEVER PIVOT	2						
			90114-428-870	BOLT, HANDLE LEVER PIVOT		2	2	2	2		
		26	90321-315-670	NUT, FIXING	2	2	2	2	2		
		27	93500-04012-1A	SCREW, PAN, 4X12			1	1	1		
		28	93500-05016-0A	SCREW, PAN, 5X16					2		
		29	93500-05020-0A	SCREW, PAN, 5X20	2	2	2	4	2		
		30	93500-06025	SCREW, PAN, 6X25		1	1				
		31	93500-06025-1A	SCREW, PAN, 6X25	1						

1982.07.20

E

E4

**E 5**

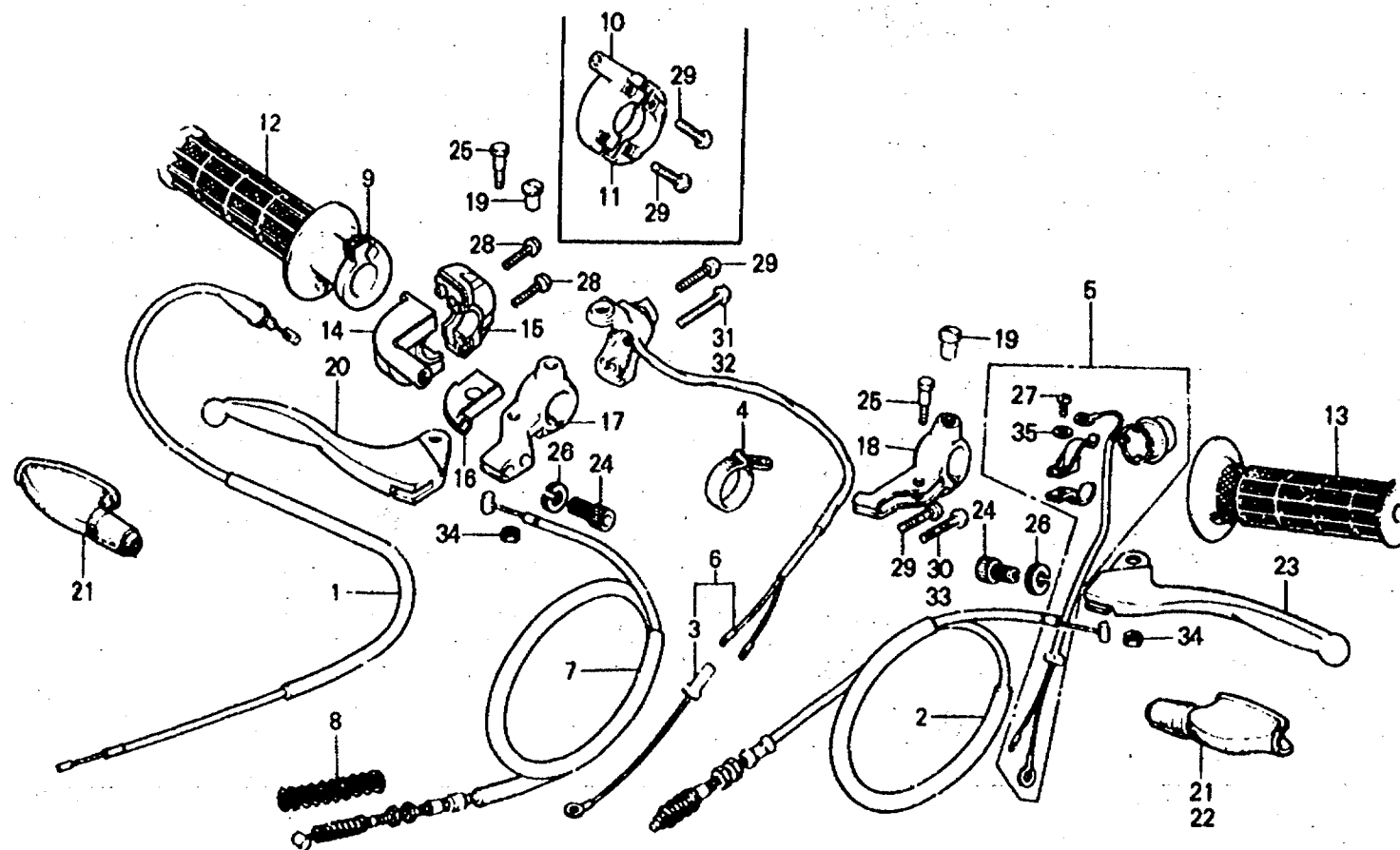
**F-1**

Handle lever • Cable • Switch

Levier de poignée •  
Câble • Interrupteur

Lenkstangenhebel •  
Kabel • Schalter

Palanca de manubrio •  
Cable • Interruptor



B176-30

Service item	F.R.T.	Ref. No.	Part No.	Description	Reqd. No.					Serial No.	Area code
					Z	A	B	C	D		
		32	93500-06028	SCREW, PAN, 6X28	2	2	2	2			
		33	93500-06028-1A	SCREW, PAN, 6X28	1						
		34	94001-06000	NUT, HEX., 6MM	2	2	2	2	2		
		35	94111-04000	WASHER, SPRING, 4MM			1	1	1		

1982.07.20

E

113

**E 6**

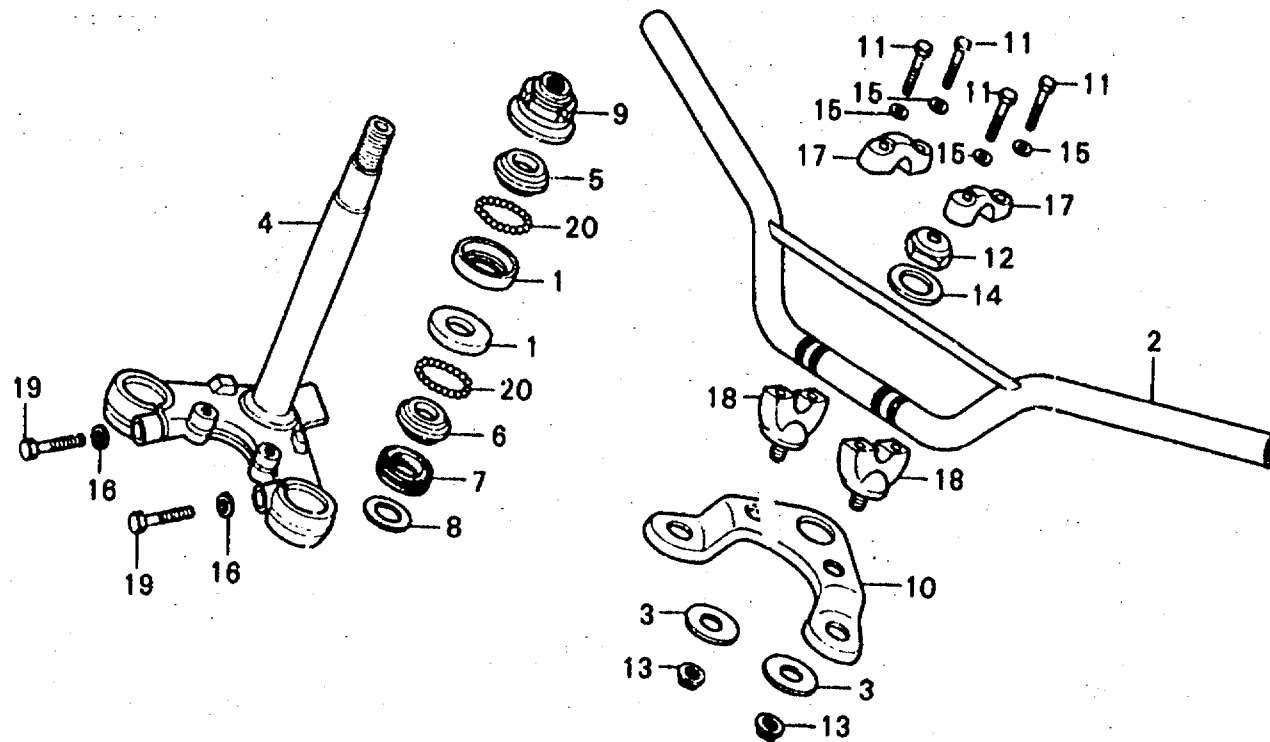
**F-2**

Handle pipe • Top bridge •  
Steering stem  
(XR80Z•A•B•C)

Guidon • Haut de fourche  
Tige de direction  
(XR80Z•A•B•C)

Lenkrohr • Obere Brücke •  
Steuerkopfschaft  
(XR80Z•A•B•C)

Tubo do manubrio • Puente superior •  
Varilla de dirección  
(XR80Z•A•B•C)



8176-7

Service item	F.R.T.	Ref. No.	Part No.	Description	Reqd. No.				Serial No.	Area code
					Z	A	B	C		
RACE, STEERING TOP BALL (ONE OR ALL)	0.6	1	50301-041-000	RACE, STEERING TOP BALL	2	2	2	2		
PIPE, STEERING HANDLE		2	53100-153-600	PIPE, STEERING HANDLE	1	1	1	1		
RACE, STEERING BOTTOM CONE		3	53135-028-000	SEAT, HANDLE CUSHION	2	2	2	2		
PIPE, STEERING HANDLE	0.4	4	53200-176-000	STEM COMP., STEERING	1	1	1	1		
RACE, STEERING TOP CONE		5	53211-028-000	RACE, STEERING TOP CONE	1	1	1	1		
THREAD COMP., STEERING HANDLE TOP		6	53212-030-000	RACE, STEERING BOTTOM CONE	1	1	1	1		
BRIDGE, FR. FORK TOP		7	53214-001-010	DUST SEAL, STEERING HEAD	1	1	1	1		
STEM COMP., STEERING	0.7	8	53215-001-000	WASHER, STEERING HEAD	1	1	1	1		
HOLDER B2, HANDLE PIPE UNDER (ONE OR ALL)	0.2	9	53220-098-670	THREAD COMP., STEERING HANDLE TOP	1	1	1	1		
		10	53231-116-670CT	DUST SEAL	1	1	1			
			53231-116-670ZB	BRIDGE, FR. FORK TOP						
				BRIDGE, FORK TOP *NH-105*				1		

**E 7**

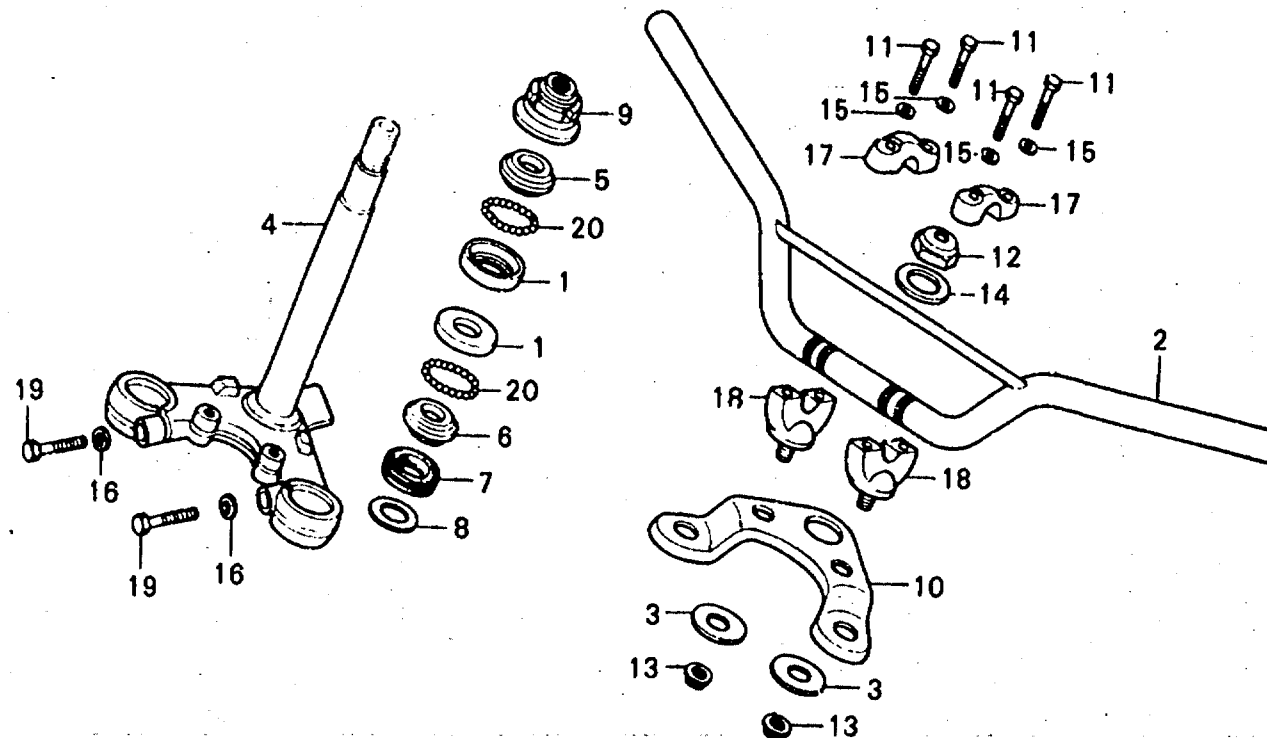
**F-2**

Handle pipe • Top bridge •  
Steering stem (XR80z•A•B•C)

Guidon • Haut de fourche  
Tige de direction (XR80z•A•B•C)

Lenkrohr • Obere Brücke •  
Steuerkopfschaft (XR80z•A•B•C)

Tubo do manuvrio •  
Puente superior •  
Varilla de dirección (XR80z•A•B•C)



8176-7

Service item	F.R.T.	Ref. No.	Part No.	Description	Reqd. No. XR80				Serial No.	Area code
					Z	A	B	C		
		11	90117-065-000	BOLT, HEX., 6X28	4	4	4	4		
		12	90304-355-000	NUT, STEERING STEM	1					
			90305-427-770	NUT, STEERING STEM		1	1	1		
		13	90354-115-000	NUT, HEX., 10MM	2	2	2	2		
		14	90503-153-000	WASHER, STEERING STEM	1					
			90503-011-000	WASHER, STEERING STEM		1	1	1		
		15	94101-06000	WASHER, PLAIN, 6MM	4	4	4	4		
		16	94101-08000	WASHER, PLAIN, 8MM	2	2	2	2		
		17	95014-21201	HOLDER A2, HANDLE PIPE UPPER	2	2	2	2		
		18	95014-32200	HOLDER B2, HANDLE PIPE UNDER	2	2	2	2		
		19	95300-08035-00	BOLT, HEX., 8X35	2	2	2	2		
		20	96211-06000	BALL, STEEL, #6 (3/16)	42	42	42	42		

1982.07.20

E

E7



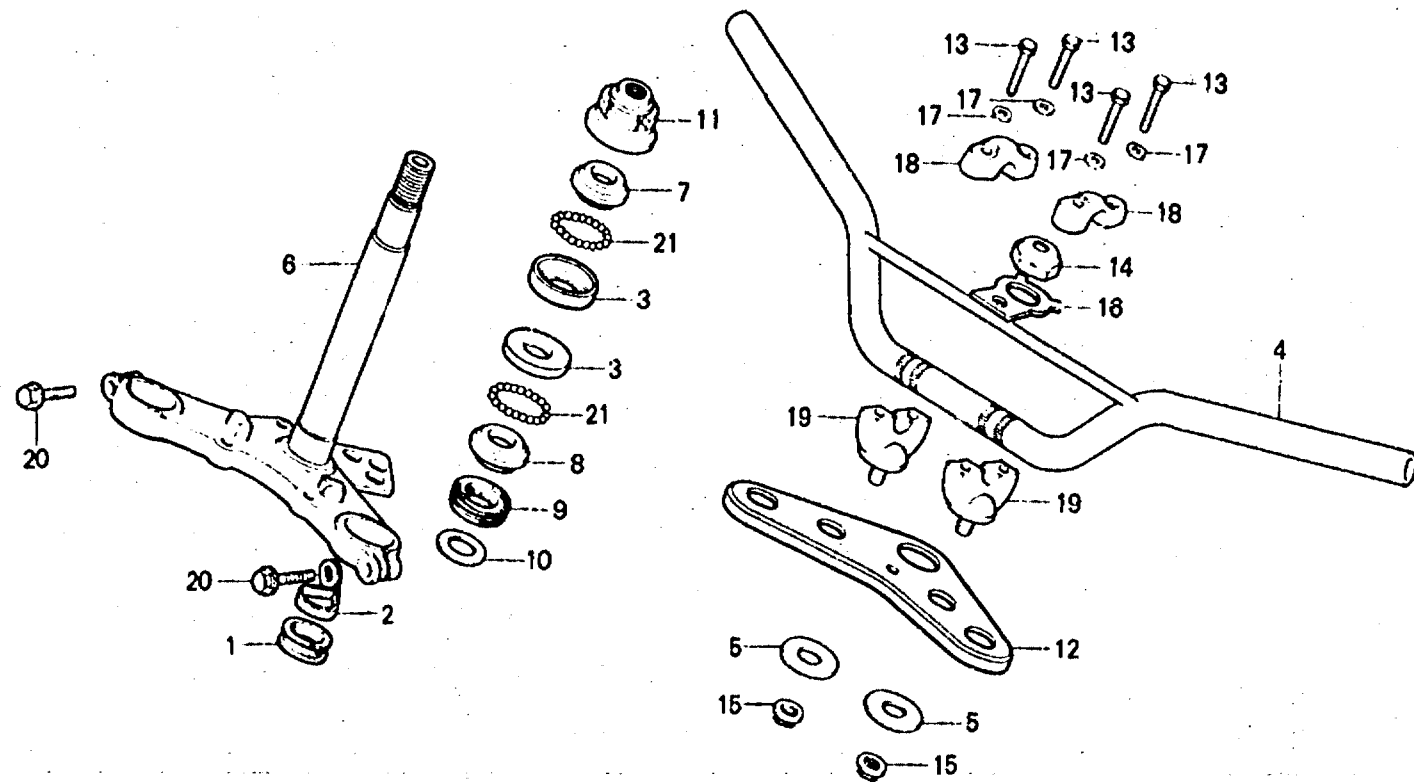
# F-2-1

Handle pipe • Top bridge •  
Steering stem (XR80d)

Guidon • Haut de fourche  
Tige de direction (XR80d)

Lenkrohr • Obere Brücke •  
Steuerkopfschaft (XR80d)

Tubo do manubrio •  
Puente superior •  
Varilla de dirección (XR80d)



B176-31

Service item	F.R.T.	Ref. No.	Part No.	Description	Regd. No. XR80					Serial No.	Area code
					Z	A	B	C	D		
RACE, STEERING TOP BALL (ONE OR ALL)	0.6	1	45466-329-000	INNER, CABLE GUIDE						1	
		2	45468-KA8-710	GUIDE, BRAKE CABLE UNDER						1	
RACE, STEERING BOTTOM CONE		3	50301-041-000	RACE, STEERING TOP BALL						2	
PIPE, STEERING HANDLE	0.4	4	53100-176-680	PIPE, STEERING HANDLE						1	
RACE, STEERING TOP CONE		5	53135-028-000	SEAT, HANDLE CUSHION						2	
THREAD COMP., STEERING HANDLE TOP		6	53200-KA8-710	STEM COMP., STEERING						1	
BRIDGE, FORK TOP		7	53211-028-000	RACE, STEERING TOP CONE						1	
STEM COMP., STEERING	0.7	8	53212-030-000	RACE, STEERING BOTTOM CONE						1	
HOLDER B2, HANDLE PIPE UNDER	0.2	9	53214-001-010	DUST SEAL, STEERING HEAD						1	
(ONE OR ALL)		10	53215-001-000	WASHER, STEERING HEAD DUST SEAL						1	
		11	53220-098-670	THREAD COMP., STEERING HANDLE TOP						1	
		12	53231-195-730	BRIDGE, FORK TOP						1	



**E 9**

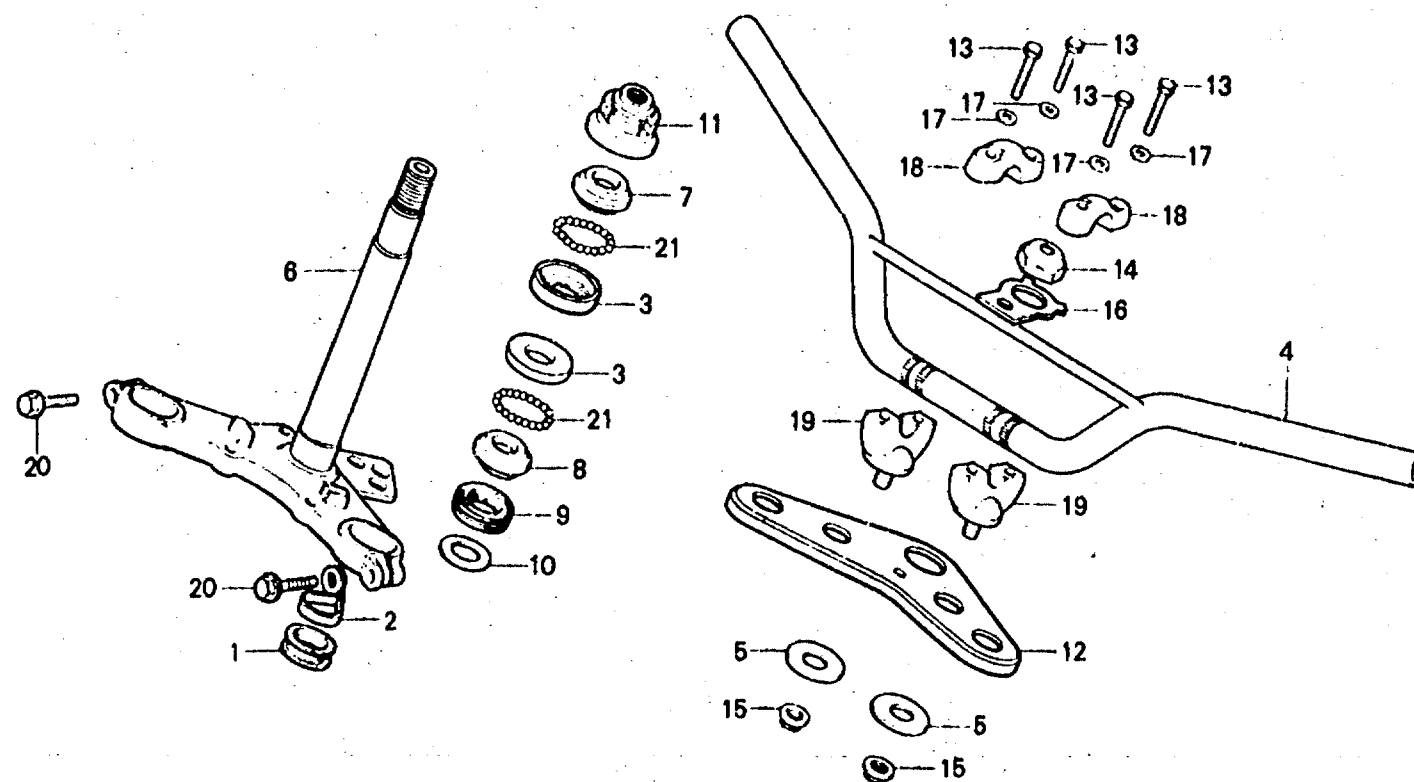
**F-2-1**

Handle pipe • Top bridge •  
Steering stem (XR80D)

Guidon • Haut de fourche  
Tige de direction (XR80D)

Lenkrohr • Obere Brücke •  
Steuerkopfschaft (XR80D)

Tubo do manubrio •  
Puente superior •  
Varilla de dirección (XR80D)



B176-31

Service item	F.R.T.	Ref. No.	Part No.	Description	Reqd. No. XR80					Serial No.	Area code
					Z	A	B	C	D		
		13	90117-065-000	BOLT, HEX., 6X28					4		
		14	90305-427-770	NUT, STEERING STEM					1		
		15	90354-115-000	NUT, HEX., 10MM					2		
		16	90503-KA8-000	WASHER, STEERING STEM					1		
		17	94101-06000	WASHER, PLAIN, 6MM					4		
		18	95014-21201	HOLDER A2, HANDLE PIPE UPPER					2		
		19	95014-32200	HOLDER B2, HANDLE PIPE UNDER					2		
		20	95700-08035-00	BOLT, FLANGE, 8X35					2		
		21	96211-06000	BALL, STEEL, #6 (3/16)					42		

**E 10**

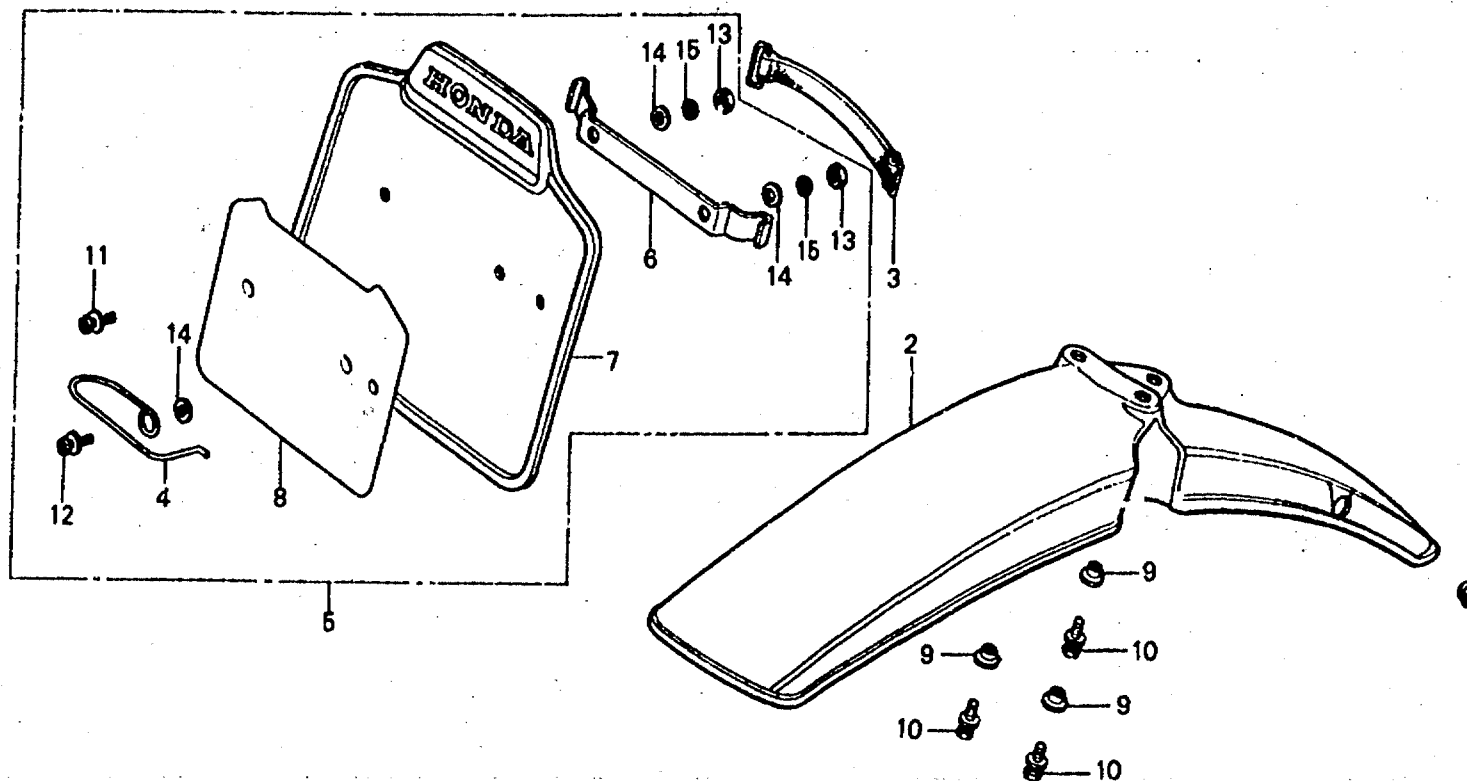
**F-3**

Front fender • Number plate  
(XR80z•A•B•C)

Garde-boue avant •  
Plaque de numero  
(XR80z•A•B•C)

Vorderer Kotflügel •  
Nummernschild  
(XR80z•A•B•C)

Parafango delantero •  
Placa numero  
(XR80z•A•B•C)



B176-8A

Service item	F.R.T.	Ref. No.	Part No.	Description	Reqd. No. XR80				Serial No.	Area code
					Z	A	B	C		
FENDER COMP., FR. PLATE ASSY., FR. NUMBER (INC. RELATIVE PART)	0.1	1	50318-041-600	PLUG, USELESS HOLE	1	1				
			70503-538-010	GROMMET B, DRAIN HOLE			1	1		
		2	61100-152-670ZB	FENDER COMP., FR. #R-23*	1	1	1	1		
		3	61133-131-000	BAND, FR. NUMBER PLATE	1	1	1	1		
		4	61138-357-000	GUIDE, CABLE	1	1	1	1		
		5	64110-176-000	PLATE ASSY., FR. NUMBER	1	1	1			
		6	64111-176-000	STAY, FR. NUMBER PLATE	1	1	1	1		
		7	64113-176-000	PLATE, FR. NUMBER	1	1	1			
			64113-176-750ZA	PLATE, FR. NUMBER #R-23*				1		
		8	64114-176-750	SHEET, FR. NUMBER					1	
		9	90522-028-000	WASHER, CHAIN CASE SETTING	3	3	3	3		
		10	93481-06012-08	BOLT-WASHER, 6X12	3	3	3	3		
		11	93891-05012-10	SCREW-WASHER, 5X12	1	1	1	1		
		12	93891-05016-10	SCREW-WASHER, 5X16	1	1	1	1		
13	94002-05000-05	NUT, HEX., 5MM	2	2	2	2				
14	94101-05000	WASHER, PLAIN, 5MM	3	3	3	3				

1982.07.20

E

E10

**E 11**

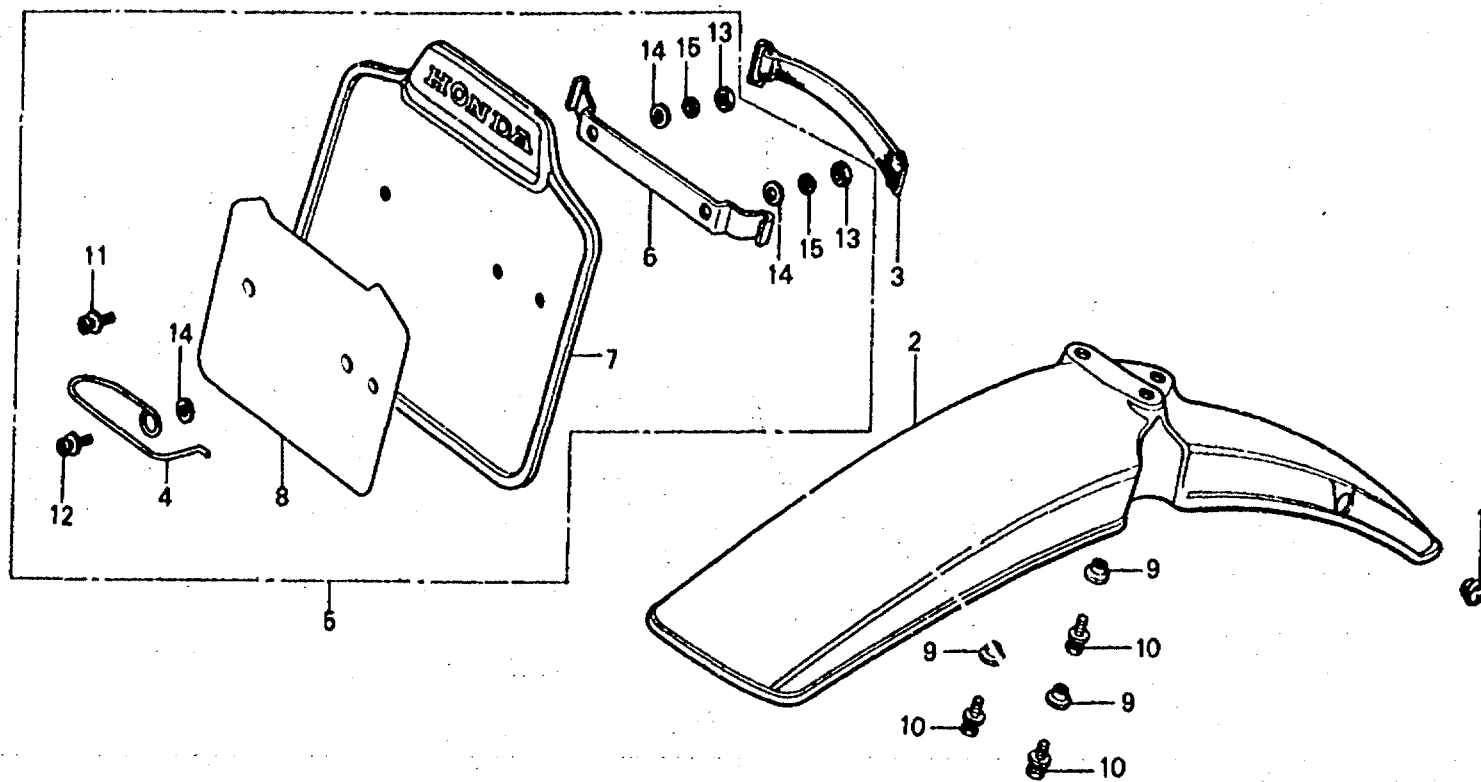
**F-3**

**Front fender • Number plate  
(XR80z•A•B•C)**

**Garde-boue avant •  
Plaque de numero  
(XR80z•A•B•C)**

**Vorderer Kotflügel •  
Nummernschild  
(XR80z•A•B•C)**

**Parafango delantero •  
Placa numero  
(XR80z•A•B•C)**



B176-8A

Service item	F.R.T.	Ref. No.	Part No.	Description	Regd. No. XR80				Serial No.	Area code
					Z	A	B	C		
		15	94111-05000	WASHER, SPRING, 5MM	2	2	2	2		

1982.07.20

E

E11

**E 12**

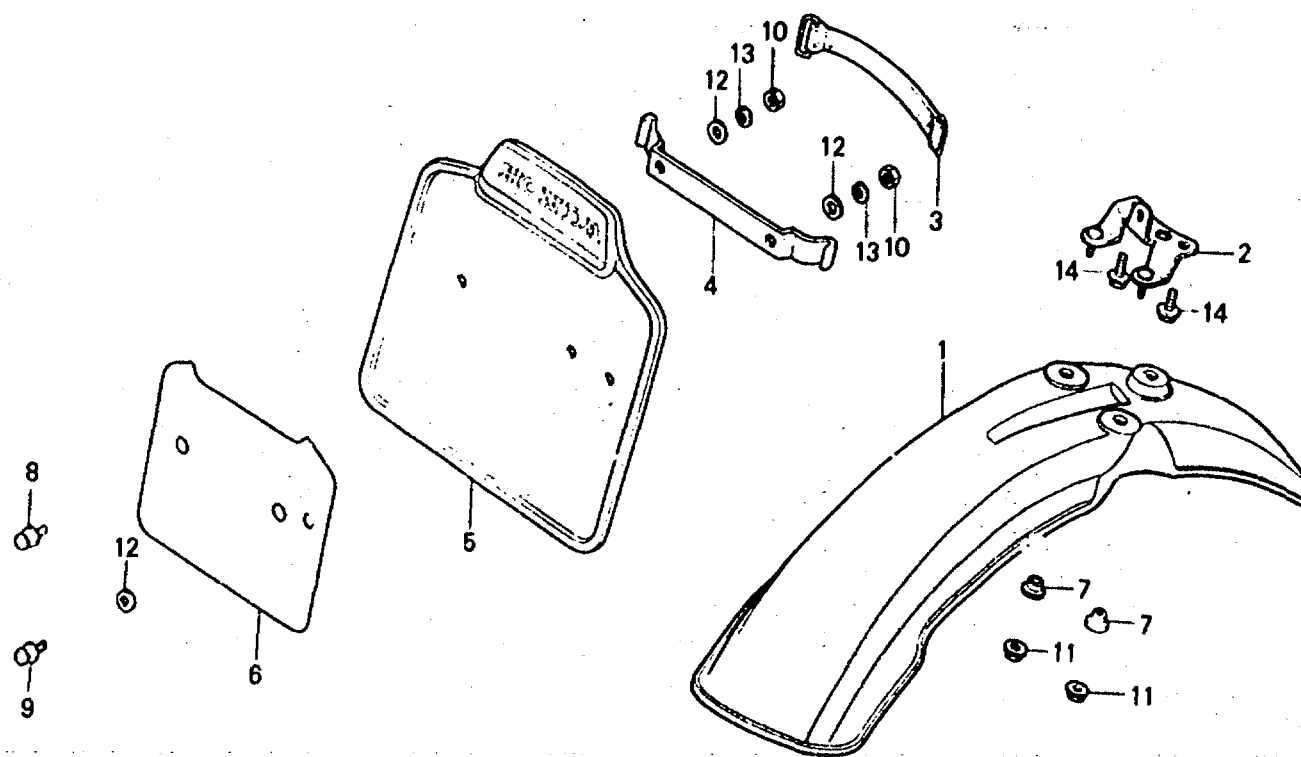
**F-3-1**

Front fender • Number plate  
(XR80d)

Garde-boue avant •  
Plaque de numero  
(XR80d)

Vorderer Kotflügel •  
Nummernschild  
(XR80d)

Parafango delantero •  
Placa numero  
(XR80d)



B176-32

Service item	F.R.T.	Ref. No.	Part No.	Description	Reqd. No.					Serial No.	Area code
					Z	A	B	C	D		
FENDER, FR. STAY, FR. NUMBER PLATE	0.1	1	61100-195-7302B	FENDER, FR. *R-119*					1		
		2	61102-195-7302A	STAY, FR. FENDER *NH-1*					1		
		3	61133-KA9-680	BAND, FR. NUMBER PLATE					1		
		4	64111-KA9-680	STAY, FR. NUMBER PLATE					1		
		5	64113-176-7502B	PLATE, FR. NUMBER *R-119*					1		
		6	64114-176-680	SHEET, FR. NUMBER					1		
		7	90122-463-770	COLLAR, UNDER COWL SETTING					2		
		8	93891-05012-10	SCREW-WASHER, 5X12					1		
		9	93891-05016-10	SCREW-WASHER, 5X16					1		
		10	94002-05000-0S	NUT, HEX., 5MM					2		
		11	94050-06000	NUT, FLANGE, 6MM					2		
		12	94101-05000	WASHER, PLAIN, 5MM					3		
		13	94111-05000	WASHER, SPRING, 5MM					2		
		14	95700-06012-00	BOLT, FLANGE, 6X12					3		

1982.07.20

E

E12

**E 13**

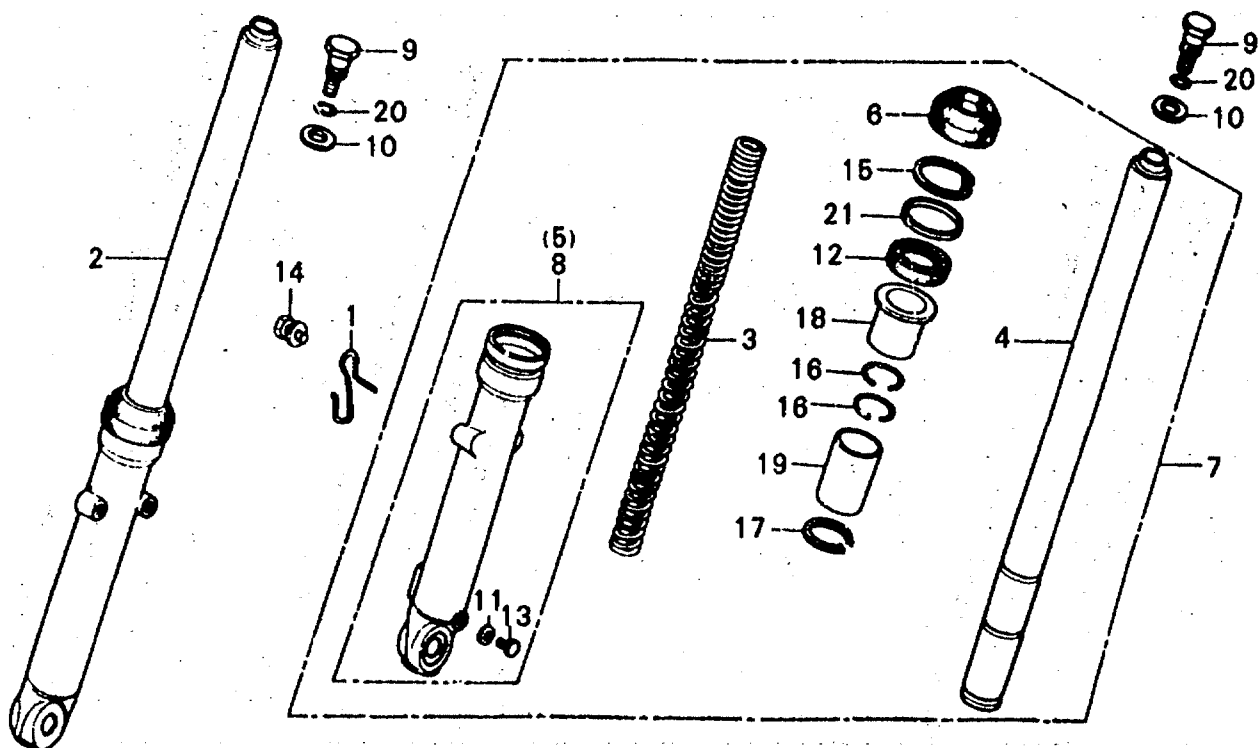
**F-4**

Front fork  
(XR80Z·A·B·C)

Fourche avant  
(XR80Z·A·B·C)

Vordergabel  
(XR80Z·A·B·C)

Horquilla delantero  
(XR80Z·A·B·C)



B176-9

Service item	F.R.T.	Ref. No.	Part No.	Description	Requ. No. XR80					Serial No.	Area code
					Z	A	B	C	D		
FORK ASSY., FR. (ADD 0.1 FOR EACH.)	0.4	1	45469-364-670	CLIP, FR. BRAKE CABLE	1	1	1	1			
SPRING, FR. CUSHION (ADD 0.2 FOR EACH.)	0.6	2	51400-153-0032B	FORK ASSY., R. FR. *NH-35M*	1	1	1	1			
PIPE COMP., FR. FORK (ADD 0.3 FOR EACH.)		3	51400-153-0132B	51400-153-0132B FLRK ASSY., R. FR. *NH-35M*		1	1	1			
CASE COMP., FORK BOTTOM (ADD 0.2 FOR EACH.)		4	51401-153-003	SPRING, FR. CUSHION	2	2	2	2			
OIL SEAL, FR. FORK, 27X39X10.5 (ADD 0.2 FOR EACH.)		5	51410-153-003	PIPE COMP., FR. FORK	2	2	2	2			
		5	51420-153-0032B	CASE COMP., R. FORK BOTTOM *NH-35M*	1	1	1	1			
		6	51425-118-013	DUST SEAL, FR. FORK (ARA)	2	2	2	2			
			51425-118-023	DUST SEAL, FR. FORK (ARA)		2	2	2			
		7	51500-153-0032B	FORK ASSY., L. FR. *NH-35M*	1	1	1	1			
			51500-153-0132B	51500-153-0132B FORK ASSY., L. FR. *NH-35M*		1	1	1			

**E 14**

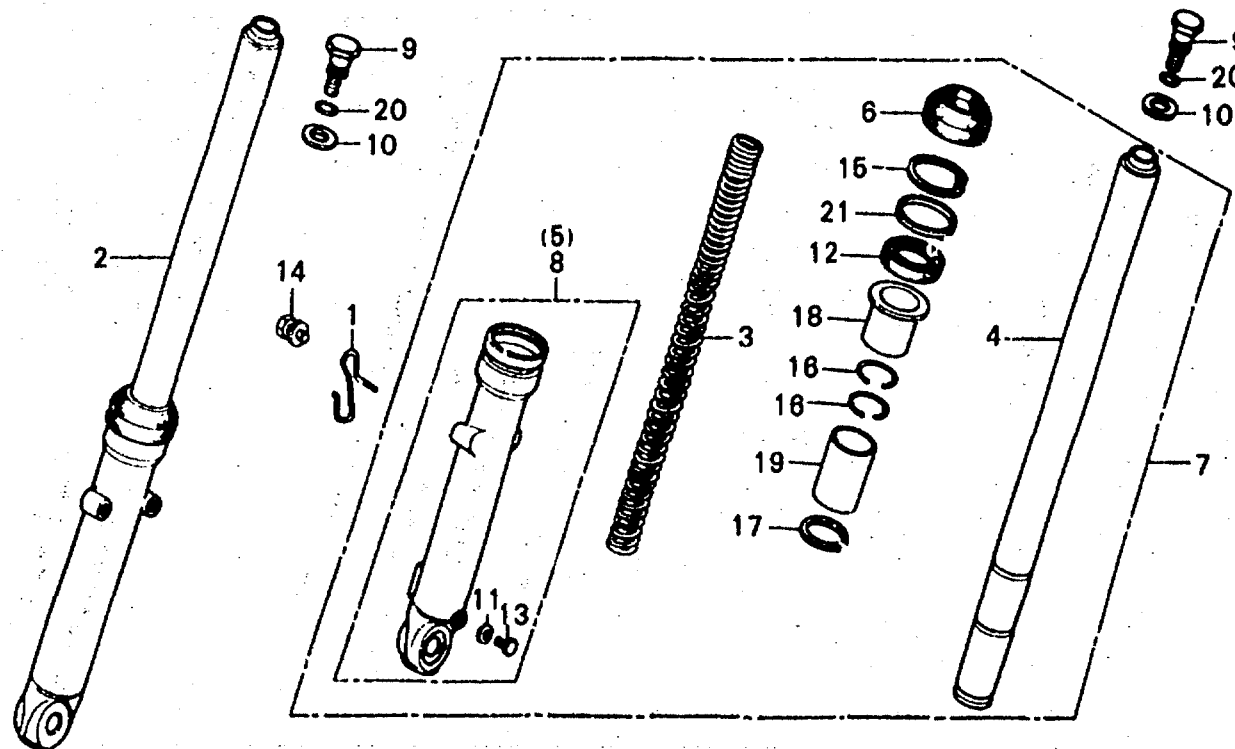
**F-4**

Front fork  
(XR80Z·A·B·C)

Fourche avant  
(XR80Z·A·B·C)

Vordergabel  
(XR80Z·A·B·C)

Horquilla delantero  
(XR80Z·A·B·C)



B176-9

Service item	F.R.T.	Ref. No.	Part No.	Description	Reqd. No.				Serial No.	Area code
					Z	A	B	C		
		8	51520-153-0032B	CASE COMP., L. FORK BOTTOM *NH-35M*	1	1	1	1		
		9	90123-153-000	BOLT, FR. FORK	2	2	2	2		
		10	90516-153-000	WASHER, FORK BOLT	2	2	2	2		
		11	90543-273-000	PACKING, FR. FORK DRAIN COCK	2	2	2	2		
		12	90756-118-003	OIL SEAL, FR. FORK, 27X39X10.5	2	2	2	2		
		13	92000-06008	BOLT, HEX., 6X8	2	2	2	2		
		14	93481-06012-08	BOLT-WASHER, 6X12	1	1	1	1		
		15	94521-40000	CIRCLIP, INTERNAL, 40	2	2	2	2		
		16	94570-27000	RING A, SNAP, 27MM	4	4	4	4		
		17	94580-27000	RING B, SNAP, 27MM	2	2	2	2		
		18	94602-27101	GUIDE, FORK PIPE, 27MM	2	2	2	2		
		19	94603-27002	PISTON, FORK, 27MM	2	2	2	2		
		20	94608-10000	O-RING, 8.4X2.4	2	2	2	2		
		21	94609-30000	RING, BACK UP, 30MM	2	2	2	2		

**E 15**

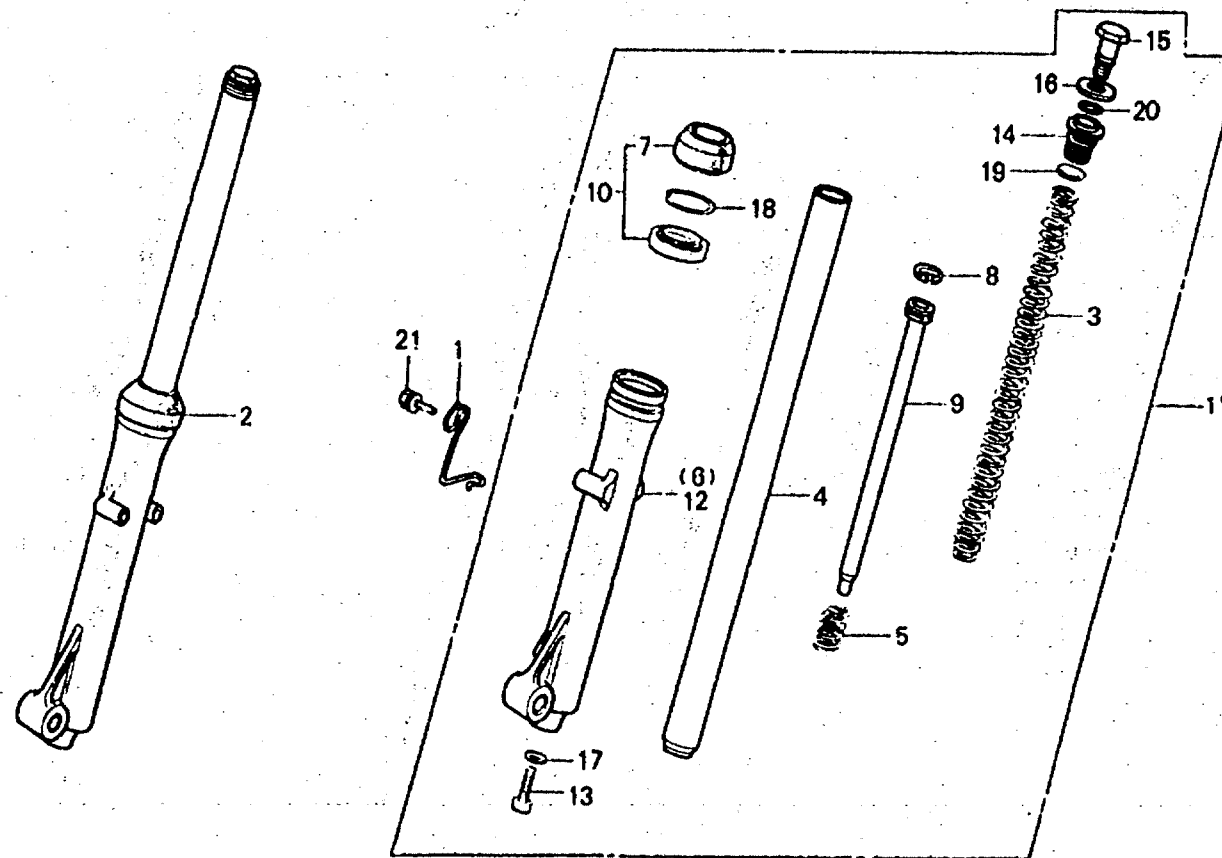
**F-4-1**

**Front fork  
(XR80d)**

**Fourche avant  
(XR80d)**

**Vordergabel  
(XR80d)**

**Horquilla delantero  
(XR80d)**



8176-33

Service item	F.R.T.	Ref. No.	Part No.	Description	Reqd. No.					Serial No.	Area code
					Z	A	B	C	D		
FORK ASSY., FR. (ADD 0.1 FOR EACH.)	0.4	1	45469-KA9-680	CLIP, FR. BRAKE CABLE						1	
SPRING, FR. CUSHION (ADD 0.1 FOR EACH.)	0.3	2	51400-195-731	FORK ASSY., R. FR.						1	
PIPE COMP., FR. FORK (ADD 0.3 FOR EACH.)	0.6	3	51401-195-731	SPRING, FR. CUSHION						2	
CASE, FR. FORK BOTTOM (ADD 0.4 FOR EACH.)	0.7	4	51410-195-731	PIPE COMP., FR. FORK						2	
SEAL SET, FR. FORK (ADD 0.4 FOR EACH.)		5	51412-KA8-711	SPRING, REBOUND						2	
		6	51421-KA8-711	CASE, R. FR. FORK BOTTOM						1	
		7	51425-149-841	DUST SEAL, FR. FORK						2	
		8	51437-383-721	RING, PISTON (SHOWA)						2	
		9	51470-KA8-711	PIPE, SEAT						2	
		10	51490-149-840	SEAL SET, FR. FORK						2	
		11	51500-195-731	FORK ASSY., L. FR.						1	
		12	51521-KA8-711	CASE, L. FR. FORK BOTTOM						1	
		13	90116-383-721	BOLT, SOCKET, 8MM (SHOWA)						2	
		14	90123-195-731	BOLT A, FR. FORK						2	
		15	90124-195-731	BOLT B, FR. FORK						2	

1982.07.20

E

E15

E 16

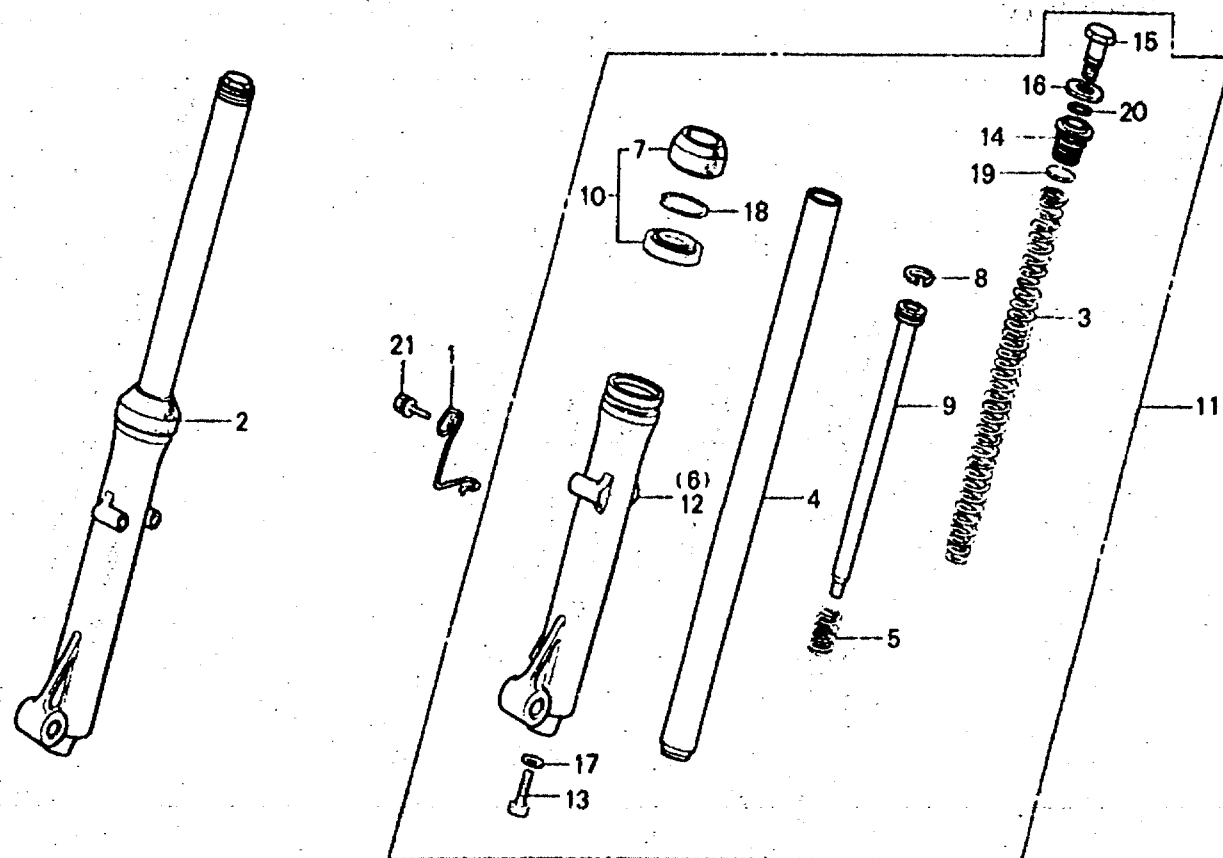
F-4-1

Front fork  
(XR80d)

Fourche avant  
(XR80d)

Vordergabel  
(XR80d)

Horquilla delantero  
(XR80d)



B176-33

Service item	F.R.T.	Ref. No.	Part No.	Description	Regd. No. XR80				Serial No.	Area code
					Z	A	B	C		
		16	90522-195-731	WASHER, FORK BOLT					2	
		17	90544-283-000	WASHER, SPECIAL, 8MM					2	
		18	90601-383-721	RING, OIL SEAL STOPPER (SHOWA)					2	
		19	91256-383-721	O-RING, 17.8X2.4 (SHOWA)					2	
		20	91356-GE2-003	O-RING, 9.8X1.9					2	
		21	93481-06012-08	BOLT-WASHER, 6X12					1	



**F 1**

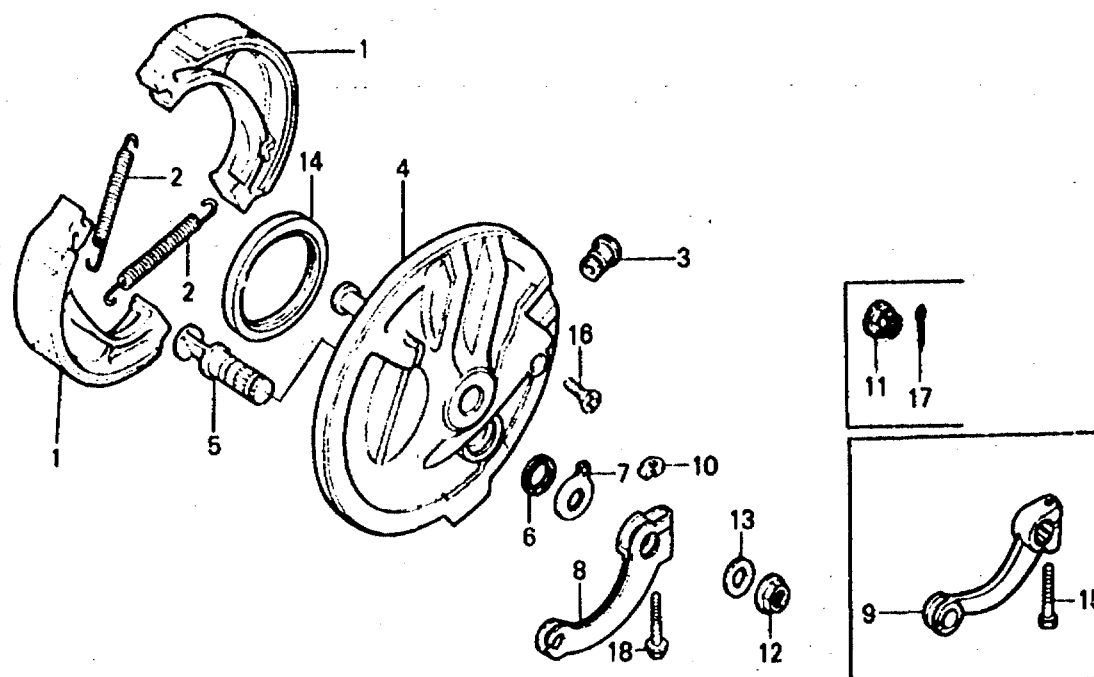
**F-5**

Front brake panel

Plateau de frein avant

Vorderradbremssankerplatte

Panel de freno delantero



B176-34

Service item	F.R.T.	Ref. No.	Part No.	Description	Reqd. No. XR80					Serial No.	Area code
					Z	A	B	C	D		
SHOE COMP., BRAKE (ONE OR ALL)	0.4	1	43120-365-671	SHOE COMP., BRAKE (JB)	2	2	2	2	2		
			43120-365-672	SHOE COMP., BRAKE (ASK)	2	2	2	2	2		
PANEL SUB COMP., FR. BRAKE (INC. RELATIVE PART)	0.1	2	43151-110-000	SPRING, BRAKE SHOE	2	2	2	2	2		
			44835-365-670	CAP, GEAR BOX HOLE	1	1	1	1	1		
ARM, FR. BRAKE	0.1	4	45100-153-600ZA	PANEL COMP., FR. BRAKE	1	1	1	1	1		
			45010-167-010	PANEL SUB COMP., FR. BRAKE							1
		5	45131-400-000	CAM, FR. BRAKE	1						5023064
			45131-400-010	CAM, FR. BRAKE	1						5023065
		6	45134-250-000	DUST SEAL, BRAKE CAM	1	1	1	1	1		
			45145-400-000	INDICATOR, FR. BRAKE	1	1	1	1	1		
		7	45145-GC5-000	INDICATOR, FR. BRAKE							1
			45410-195-670	ARM, FR. BRAKE		1	1	1			
		8	45410-KA8-710	ARM, FR. BRAKE							1
			45410-400-000	ARM, FR. BRAKE	1						

**F 2**

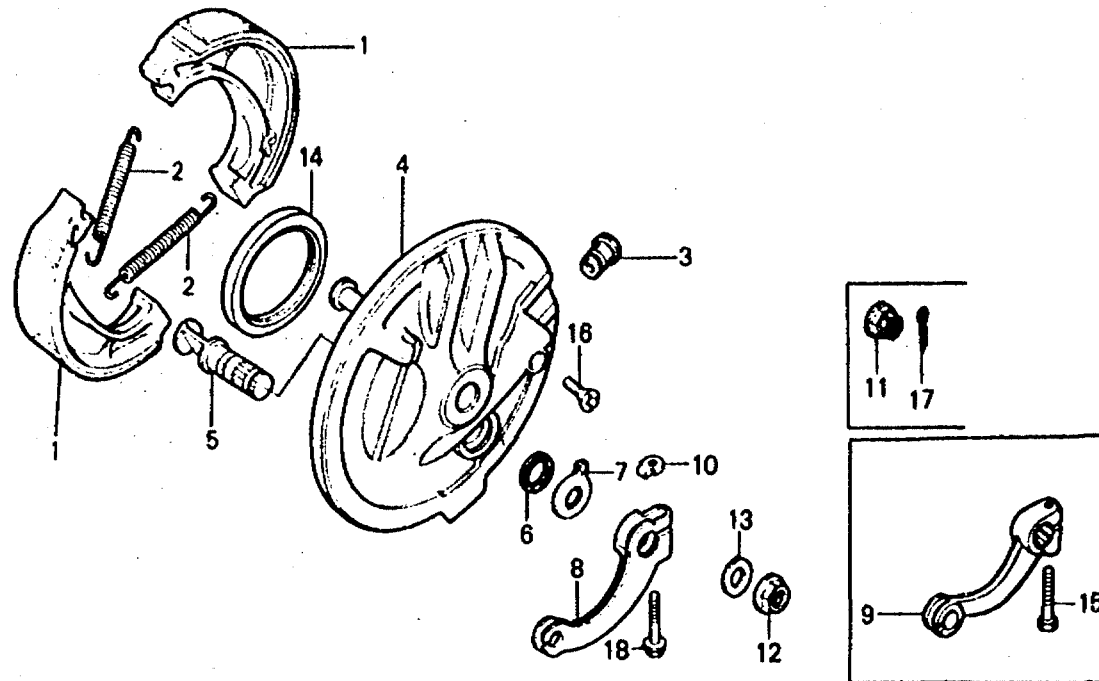
**F-5**

Front brake panel

Plateau de frein avant

Vorderradbremssankerplatte

Panel de freno delantero



B176-34

Service item	F.R.T.	Ref. No.	Part No.	Description	Reqd. No. XR80					Serial No.	Area code
					Z	A	B	C	D		
		10	45436-001-000	NUT, FR. BRAKE ARM SETTING	1	1	1				
			45436-GC5-000	NUT, FR. BRAKE ARM SETTING							1
		11	90305-051-000	NUT, RR. AXLE	1	1	1	1			
		12	90306-181-761	NUT, FLANGE, 12MM							1
		13	90528-229-000	WASHER, 12.5MM	1	1	1	1			
			94101-12000	WASHER, PLAIN, 12MM							1
		14	91251-121-003	OIL SEAL, 47X60X7	1	1	1	1	1		
			91251-361-003	OIL SEAL, 47X60X7	1	1	1	1	1		
		15	92000-06025	BOLT, HEX., 6X25	1						
		16	93700-05018-0A	SCREW, OVAL, 5X18	1	1	1	1	1		
		17	94201-30250	PIN, SPLIT, 3.0X25	1	1	1	1			
		18	95700-06032-00	BOLT, FLANGE, 6X32		1	1	1			
			95700-06032-08	BOLT, FLANGE, 6X32							1

1982.07.20

E

F2

**F 3**

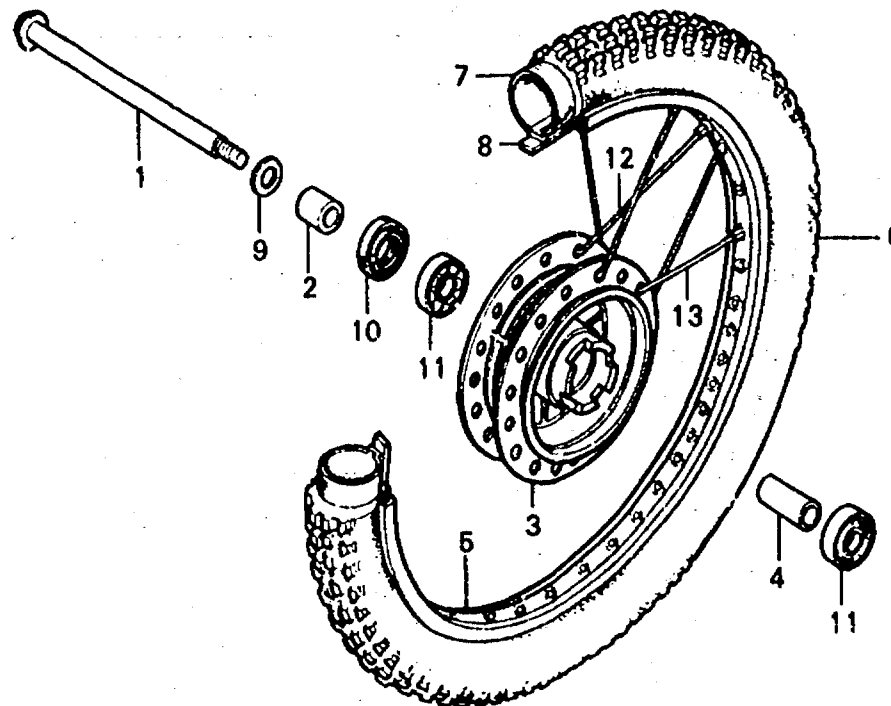
**F-6**

Front wheel  
(XR80Z·A·B·C)

Roue avant  
(XR80Z·A·B·C)

Vorderrad  
(XR80Z·A·B·C)

Rueda delantera  
(XR80Z·A·B·C)



B151-8

Service item	F.R.T.	Ref. No.	Part No.	Description	Regd. No. XR80				Serial No.	Area code
					Z	A	B	C		
AXLE, FR. WHEEL	0.2	1	44301-107-000	AXLE, FR. WHEEL	1	1	1	1		
HUB, FR. WHEEL	2.6	2	44311-229-000	COLLAR, FR. WHEEL SIDE	1	1	1	1		
COLLAR, FR. AXLE DISTANCE	0.4	3	44601-153-600ZA	HUB, FR. WHEEL *NH-103*	1	1	1	1		
BEARING, RADIAL BALL, 5301U (ADD 0.1 FOR EACH.)		4	44620-400-000	COLLAR, FR. AXLE DISTANCE	1	1	1	1		
RIM, FR. WHEEL	2.2	5	44701-152-711	RIM, FR. WHEEL (1.40X16 DAIDO)	1	1				
TIRE, FR. WHEEL	0.8		44701-169-003	RIM, FR. WHEEL			1	1		
TUBE, FR. WHEEL		6	44711-116-671	TIRE, FR. WHEEL (2.50-16 INQUE)	1	1				
OIL SEAL, 21X37X7	0.3		44711-169-005	TIRE, FR. (2.50-16 INQUE)			1	1		
		7	44712-116-671	TUBE, FR. WHEEL (2.50-16 INQUE)	1	1	1	1		
		8	44713-116-671	FLAP, FR. TUBE (16 INQUE)	1	1	1	1		
		9	90528-229-000	WASHER, 12.5MM	1	1	1	1		
		10	90755-229-003	OIL SEAL, 21X37X7 (ARA1)	1	1	1	1		
			90755-229-005	OIL SEAL, 21X37X7 (NIPPON)	1	1	1	1		

1982.07.20

E

F3

**F 4**

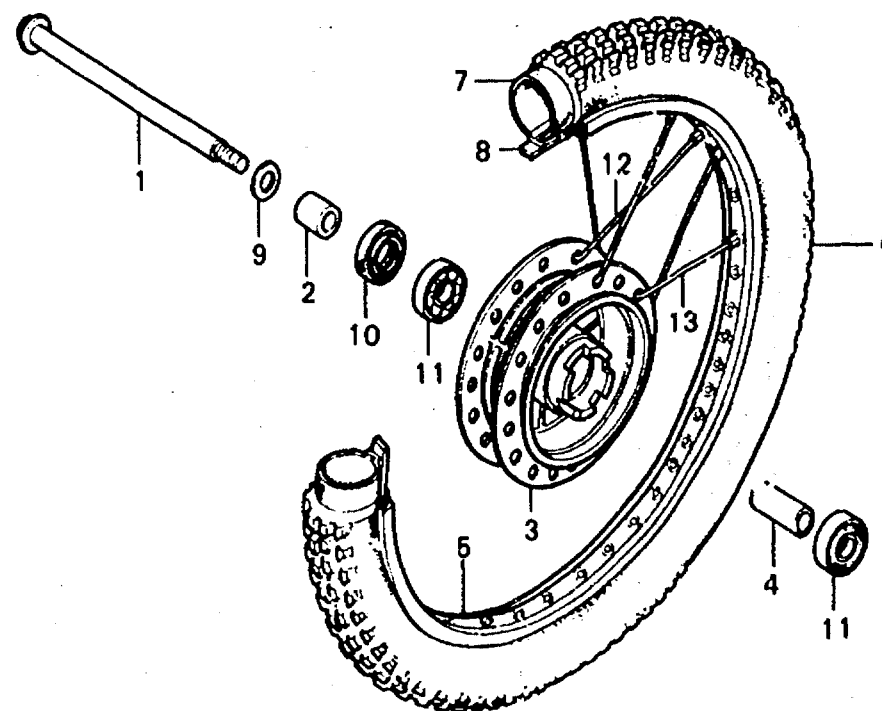
**F-6**

Front wheel  
(XR80Z·A·B·C)

Roue avant  
(XR80Z·A·B·C)

Vorderrad  
(XR80Z·A·B·C)

Rueda delantera  
(XR80Z·A·B·C)



B151-8

Service item	F.R.T.	Ref. No.	Part No.	Description	Reqd. No.				Serial No.	Area code
					Z	A	B	C		
		11	96140-63010-10	BEARING, RADIAL BALL, 6301U	2	2	2	2		
		12	97228-31134-10	SPOKE A, 11X147 (INSIDE)	18	18				
			97228-31132-F0	SPOKE SET A, 11X146 (INSIDE)			18	18		
		13	97604-31133-10	SPOKE A, 11X146.5 (OUTSIDE)	18	18				
			97604-31131-F0	SPOKE SET A, 11X145.5 (OUTSIDE)			18	18		

**F 5**

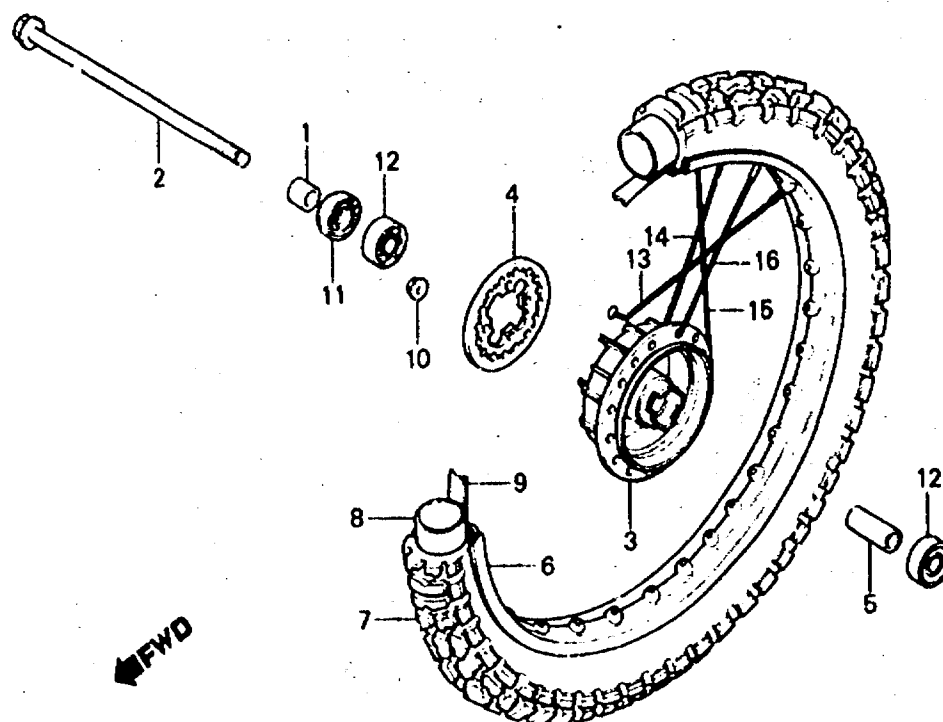
**F-6-1**

Front wheel  
(XR80d)

Roue avant  
(XR80d)

Vorderrad  
(XR80d)

Rueda delantera  
(XR80d)



B176-35

Service item	F.R.T.	Rei. No.	Part No.	Description	Reqd. No.					Serial No.	Area code
					Z	A	B	C	D		
AXLE, FR. WHEEL	0.2	1	42311-166-000	COLLAR, RR. WHEEL SIDE						1	
HUB SUB COMP., FR. WHEEL	2.7	2	44301-GE2-000	AXLE, FR. WHEEL						1	
COLLAR, FR. AXLE DISTANCE	0.4	3	44602-437-000ZA	HUB SUB COMP., FR. WHEEL						1	
BEARING, RADIAL BALL, 6301U (ADD 0.1 FOR EACH.)				*NH-105*							
RIM, FR. WHEEL	2.2	4	44610-437-000	FLANGE, FR. SPOKE						1	
TIRE, FR.	0.8	5	44620-400-000	COLLAR, FR. AXLE DISTANCE						1	
TUBE, FR. WHEEL		6	44701-176-681	RIM, FR. WHEEL						1	
OIL SEAL, 23X37	0.3	7	44711-169-005	TIRE, FR. (2.50-16 INQUE)						1	
		8	44712-116-671	TUBE, FR. WHEEL						1	
		9	44713-116-671	(2.50-16 INQUE)						1	
		10	90352-122-003	FLAP, FR. TUBE (16 INQUE)						4	
		11	91252-030-003	NUT, DRIVEN SPROCKET (TOKAI)						1	
			91252-030-005	OIL SEAL, 23X37X7						1	

**F 6**

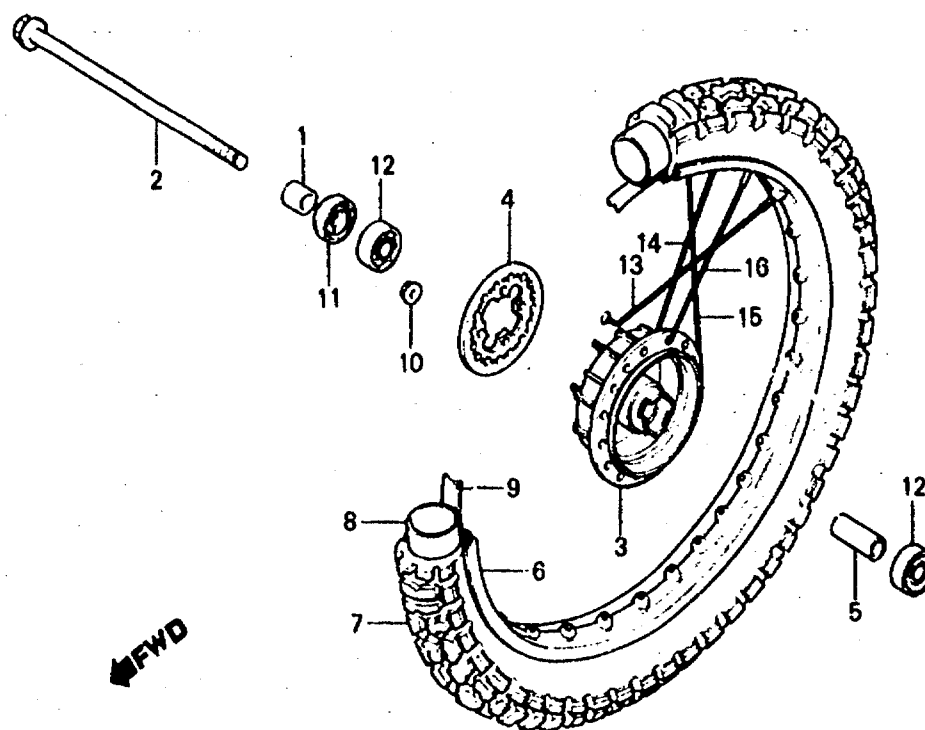
**F-6-1**

Front wheel  
(XR80D)

Roue avant  
(XR80D)

Vorderrad  
(XR80D)

Rueda delantera  
(XR80D)



8176-35

Service item	F.R.T.	Ref. No.	Part No.	Description	Reqd. No. XR80				Serial No.	Area code
					Z	A	B	C		
		12	96140-63010-10	BEARING, RADIAL BALL, 6301U					2	
		13	97114-31160-F0	SPOKE SET A, 11X160 (R. INSIDE)					9	
		14	97216-31159-F0	SPOKE SET A, 11X159.5 (R. OUTSIDE)					9	
		15	97228-31133-F0	SPOKE SET A, 11X146.5 (L. INSIDE)					9	
		16	97516-31132-F0	SPOKE SET A, 11X146 (L. OUTSIDE)					9	

1982.07.20

E

F6

**F 7**

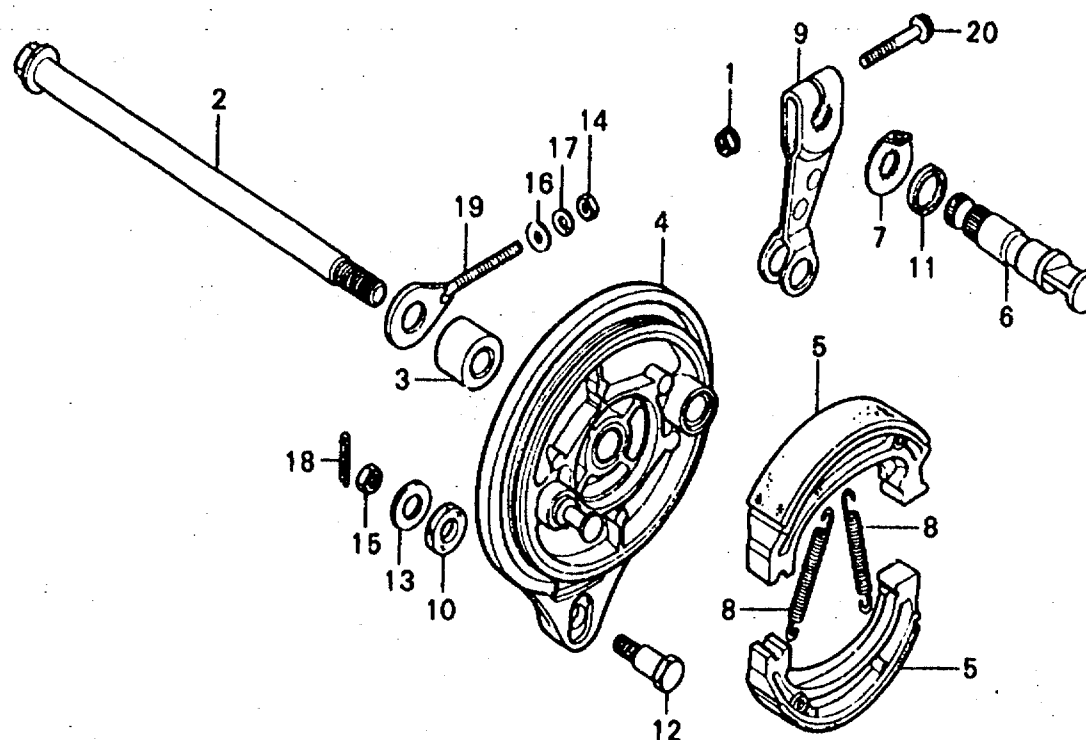
**F-7**

Rear brake panel

Plateau de frein arrière

Hinterradbremssankerplatte

Panel de freno trasero



B149-21

Service item	F.R.T.	Ref. No.	Part No.	Description	Regd. No. XR80					Serial No.	Area code
					Z	A	B	C	D		
AXLE, RR. WHEEL	0.3	1	18362-720-000	NUT, FLANGE, 6MM	1	1	1	1			
PANEL COMP., RR. BRAKE (INC. RELATIVE PART)	0.5		94050-06080	NUT, FLANGE, 6MM					1		
		2	42301-041-030	AXLE, RR. WHEEL	1	1	1	1			
			42301-195-730	AXLE, RR. WHEEL					1		
SHOE COMP., BRAKE (ONE OR ALL)		3	42313-149-000	COLLAR, RR. BRAKE PANEL SIDE	1	1	1	1	1		
ARM, RR. BRAKE (INC. RELATIVE PART)	0.1	4	43100-153-600ZA	PANEL COMP., RR. BRAKE *A-01*	1					5023529	
			43100-153-601ZA	PANEL COMP., RR. BRAKE	1					5023530	
				*NH-105*	1	1	1	1	1		
		5	43120-365-671	SHOE COMP., BRAKE (JB)	2	2	2	2	2		
			43120-365-672	SHOE COMP., BRAKE (ASK)	2	2	2	2	2		
		6	43141-400-000	CAM, RR. BRAKE	1					5023529	
			43141-400-010	CAM, RR. BRAKE	1					5023530	
			43141-6C5-000	CAM, RR. BRAKE		1	1	1			
		7	43145-149-000	INDICATOR, RR. BRAKE	1	1	1	1			
			43145-6C5-000	INDICATOR, RR. BRAKE					1		
		8	43151-110-000	SPRING, BRAKE SHOE	2	2	2	2	2		
		9	43410-149-000	ARM, RR. BRAKE	1						

**F 8**

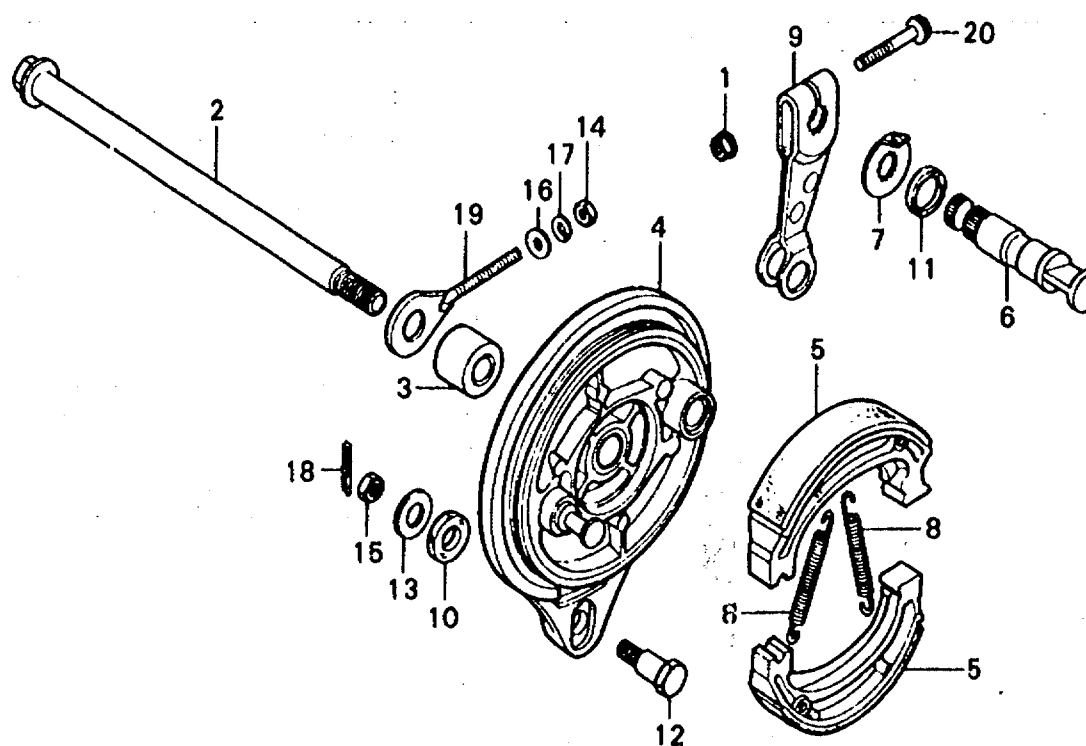
**F-7**

Rear brake panel

Plateau de frein arrière

Hinterradbremssankerplatte

Panel de freno trasero



B149-21

Service item	F.R.T.	Ref. No.	Part No.	Description	Reqd. No.					Serial No.	Area code
					Z	A	B	C	D		
			43410-195-670	ARM, RR, BRAKE	1	1	1				
			43410-GC5-000	ARM, RR, BRAKE					1		
		10	43434-286-000	RUBBER, STOPPER ARM CUSHION	1	1	1	1	1		
		11	45134-250-000	DUST SEAL, BRAKE CAM	1	1	1	1	1		
		12	90127-400-000	BOLT, RR, BRAKE STOPPER	1	1	1	1	1		
		13	90524-030-000	WASHER A, HANDLE HOLDER	1	1	1	1	1		
				SETTING							
		14	94001-06000	NUT, HEX., 6MM	1	1	1	1	1		
		15	94001-08000-0S	NUT, HEX., 8MM	1	1	1	1	1		
		16	94101-06000	WASHER, PLAIN, 6MM	1	1	1	1	1		
		17	94111-06000	WASHER, SPRING, 6MM	1	1	1	1	1		
		18	94201-20150	PIN, SPLIT, 2.0X15	1	1	1	1	1		
		19	95014-10010	ADJUSTER S, R, CHAIN	1	1	1	1	1		
		20	95700-06032-00	BOLT, FLANGE, 6X32	1	1	1	1			
			95700-06032-08	BOLT, FLANGE, 6X32					1		

1982.07.20

E

F8



**F 9**

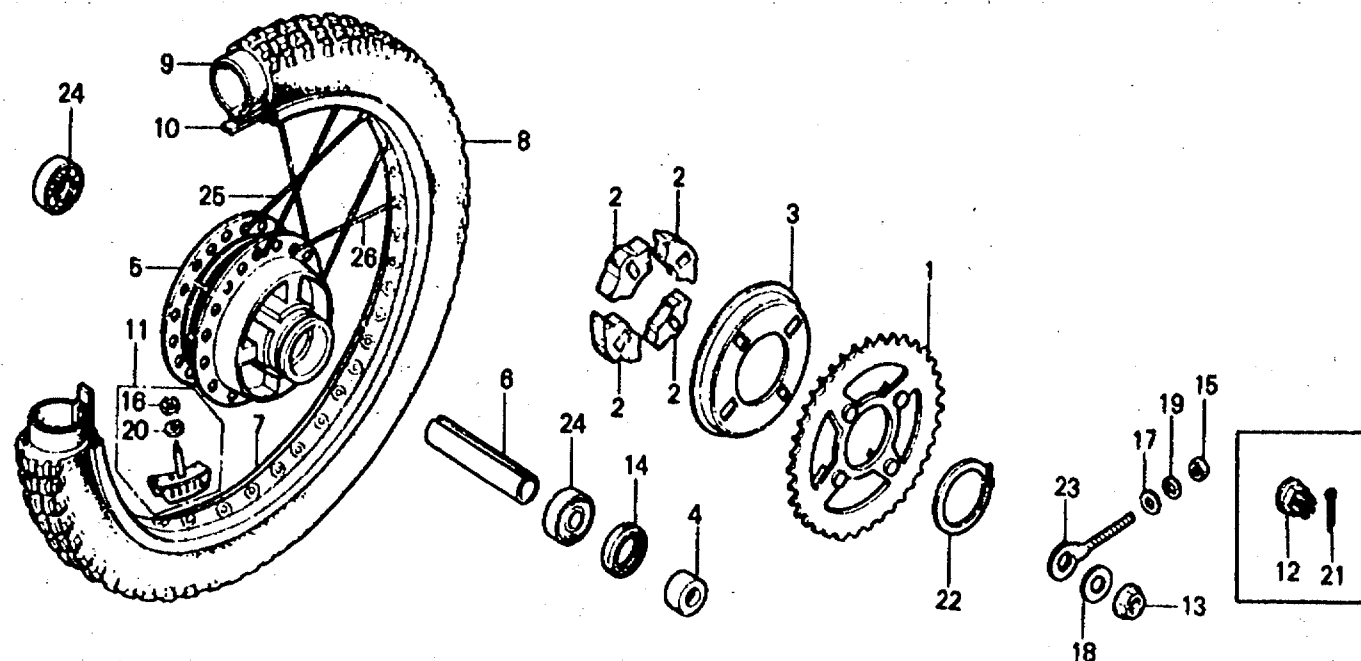
**F-8**

Rear wheel

Roue arrière

Hinterrad

Rueda trasera



B176-36

Service item	F.R.T.	Ref. No.	Part No.	Description	Reqd. No. XR80					Serial No.	Area code
					Z	A	B	C	D		
SPROCKET, FINAL DRIVEN	0.4	1	41201-153-000	SPROCKET, FINAL DRIVEN (46T)	1	1	1	1	1		
DAMPER, RR. WHEEL (ONE OR ALL)		2	41241-051-000	DAMPER, RR. WHEEL	4	4	4	4			
HUB, RR. WHEEL	2.7	3	41241-459-670	DAMPER, RR. WHEEL					4		
HUB, RR. WHEEL		3	41243-051-000	COVER, RR. WHEEL DAMPER	1	1	1	1	1		
COLLAR, RR. AXLE DISTANCE	0.5	4	42304-051-000	COLLAR, RR. WHEEL SIDE	1	1	1	1	1		
BEARING, RADIAL BALL, 6301U (ADD 0.1 FOR EACH.)		5	42601-153-600ZA	HUB, RR. WHEEL *NH-105*	1	1	1	1	1		
RIM, RR. WHEEL	2.3	6	42620-051-000	COLLAR, RR. AXLE DISTANCE	1	1	1	1	1		
TIRE, RR. WHEEL	0.9	7	42701-116-671	RIM, RR. WHEEL (1.60X14 DA100)	1	1	1	1	1		
TUBE, RR. WHEEL		8	42711-116-672	TIRE, RR. WHEEL (3.00-14 INOUE)	1	1					
			42711-169-005	TIRE, RR. (3.60-14 INOUE)			1	1	1		
		9	42712-116-672	TUBE, RR. WHEEL (3.00-14) (INOUE)	1	1					
			42712-169-005	TUBE, TIRE (3.60-14 INOUE)			1	1	1		

**F 10**

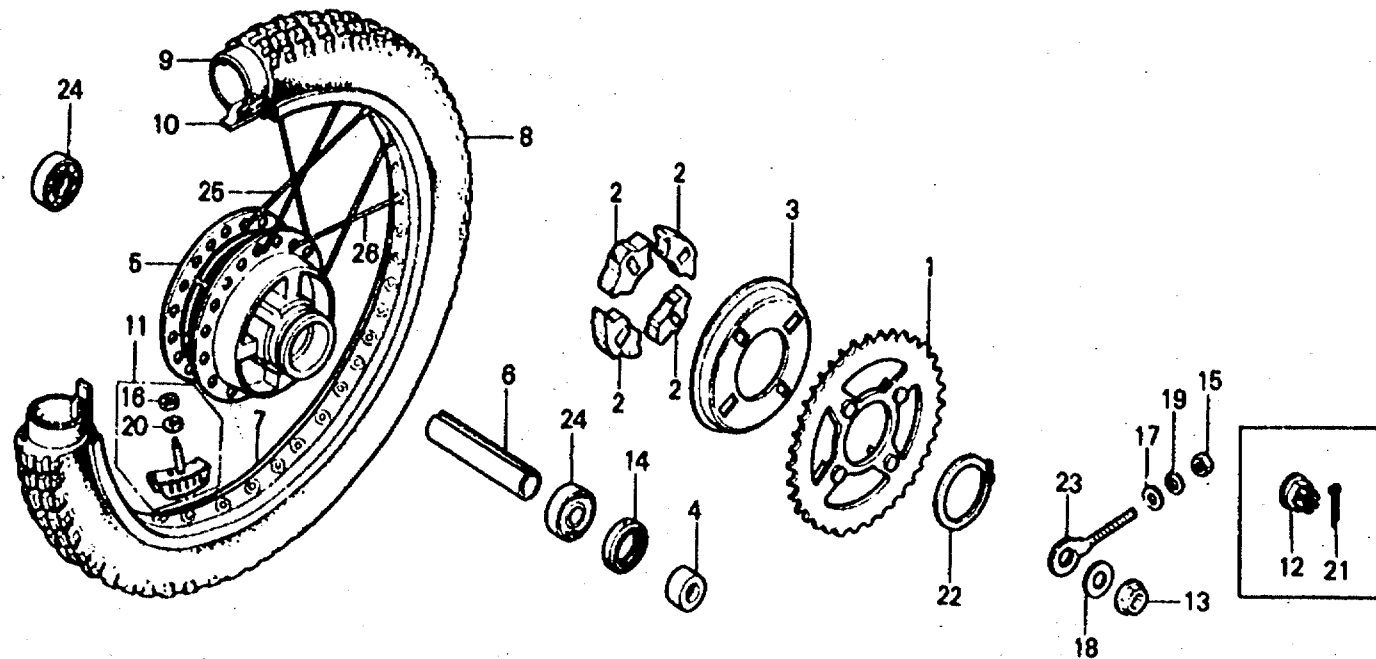
**F-8**

Rear wheel

Roue arrière

Hinterrad

Rueda trasera



B176-36

Service item	F.R.T.	Ref. No.	Part No.	Description	Reqd. No.					Serial No.	Area code
					Z	A	B	C	D		
		10	42713-116-671	FLAP, RR. TUBE (14 INQUE)	1	1	1	1	1		
		11	42715-116-671	STOPPER, RR. WHEEL TIRE BEAD (1.60A)	1	1	1	1	1		
		12	90305-051-000	NUT, RR. AXLE	1	1	1	1			
		13	90306-181-761	NUT, FLANGE, 12MM							
		14	90753-051-003	OIL SEAL, 26X37X6	1	1	1	1	1		
			90753-051-005	OIL SEAL, 26X37X6	1	1	1	1	1		
		15	94001-06000	NUT, HEX., 6MM	1	1	1	1	1		
		16	94001-08020-05	NUT, HEX., 8MM	1	1	1	1	1		
		17	94101-06000	WASHER, PLAIN, 6MM	1	1	1	1	1		
		18	94101-12000	WASHER, PLAIN, 12MM	1	1	1	1	1		
		19	94111-06000	WASHER, SPRING, 6MM	1	1	1	1	1		
		20	94111-08000	WASHER, SPRING, 8MM	1	1	1	1	1		
		21	94201-30250	PIN, SPLIT, 3.0X25	1	1	1	1			
		22	94511-50000	CIRCLIP, EXTERNAL, 50	1	1	1	1	1		
		23	95014-10010	ADJUSTER S, R. CHAIN	1	1	1	1	1		

1982.07.20

E

F10

**F 11**

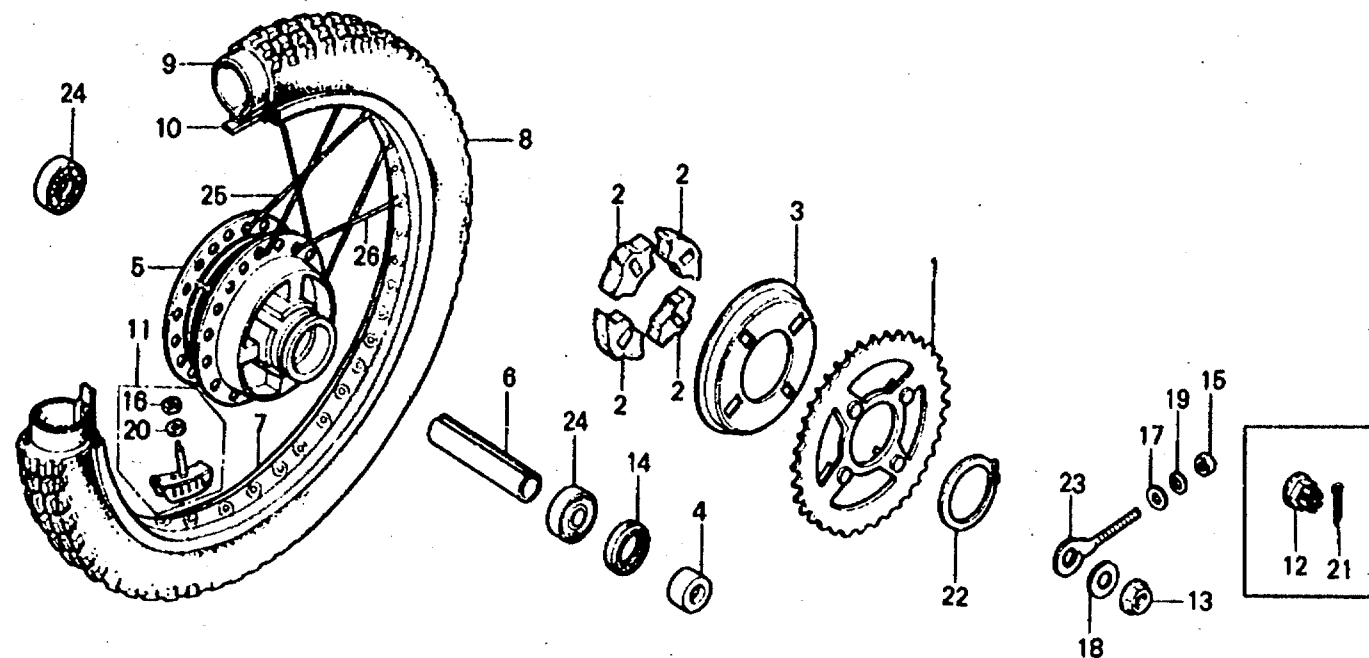
**F-8**

Rear wheel

Roue arrière

Hinterrad

Rueda trasera



8176-36

Service item	F.R.T.	Ref. No.	Part No.	Description	Reqd. No. XR80					Serial No.	Area code
					Z	A	B	C	D		
		24	96140-63010-10	BEARING, RADIAL BALL, 6301U	2	2	2	2	2		
		25	97285-42089-10	SPOKE B, 10X124.5 (INSIDE)	18	18					
			97285-42088-F0	SPOKE SET B, 10X124 (INSIDE)			18	18			
			97285-42088-K0	SPOKE SET B, 10X124 (INSIDE)					18		
		26	97824-42088-10	SPOKE B, 10X124 (OUTSIDE)	18	18					
			97824-42087-F0	SPOKE SET B, 10X123.5 (OUTSIDE)			18	18			
			97824-42087-K0	SPOKE SET B, 10X123.5 (OUTSIDE)					18		

**F 12**

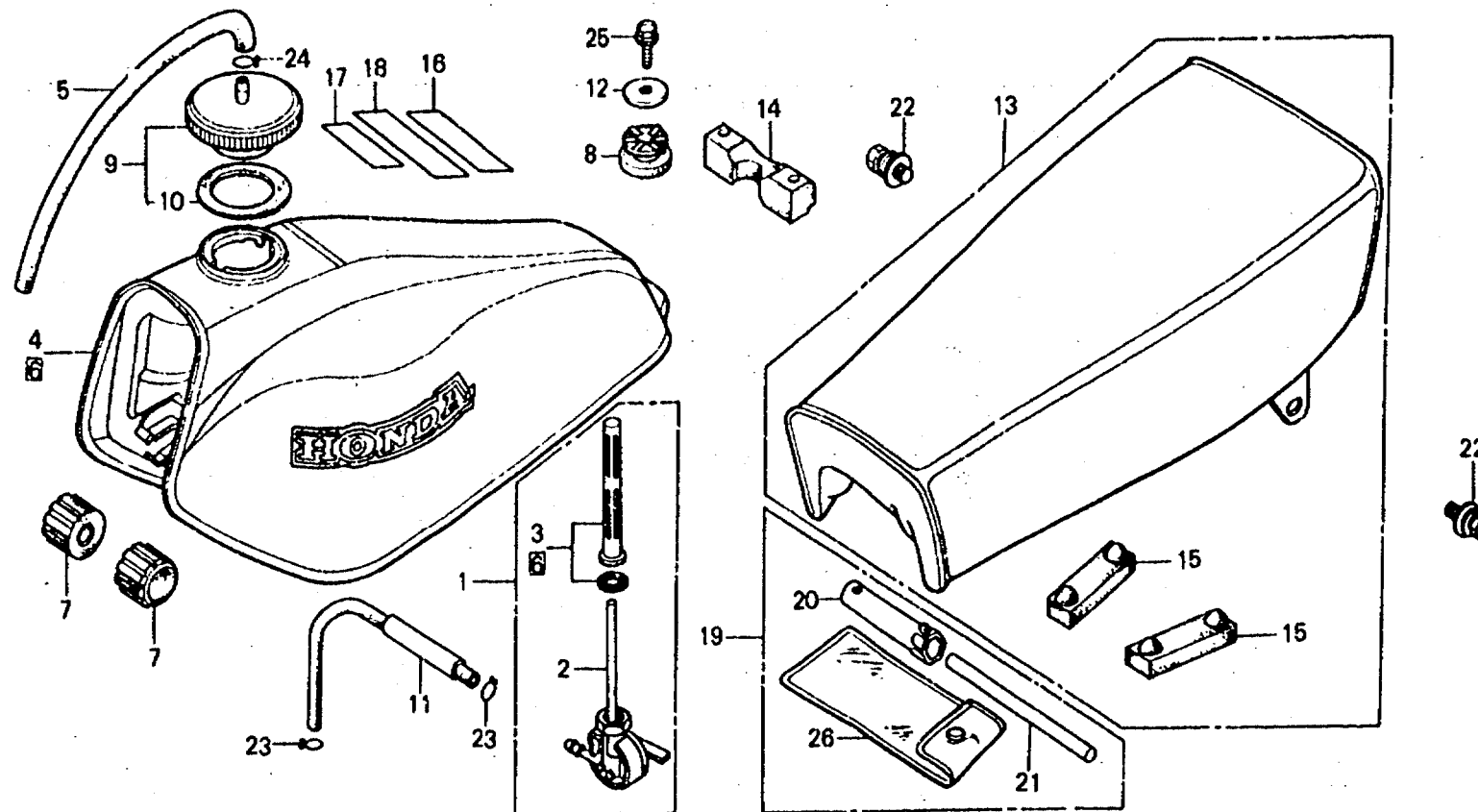
**F-9**

Fuel tank • Seat  
(XR80z•A)

Réservoir d'essence • Siège  
(XR80z•A)

Tanque de combustible • Sitz  
(XR80z•A)

Benzintank • Asiento  
(XR80z•A)



B176-10A

Service item	F.R.T.	Ref. No.	Part No.	Description	Reqd. No.				Serial No.	Area code
					Z	A	B	C		
COCK ASSY., FUEL (INC. RELATIVE PART)	0.2	1	16950-149-005	COCK ASSY., FUEL (HONDA KIKAKI)	1				5021214	
TANK SET, FUEL	0.3		16950-164-015	COCK ASSY., FUEL (HONDA KIKAKI)	1			5021215		
SEAT COMP., SINGLE	0.1		16950-164-025	COCK ASSY., FUEL (HONDA KIKAKI)	1			5115315	5115314	
		2	16951-149-005	BODY SET, COCK (HONDA KIKAKI)	1				5021214	
			16951-164-015	BODY SET, COCK (HONDA KIKAKI)	1			5021215		
			16951-164-025	BODY SET, COCK (HONDA KIKAKI)	1			5115315	5115314	
		3	16952-377-701	SCREEN SET, FUEL STRAINER	1				5021214	
			16953-155-015	SCREEN SET, FUEL STRAINER (HONDA KIKAKI)	1			5021215		
		4	17520-176-000ZA	TANK SUB ASSY., FUEL *R-23*	1					
		5	17520-357-000	TUBE, FUEL CAP BREATHER	1	1				

**F 13**

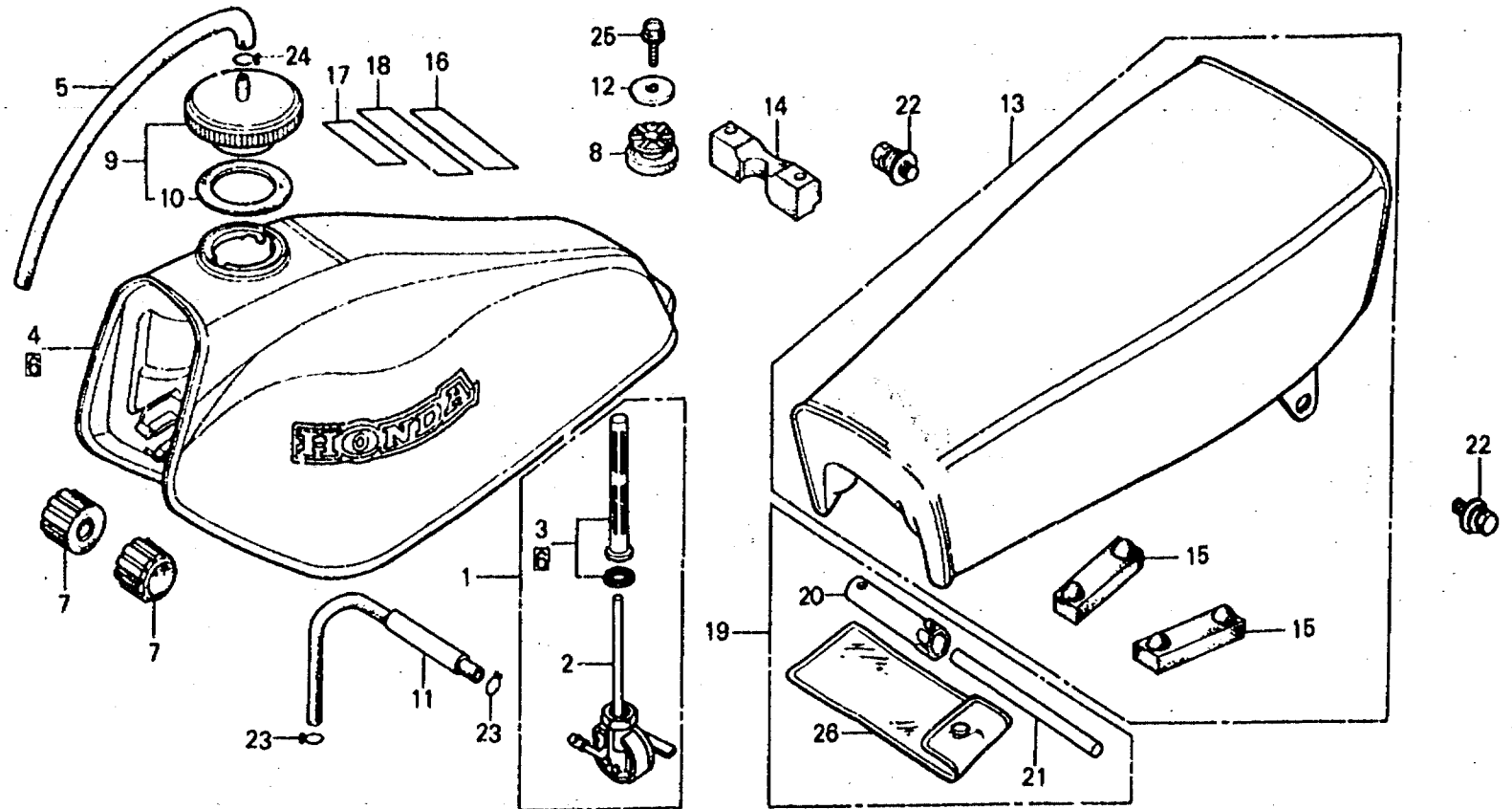
**F-9**

Fuel tank • Seat  
(XR80z•A)

Réservoir d'essence • Siege  
(XR80z•A)

Tanque de combustible • Sitz  
(XR80z•A)

Benzintank • Asiento  
(XR80z•A)



B176-10A

Service item	F.R.T.	Ref. No.	Part No.	Description	Reqd. No.				Serial No.	Area code
					Z	A	B	C D		
		6	17540-176-6702A	TANK SET, FUEL «R-23»					1	
		7	17611-176-000	CUSHION, FUEL TANK FR.	2	2				
		8	17613-176-000	CUSHION, FUEL TANK RR.	1	1				
		9	17620-428-000	CAP COMP., FUEL FILLER	1	1				
		10	17631-329-000	PACKING, FUEL FILLER CAP	1	1				
		11	17681-153-000	TUBE, FUEL	1					
			17681-193-670	TUBE, FUEL		1				
		12	64347-001-000	WASHER, FR. COVER SETTING	1					
			90136-428-870	WASHER, TANK SETTING			1			
		13	77100-176-000	SEAT COMP., SINGLE	1	1				
		14	77205-176-000	RUBBER, SEAT CUSHION	1	1				
		15	77205-286-000	RUBBER B, SEAT SETTING	2	2				

**F 14**

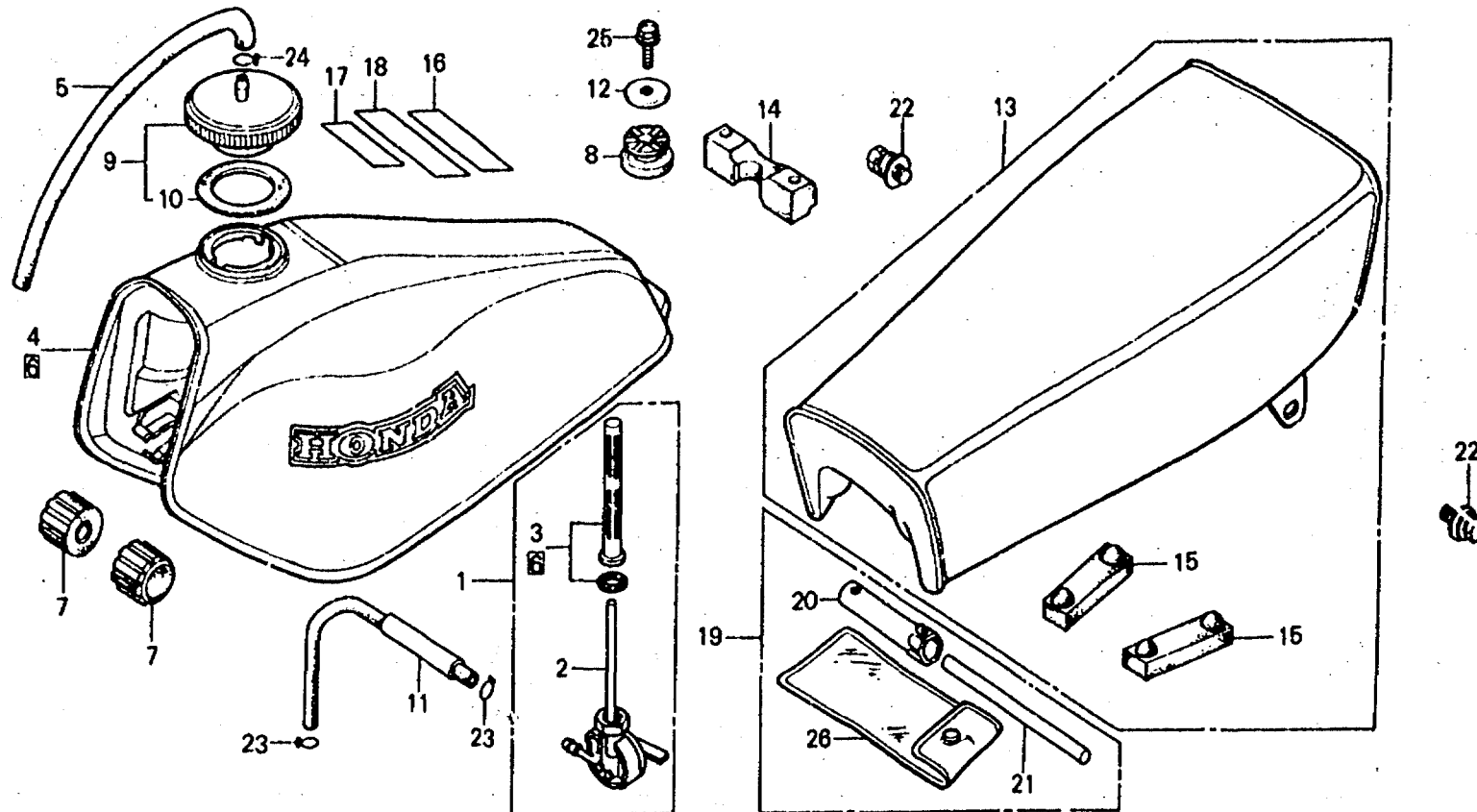
**F-9**

Fuel tank • Seat  
(XR80Z•A)

Réservoir d'essence • Siege  
(XR80Z•A)

Tanque de combustible • Sitz  
(XR80Z•A)

Benzintank • Asiento  
(XR80Z•A)



B176-10A

Service item	F.R.T.	Ref. No.	Part No.	Description	Reqd. No.				Serial No.	Area code
					Z	A	B	C		
		16	87504-130-720ZB	LABEL, USE CAUTION *NH-0*	1					
			87504-434-620ZA	LABEL, USE CAUTION *NH-0*	1					
				(FRENCH)						
		17	87510-147-670ZB	LABEL, OPERATOR WARNING *NH-0*	1					
			87510-147-720ZA	LABEL, OPERATOR WARNING *NH-1*	1					
				(FRENCH)						
		18	87560-323-621A	MARK, DRIVE CAUTION (FRENCH)	1					
			87560-323-670A	MARK, DRIVE CAUTION	1					
		19	89010-153-000	TOOL SET	1	1				
		20	89216-045-670	WRENCH, PLUG	1	1				
		21	89217-045-670	BAR, HANDLE	1	1				
		22	93483-08016-00	BOLT-WASHER, 8X16	2	2				
		23	95002-02080	CLIP B8, TUBE	2	2				
		24	95002-50000	CLIP C9, TUBE			1			
		25	95700-06012-00	BOLT, FLANGE, 6X12	1	1				
		26	99008-01600	BAG, TOOL, 160MM	1	1				

**F 15**

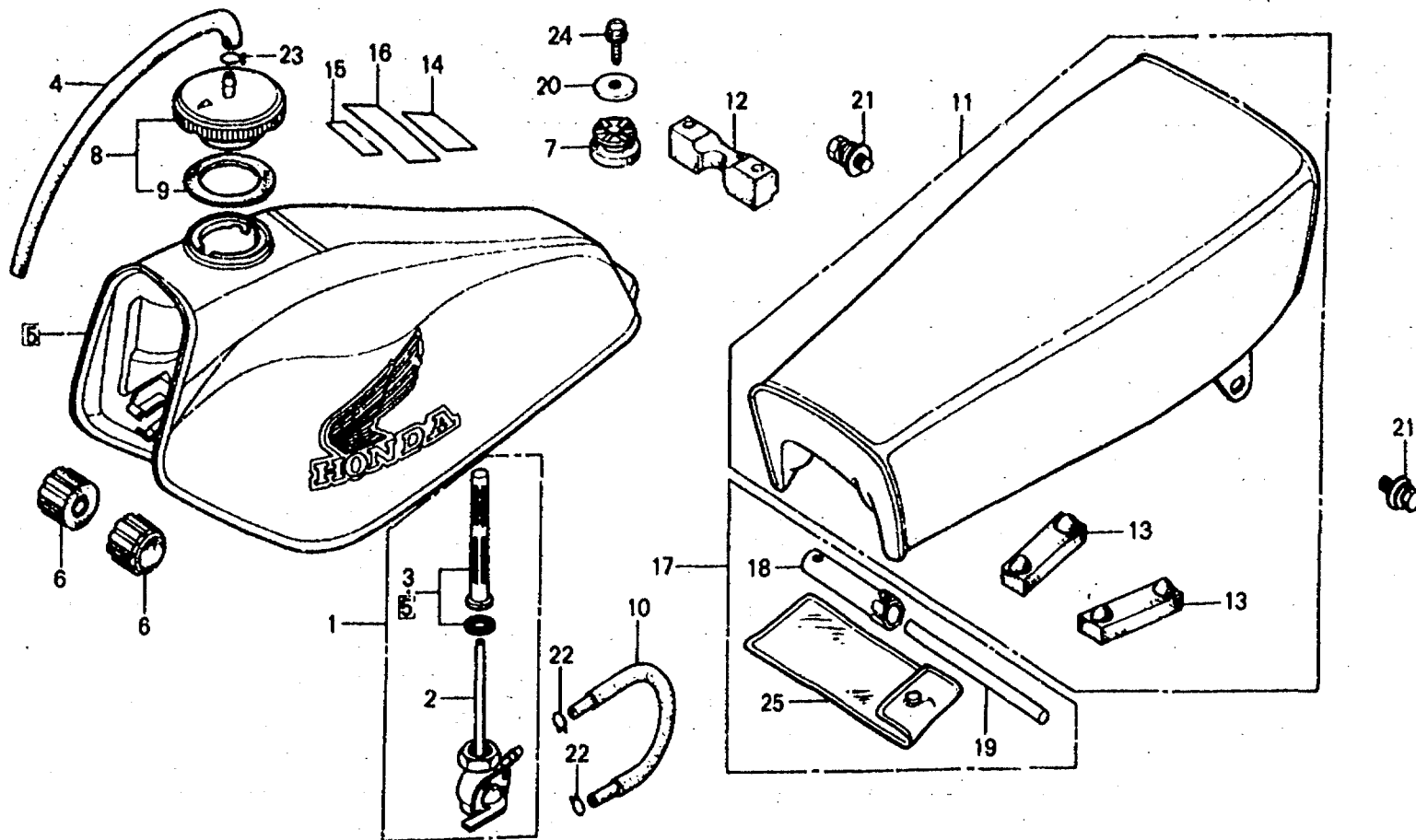
**F-9-1**

Fuel tank • Seat  
(XR80B•C)

Réservoir d'essence • Siege  
(XR80B•C)

Tanque de combustible • Sitz  
(XR80B•C)

Benzintank • Asiento  
(XR80B•C)



B176-26

Service item	F.R.T.	Ref. No.	Part No.	Description	Reqd. No.					Serial No.	Area code
					Z	A	B	C	D		
COCK ASSY., FUEL (INC. RELATIVE PART)	0.2	1	16950-164-025	COCK ASSY., FUEL (HONDA KIKAKI)			1	1			
TANK SET, FUEL	0.3	2	16951-164-025	BODY SET, COCK (HONDA KIKAKI)			1	1			
SEAT COMP., SINGLE	0.1	3	16953-155-015	SCREEN SET, FUEL STRAINER (HONDA KIKAKI)			1	1			
		4	17520-357-000	TUBE, FUEL CAP BREATHER			1	1			
		5	17540-176-770ZA	TANK SET, FUEL *R-23*			1	1			
		6	17611-176-000	CUSHION, FUEL TANK FR.			2	2			
		7	17613-176-000	CUSHION, FUEL TANK RR.			1	1			
		8	17620-176-771	CAP COMP., FUEL FILLER			1	1			
		9	17632-176-770	PACKING, FUEL FILLER			1	1			
		10	17681-195-670	TUBE, FUEL			1	1			

**F 16**

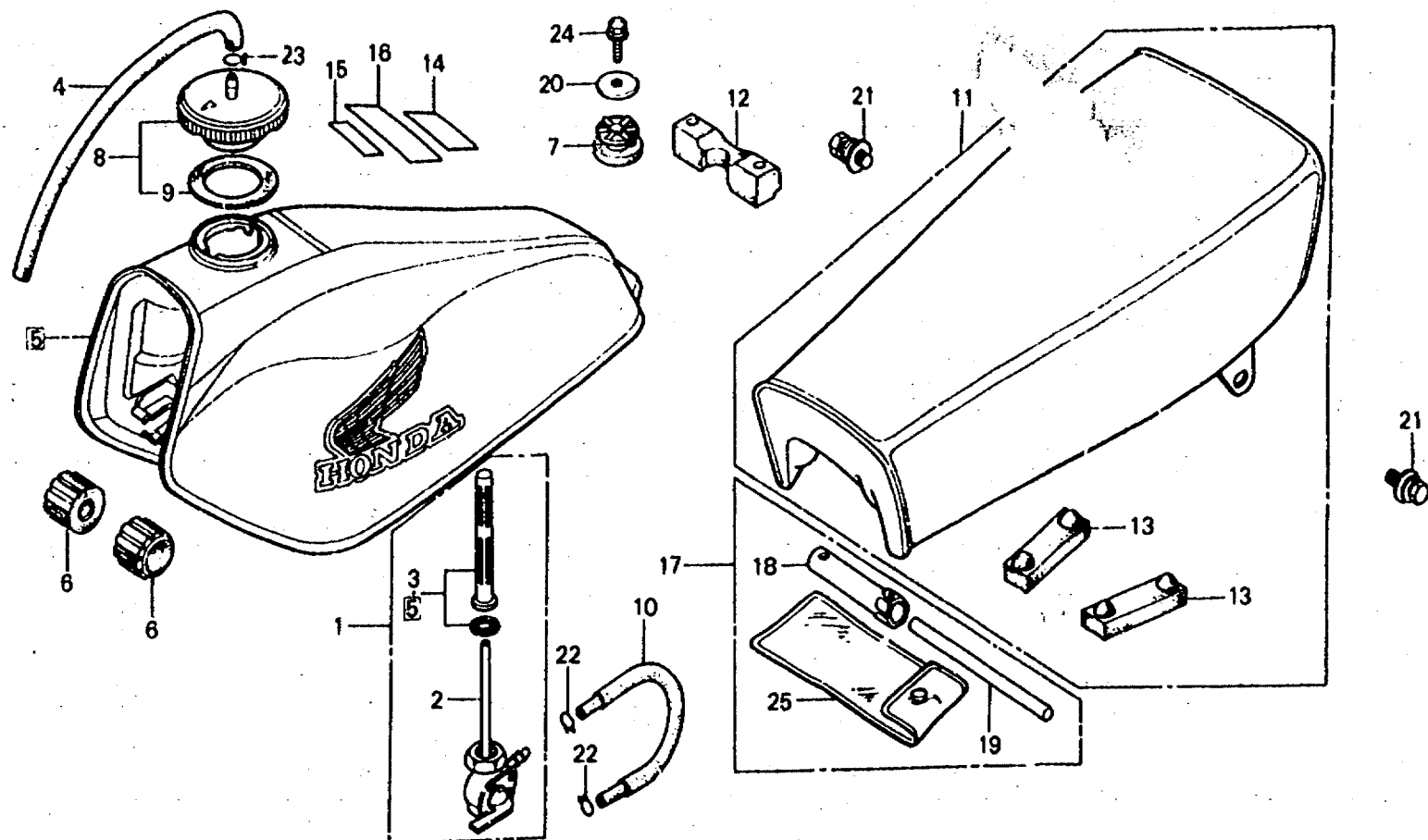
**F-9-1**

**Fuel tank • Seat  
(XR80B•C)**

**Réservoir d'essence • Siege  
(XR80B•C)**

**Tanque de combustible • Sitz  
(XR80B•C)**

**Benzintank • Asiento  
(XR80B•C)**



B176-25

Service item	F.R.T.	Ref. No.	Part No.	Description	Reqd. No.					Serial No.	Area code
					Z	A	B	C	D		
		11	77100-176-750	SEAT COMP., SINGLE					1		
			77100-176-770	SEAT COMP., SINGLE			1				
		12	77205-176-000	RUBBER, SEAT CUSHION			1	1			
		13	77205-286-000	RUBBER B, SEAT SETTING			2	2			
		14	87504-130-720ZB	LABEL, USE CAUTION *NH-0*			1	1			
			87504-434-620ZA	LABEL, USE CAUTION *NH-0* (FRENCH)					1		
			87504-434-620ZB	LABEL, USE CAUTION *NH-1* (FRENCH)			1				
		15	87510-147-670ZB	LABEL, OPERATOR WARNING *NH-0*			1	1			
			87510-147-720ZA	LABEL, OPERATOR WARNING *NH-1* (FRENCH)			1				
			87510-147-720Z3	LABEL, OPERATOR WARNING *NH-0* (FRENCH)					1		
		16	87560-181-760ZB	MARK, DRIVE CAUTION *NH-0*			1	1			
			87560-323-621A	MARK, DRIVE CAUTION (FRENCH)					1		



**G 1**

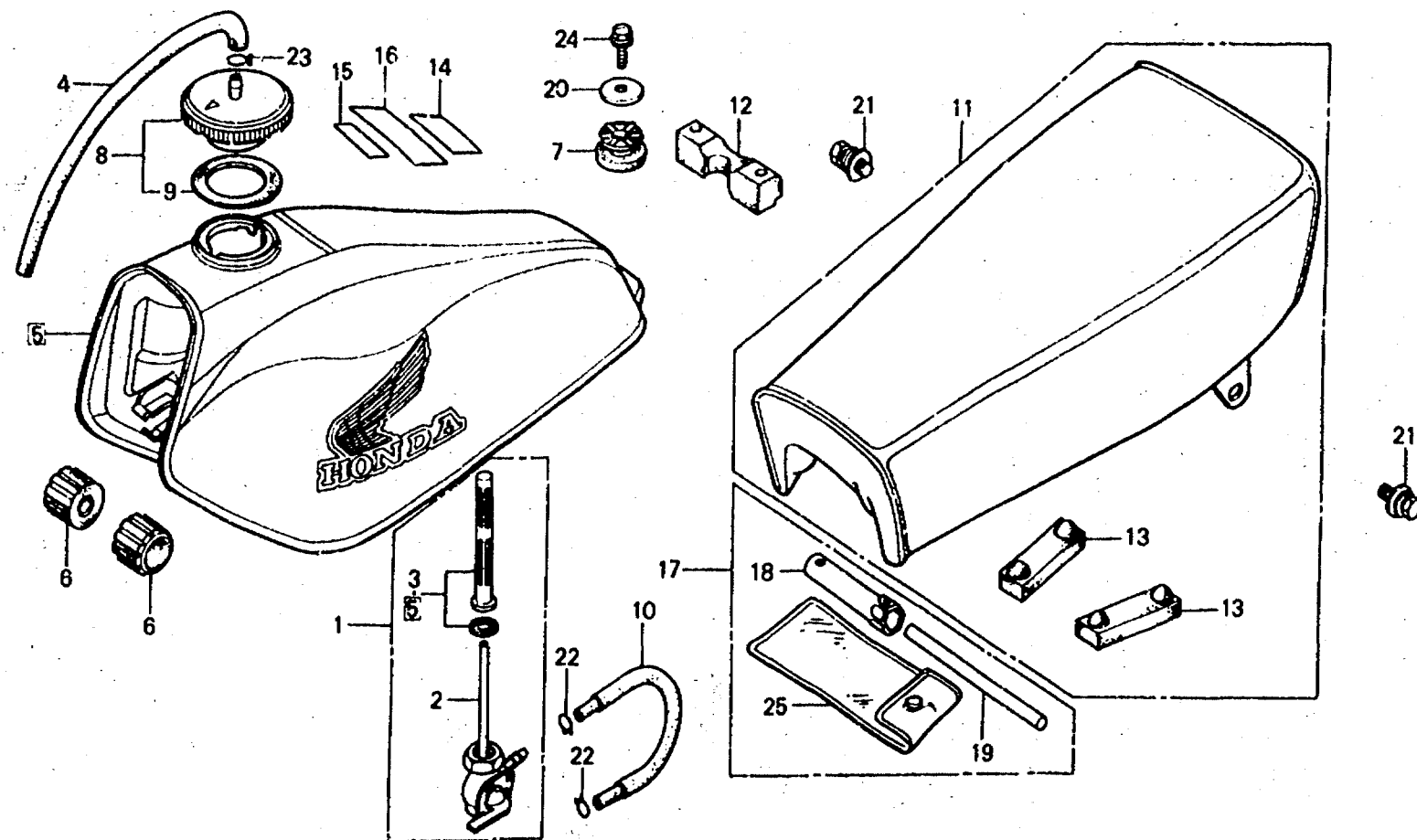
**F-9-1**

Fuel tank • Seat  
(XR80B•C)

Réservoir d'essence • Siège  
(XR80B•C)

Tanque de combustible • Sitz  
(XR80B•C)

Benzintank • Asiento  
(XR80B•C)



B17C-25

Service item	F.R.T.	Ref. No.	Part No.	Description	Regd. No.					Serial No.	Area code	
					Z	A	B	C	D			
			87560-323-621B	MARK, DRIVE CAUTION (FRENCH)								
		17	89010-153-000	TOOL SET			1		1			
		18	89216-045-670	WRENCH, PLUG			1		1			
		19	89217-045-670	BAR, HANDLE			1		1			
		20	90136-428-870	WASHER, TANK SETTING			1		1			
		21	93483-0801 00	BOLT-WASHER, 8X16			2		2			
		22	95002-02080	CLIP B8, TUBE			2		2			
		23	95002-50000	CLIP C9, TUBE			1		1			
		24	95700-06012-00	BOLT, FLANGE, 6X12			1		1			
		25	99008-01600	BAG, TOOL, 160MM			1		1			

1982.07.20

E

G1

**G 2**

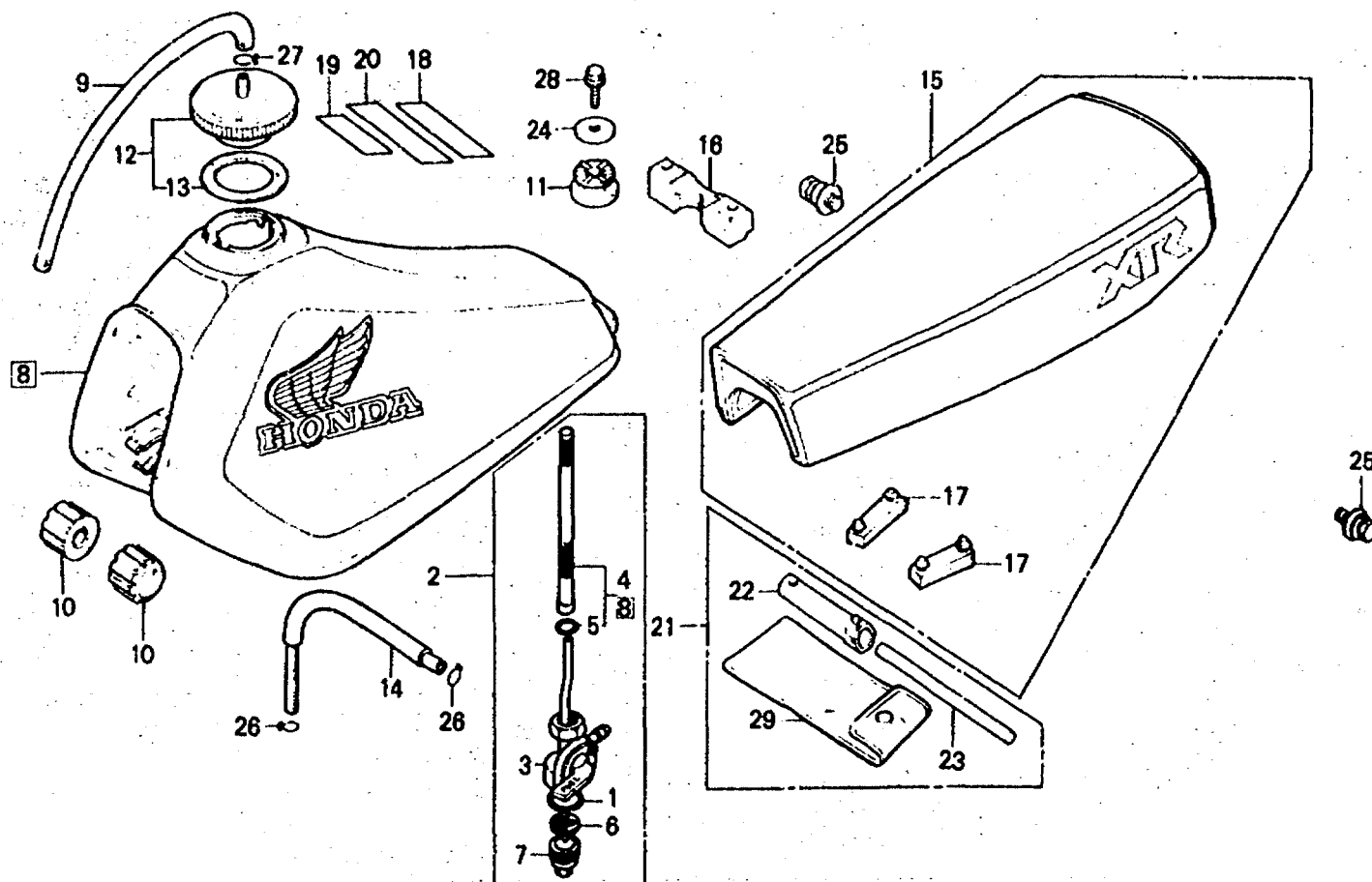
**F-9-2**

Fuel tank • Seat  
(XR80d)

Réservoir d'essence • Siege  
(XR80d)

Tanque de combustible • Sitz  
(XR80d)

Benzintank • Asiento  
(XR80d)



B176-37

Service item	F.R.T.	Ref. No.	Part No.	Description	Regd. No. XR80					Serial No.	Area code
					Z	A	B	C	D		
COCK ASSY., FUEL	0.2	1	16173-001-004	PACKING, FUEL STRAINER CUP						1	
BODY COMP., COCK		2	16950-195-701	COCK ASSY., FUEL						1	
SCREEN, FUEL STRAINER		3	16951-195-701	BODY COMP., COCK						1	
CUP, FILTER	0.1	4	16952-195-701	SCREEN, FUEL STRAINER						1	
(INC. RELATIVE PART)		5	16958-397-771	O-RING						1	
SEAT COMP., SINGLE	0.3	6	16959-471-831	CUP, FILTER						1	
TUBE, FUEL CAP BREATHER		7	16967-GA6-671	CUP, FUEL STRAINER						1	
		8	175A1-KA8-710ZB	TANK SET, FUEL *R-119*						1	
		9	17520-357-000	TUBE, FUEL CAP BREATHER						1	
		10	17611-176-000	CUSHION, FUEL TANK FR.						2	
		11	17613-KA8-000	CUSHION, FUEL TANK RR.						1	
		12	17620-176-771	CAP COMP., FUEL FILLER						1	

**G 3**

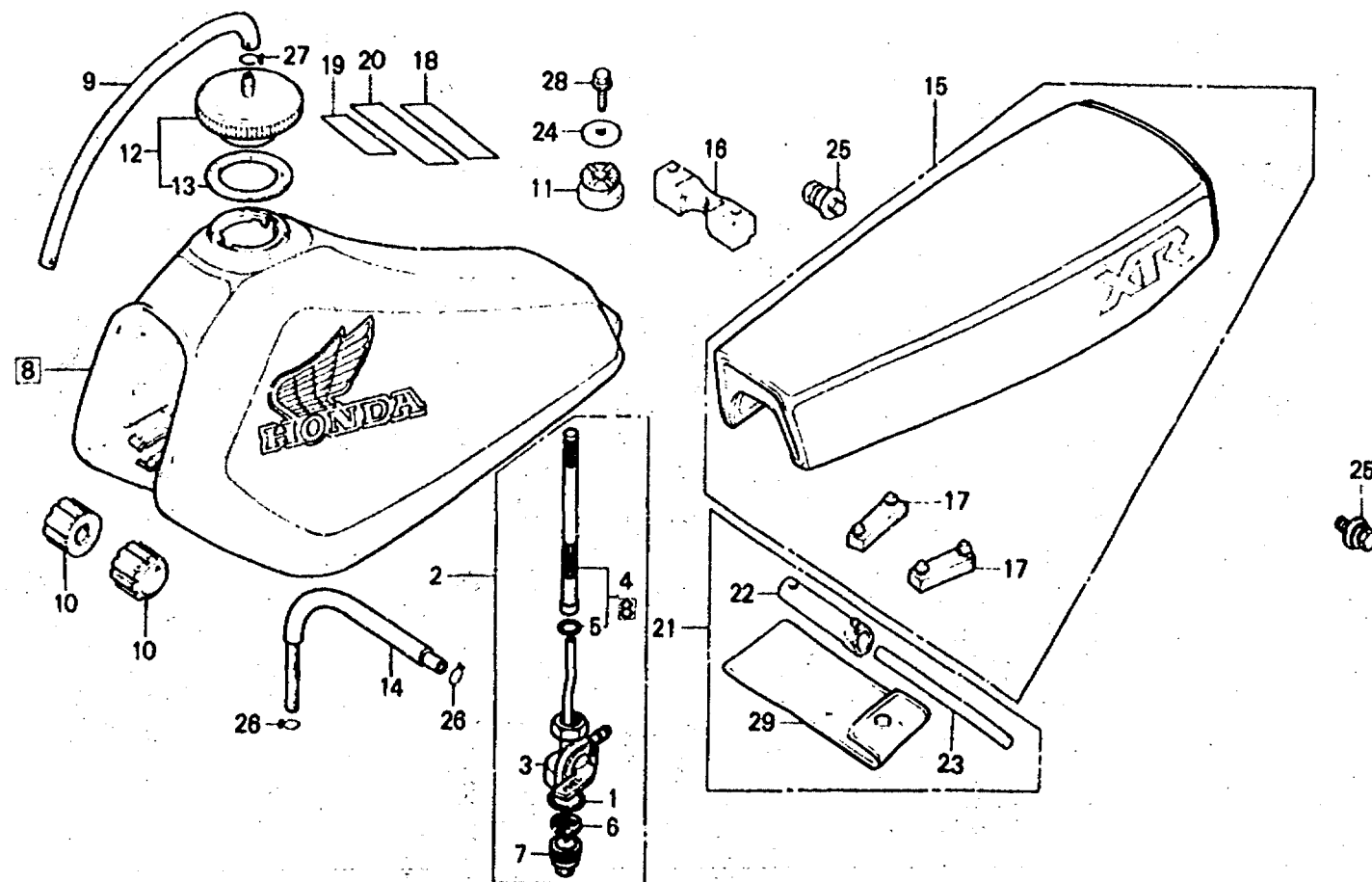
**F-9-2**

Fuel tank • Seat  
(XR80D)

Réservoir d'essence • Siege  
(XR80D)

Tanque de combustible • Sitz  
(XR80D)

Benzintank • Asiento  
(XR80D)



B176-37

Service item	F.R.T.	Ref. No.	Part No.	Description	Reqd. No.				Serial No.	Area code
					Z	A	B	C		
		13	17632-176-770	PACKING, FUEL FILLER CAP					1	
		14	17681-195-670	TUBE, FUEL					1	
		15	77100-176-680	SEAT COMP., SINGLE					1	
		16	77205-176-000	RUBBER, SEAT CUSHION					1	
		17	77205-286-000	RUBBER B, SEAT SETTING					2	
		18	87504-130-720ZB	LABEL, USE CAUTION *NH-0*					1	
			87504-434-620ZA	LABEL, USE CAUTION *NH-0* (FRENCH)					1	
		19	87510-147-670ZB	LABEL, OPERATOR WARNING *NH-0* (FRENCH)					1	
			87510-147-720ZB	LABEL, OPERATOR WARNING *NH-0* (FRENCH)					1	
		20	87560-181-760ZB	MARK, DRIVE CAUTION *NH-0*					1	
		21	89010-153-000	TOOL SET					1	
		22	89216-045-670	WRENCH, PLUG					1	
		23	89217-045-670	BAR, HANDLE					1	

1982.07.20

E

G3

**G 4**

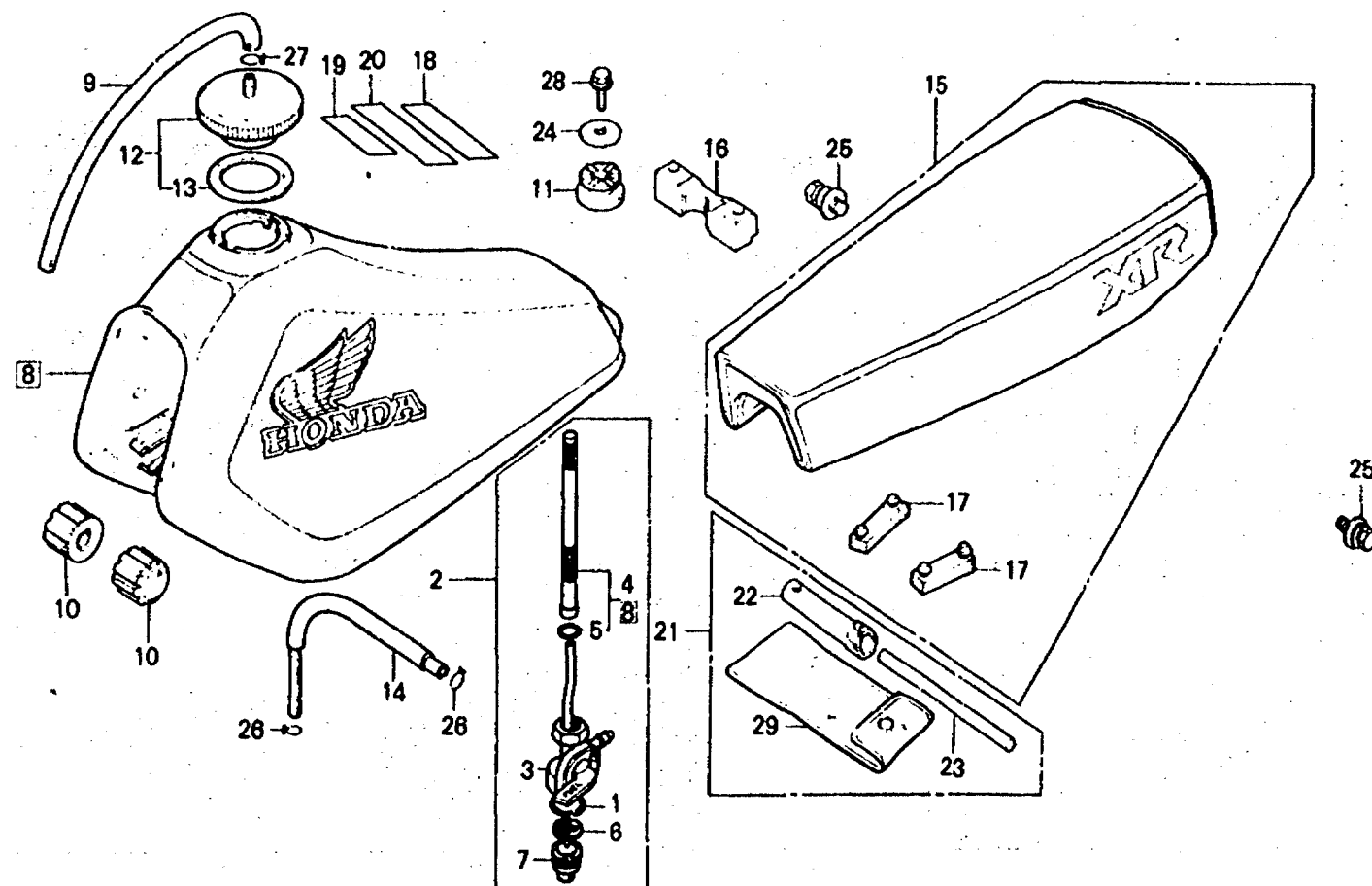
**F-9-2**

**Fuel tank • Seat  
(XR80d)**

**Réservoir d'essence • Siège  
(XR80d)**

**Tanque de combustible • Sitz  
(XR80d)**

**Benzintank • Asiento  
(XR80d)**



8176-37

Service item	F.R.T.	Ref. No.	Part No.	Description	Reqd. No.					Serial No.	Area code
					Z	A	B	C	D		
		24	90136-428-870	WASHER, TANK SETTING					1		
		25	93483-08016-00	BOLT-WASHER, 8X16					2		
		26	95002-02080	CLIP 88, TUBE					2		
		27	95002-50000	CLIP C9, TUBE					1		
		28	95700-06012-00	BOLT, FLANGE, 6X12					1		
		29	99008-01600	BAG, TOOL, 160MM					1		

1982.07.20

E

G4

**G 5**

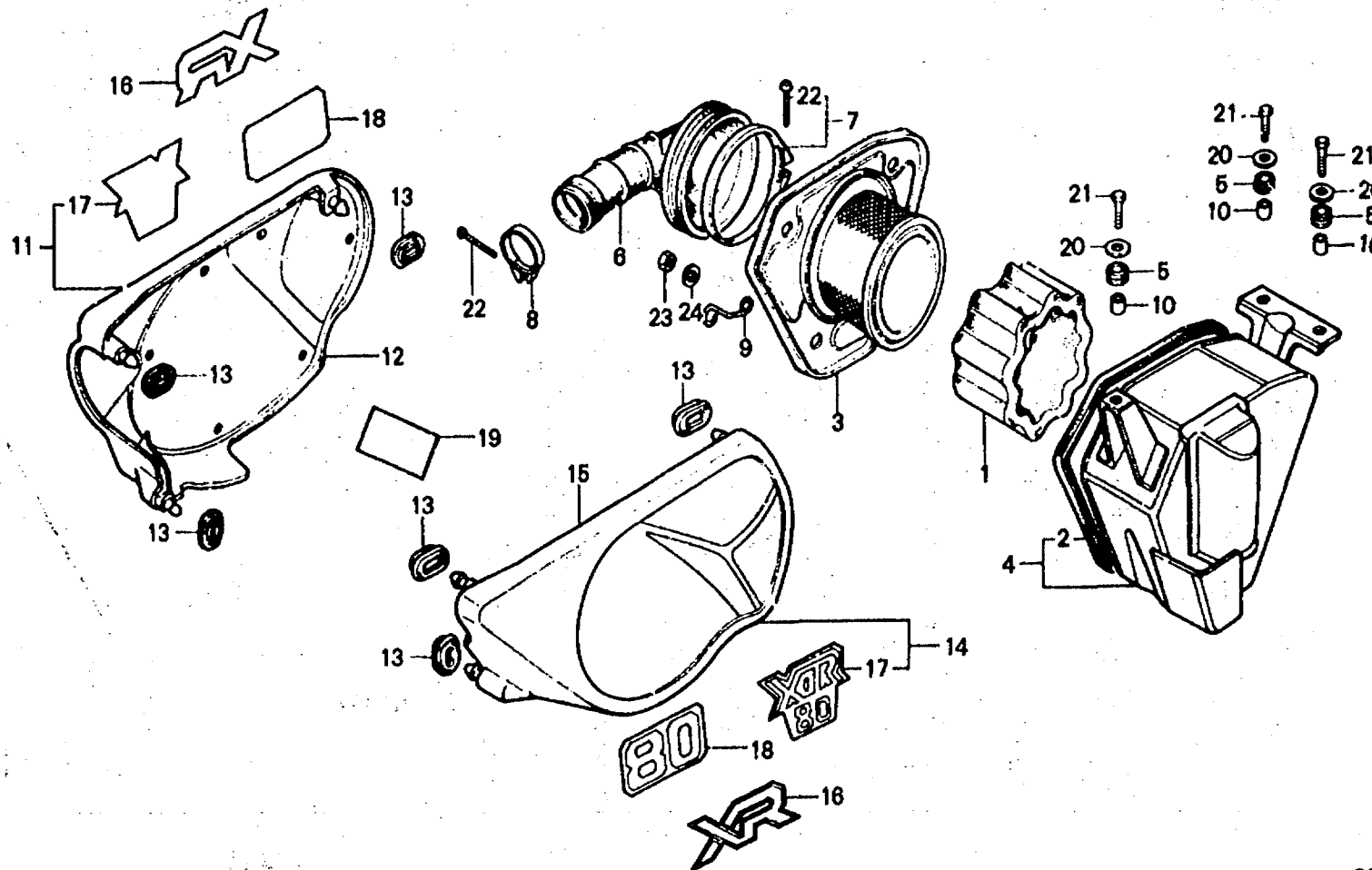
**F-10**

**Air cleaner • Side cover  
(XR80Z•A•B•C)**

**Filtre à air • Couvercle latéral  
(XR80Z•A•B•C)**

**Luftfilter • Seitendeckel  
(XR80Z•A•B•C)**

**Limpiador de aire • Cubierta lateral  
(XR80Z•A•B•C)**



B176-26A

Service item	F.R.T.	Ref. No.	Part No.	Description	Reqd. No. XR80				Serial No.	Area code
					Z	A	B	C		
ELEMENT, AIR CLEANER	0.2	1	17211-153-010	ELEMENT, AIR CLEANER	1	1	1	1		
COVER COMP., AIR CLEANER CASE		2	17226-152-300	PACKING, AIR CLEANER CASE	1	1	1	1		
TUBE, AIR CLEANER CONNECTING		3	17228-153-000	COVER COMP., AIR CLEANER CASE	1	1	1	1		
CASE COMP., AIR CLEANER	0.4	4	17230-153-000	CASE COMP., AIR CLEANER	1					
			17230-176-750	CASE COMP., AIR CLEANER				1		
			17230-176-670	CASE COMP., AIR CLEANER		1	1			
		5	17245-107-010	RUBBER, AIR CLEANER CASE MOUNTING	3	3	3	3		
		6	17253-176-000	TUBE, AIR CLEANER CONNECTING	1	1	1	1		
		7	17255-107-000	BAND, AIR CLEANER CONNECTING TUBE	1	1	1	1		
		8	17256-159-000	BAND, AIR CLEANER CONNECTING TUBE	1	1	1	1		

**G 6**

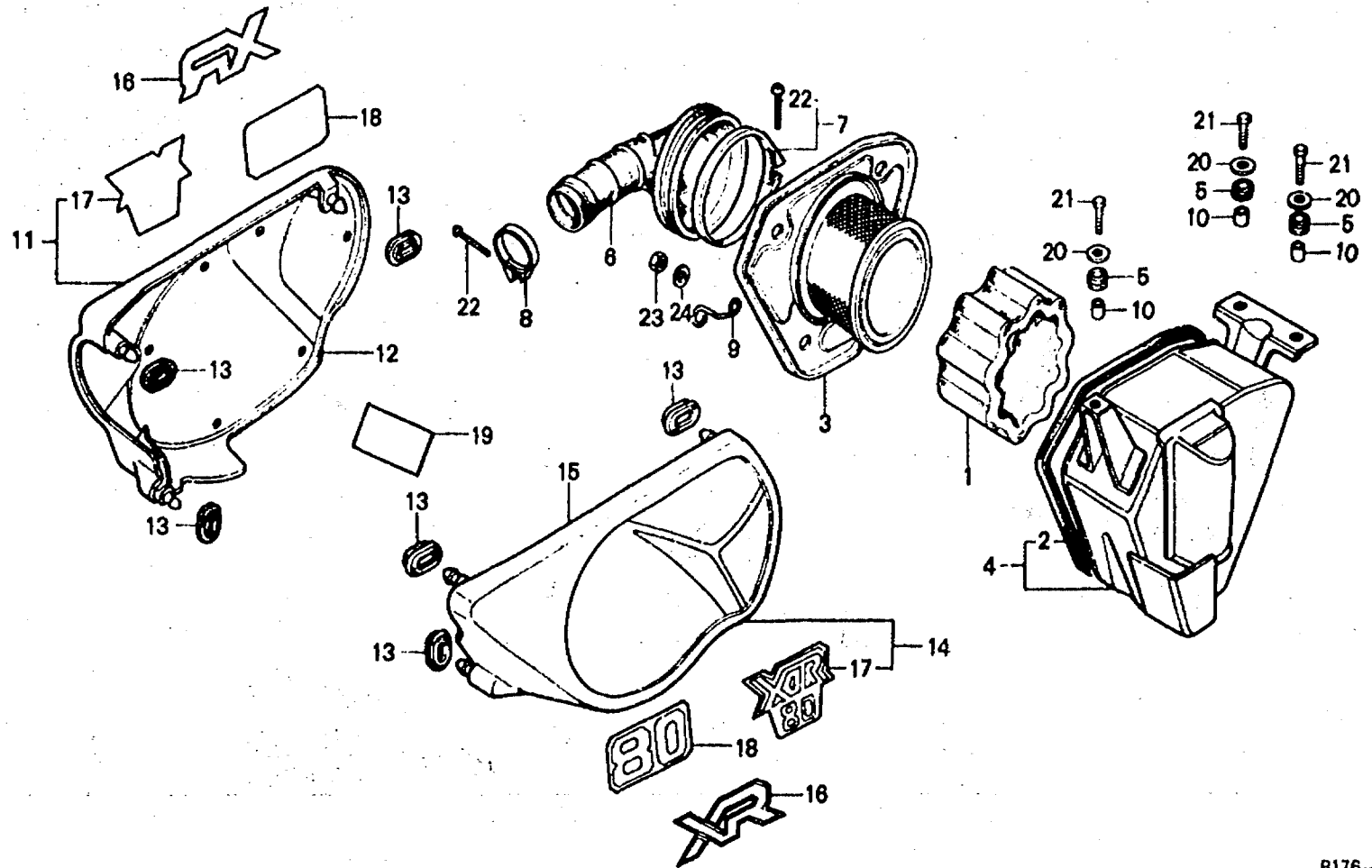
**F-10**

**Air cleaner • Side cover  
(XR80Z•A•B•C)**

**Filtre à air • Couvercle latéral  
(XR80Z•A•B•C)**

**Luftfilter • Seitendeckel  
(XR80Z•A•B•C)**

**Limpiador de aire • Cubierta lateral  
(XR80Z•A•B•C)**



B176-26A

Service item	F.R.T.	Ref. No.	Part No.	Description	Reqd. No.					Serial No.	Area code
					Z	A	B	C	D		
		9	17265-159-610	CLIP, AIR VENT TUBE	1	1	1	1			
		10	33603-053-650	COLLAR, RR. WINKER STAY	3	3	3	3			
		11	83500-176-000ZA	COVER ASSY., R. SIDE *R-23*	1	1					
		12	83510-176-000ZA	COVER COMP., R. SIDE *R-23*				1			
			83510-176-750ZA	COVER COMP., R. SIDE *R-23*					1		
		13	83531-300-000	GROMMET, AIR CLEANER CASE	6	6	6	6			
		14	83600-176-000ZA	COVER ASSY., L. SIDE *R-23*	1	1					
		15	83610-176-000ZA	COVER COMP., L. SIDE *R-23*				1			
			83610-176-750ZA	COVER COMP., L. SIDE *R-23*					1		
		16	87127-176-750	EMBLEM, SIDE COVER						2	

**G 7**

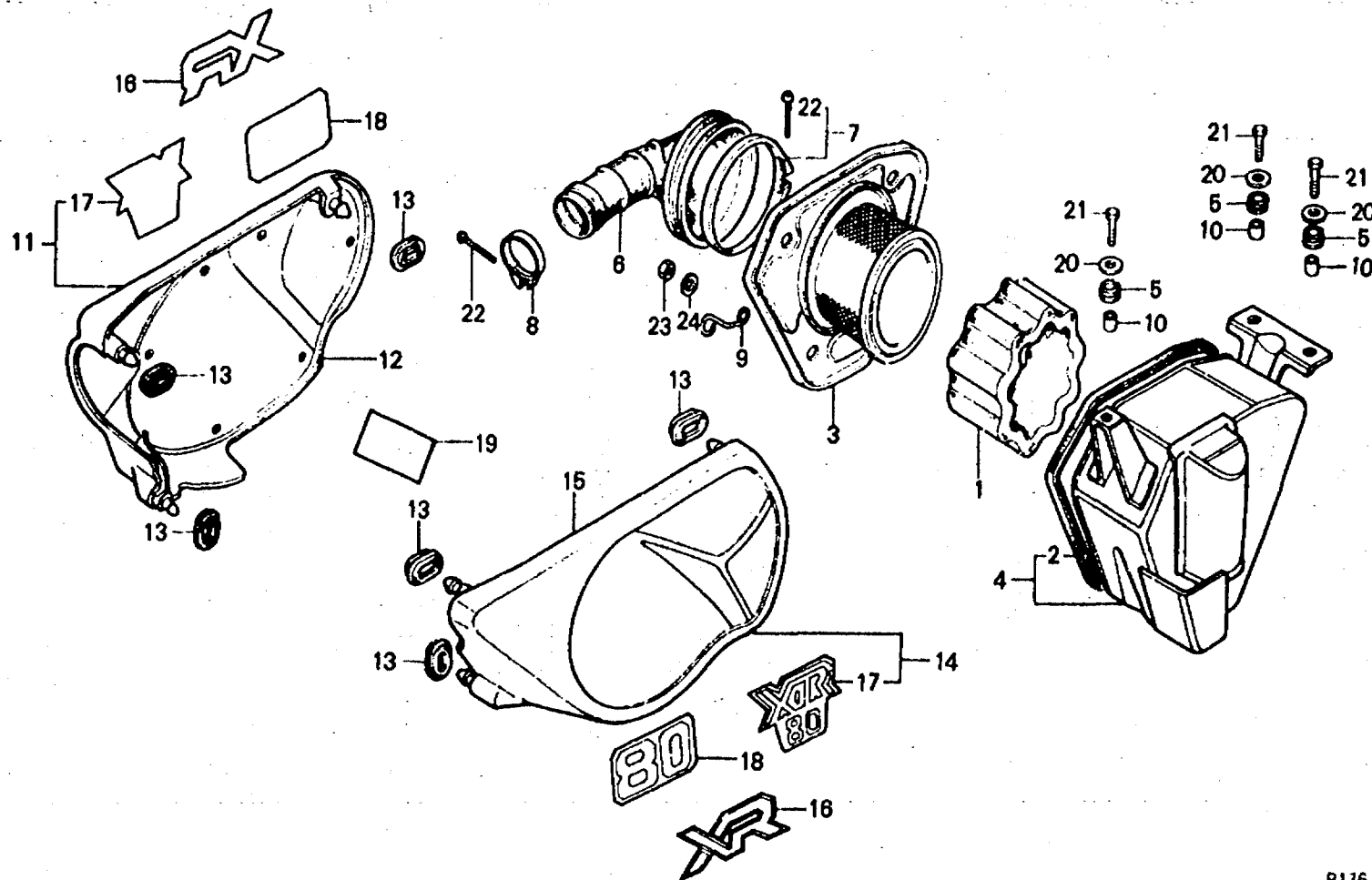
**F-10**

**Air cleaner • Side cover  
(XR80Z•A•B•C)**

**Filtre à air • Couvercle latéral  
(XR80Z•A•B•C)**

**Luftfilter • Seitendeckel  
(XR80Z•A•B•C)**

**Limpiador de aire • Cubierta lateral  
(XR80Z•A•B•C)**



B176-26A

Service item	F.R.T.	Ref. No.	Part No.	Description	Reqd. No.					Serial No.	Area code
					Z	A	B	C	D		
		17	87128-176-300	EMBLEM, SIDE COVER	2	2					
		18	87128-176-770	EMBLEM, SIDE COVER			2				
		19	87508-120-000	LABEL, AIR CLEANER CAUTION			1	1			
		20	90563-355-000	WASHER, WHEEL, 6MM	3	3	3	3			
		21	92000-06025	BOLT, HEX., 6X25	3	3	3	3			
		22	93500-04025-0A	SCREW, PAN, 4X25	2	2	2	2			
		23	94001-06000	NUT, HEX., 6MM	3	3	3	3			
		24	94101-06000	WASHER, PLAIN, 6MM	3	3	3	3			

1982.07.20

E

G7



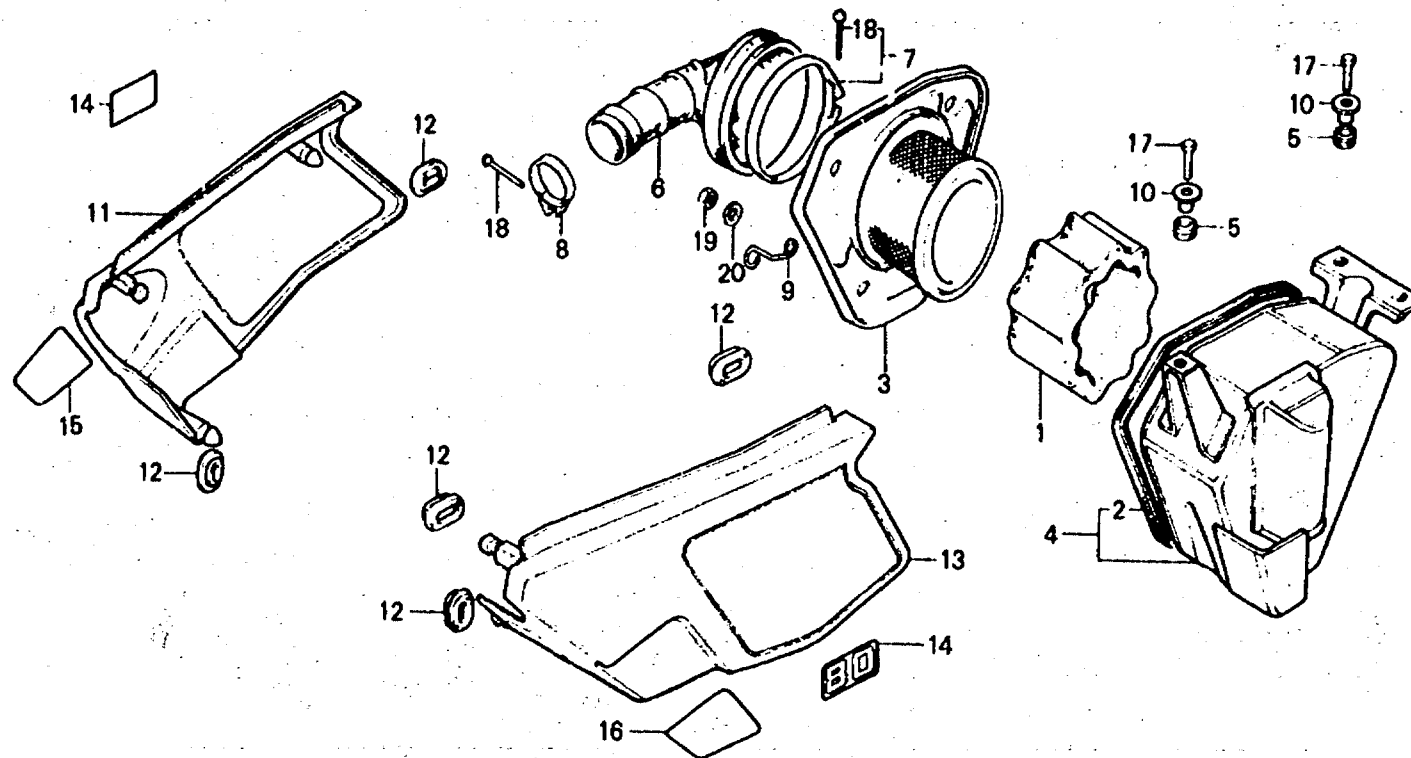
# F-10-1

Air cleaner • Side cover  
(XR80D)

Filtre à air • Couvercle latéral  
(XR80D)

Luftfilter • Seitendeckel  
(XR80D)

Limpiador de aire • Cubierta lateral  
(XR80D)



B176-38

Service item	F.R.T.	Ref. No.	Part No.	Description	Reqd. No.				Serial No.	Area code
					Z	A	B	C		
ELEMENT, AIR CLEANER	0.2	1	17211-153-010	ELEMENT, AIR CLEANER					1	
COVER COMP., AIR CLEANER CASE		2	17226-152-300	PACKING, AIR CLEANER CASE					1	
TUBE, AIR CLEANER CONNECTING		3	17228-153-000	COVER COMP., AIR CLEANER CASE					1	
CASE COMP., AIR CLEANER	0.4	4	17230-176-750	CASE COMP., AIR CLEANER					1	
		5	17245-107-010	RUBBER, AIR CLEANER CASE MOUNTING					3	
		6	17253-176-000	TUBE, AIR CLEANER CONNECTING					1	
		7	17255-107-000	BAND, AIR CLEANER CONNECTING TUBE					1	
		8	17256-159-000	BAND, AIR CLEANER CONNECTING TUBE					1	
		9	17265-159-610	CLIP, AIR VENT TUBE					1	
		10	61104-357-000	COLLAR, FR. FENDER					3	

1982.07.20

E

G8





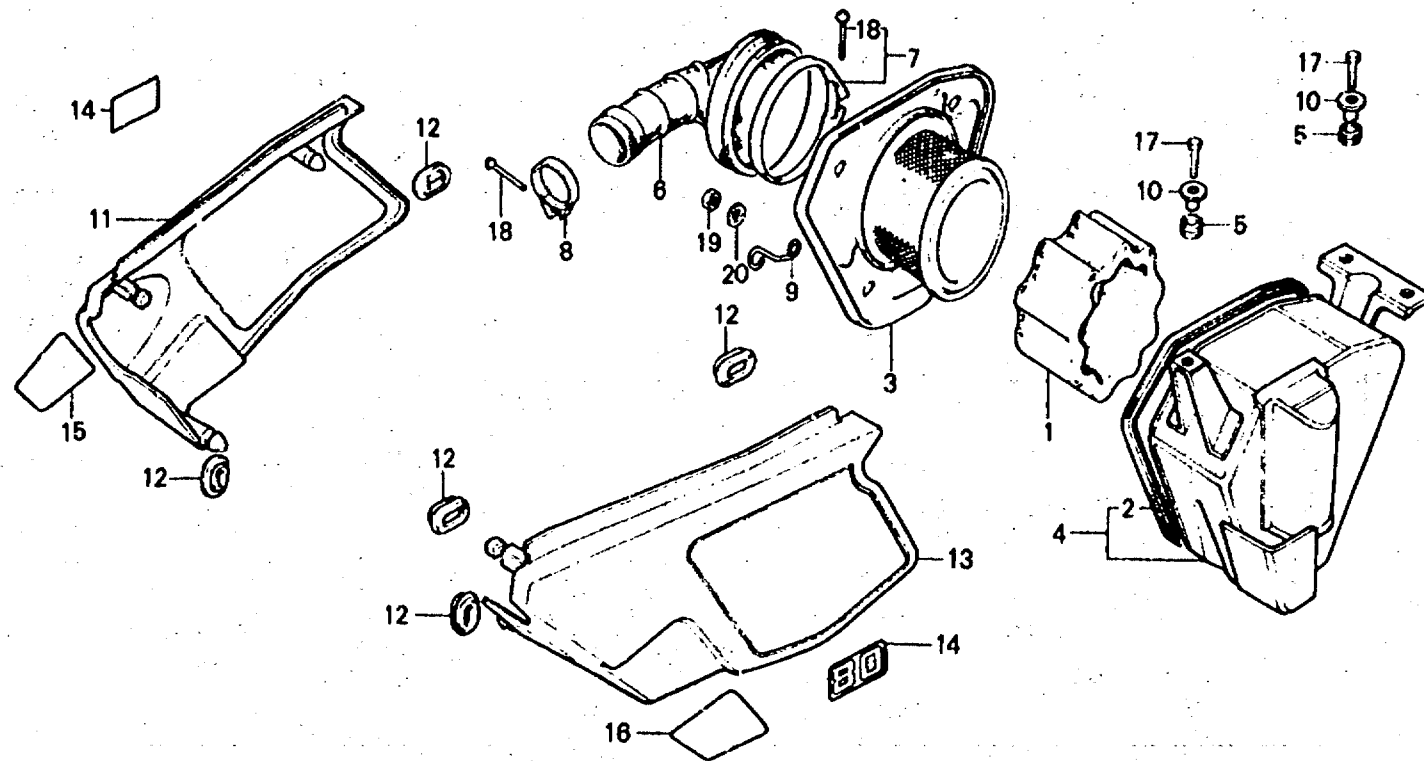
# F-10-1

Air cleaner • Side cover  
(XR80D)

Filtre à air • Couvercle latéral  
(XR80D)

Luftfilter • Seitendeckel  
(XR80D)

Limpiador de aire • Cubierta lateral  
(XR80D)



B176-38

Service item

F.R.T.

Ref. No.

Part No.

Description

Regd. No.  
XR80

Serial No.

Area code

Ref. No.	Part No.	Description	Regd. No. XR80	Serial No.	Area code
			Z A B C D		
11	83510-KA8-710ZB	COVER COMP., R. SIDE *R-119 & Y-5*			1
12	83551-300-000	GROMMET, AIR CLEANER CASE			6
13	83610-KA8-710ZB	COVER COMP., L. SIDE *R-119 & Y-5*			1
14	87127-176-680	EMBLEM, SIDE COVER			2
15	87504-KA8-710	MARK, MUFFLER CAUTION			1
	87504-KA8-740	MARK, MUFFLER CAUTION (FRENCH)			1
16	87508-KA8-710	LABEL, AIR CLEANER CAUTION			1
	87508-KA8-740	LABEL, AIR CLEANER CAUTION (FRENCH)			1
17	92000-06025	BOLT, HEX., 5X25			3
18	93500-04025-0A	SCREW, PAN, 4X25			2
19	94001-06000	NUT, HEX., 6MM			3
20	94101-06000	WASHER, PLAIN, 6MM			3

1982.07.20

E

G9

**G 10**

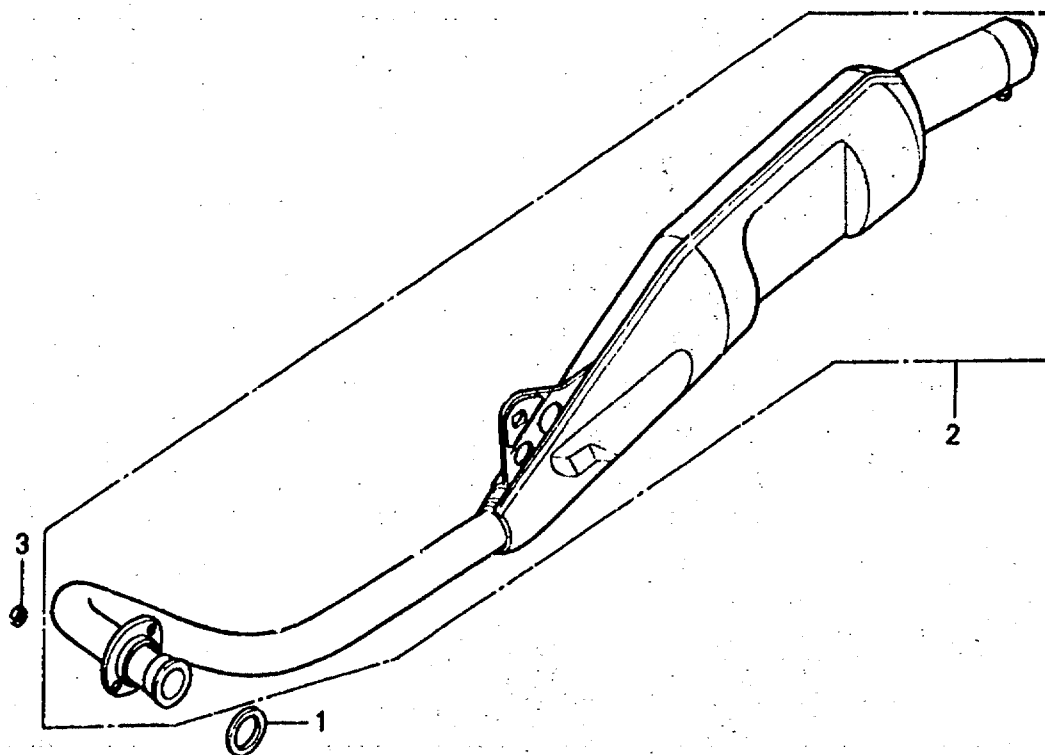
**F-11**

**Exhaust muffler  
(XR80z)**

**Pot d'échappement  
(XR80z)**

**Auspufftopf  
(XR80z)**

**Silenciador  
(XR80z)**



B176-12

Service item	F.R.T.	Ref. No.	Part No.	Description	Regd. No. XR80					Serial No.	Area code
					Z	A	B	C	D		
GASKET, EX. PIPE MUFFLER COMP., EX.	0.1	1	18291-028-000	GASKET, EX. PIPE	1						
		2	18300-176-000	MUFFLER COMP., EX.	1						
		3	94001-06000	NUT, HEX., 6MM	2						

1982.07.20

E

G10

**G 11**

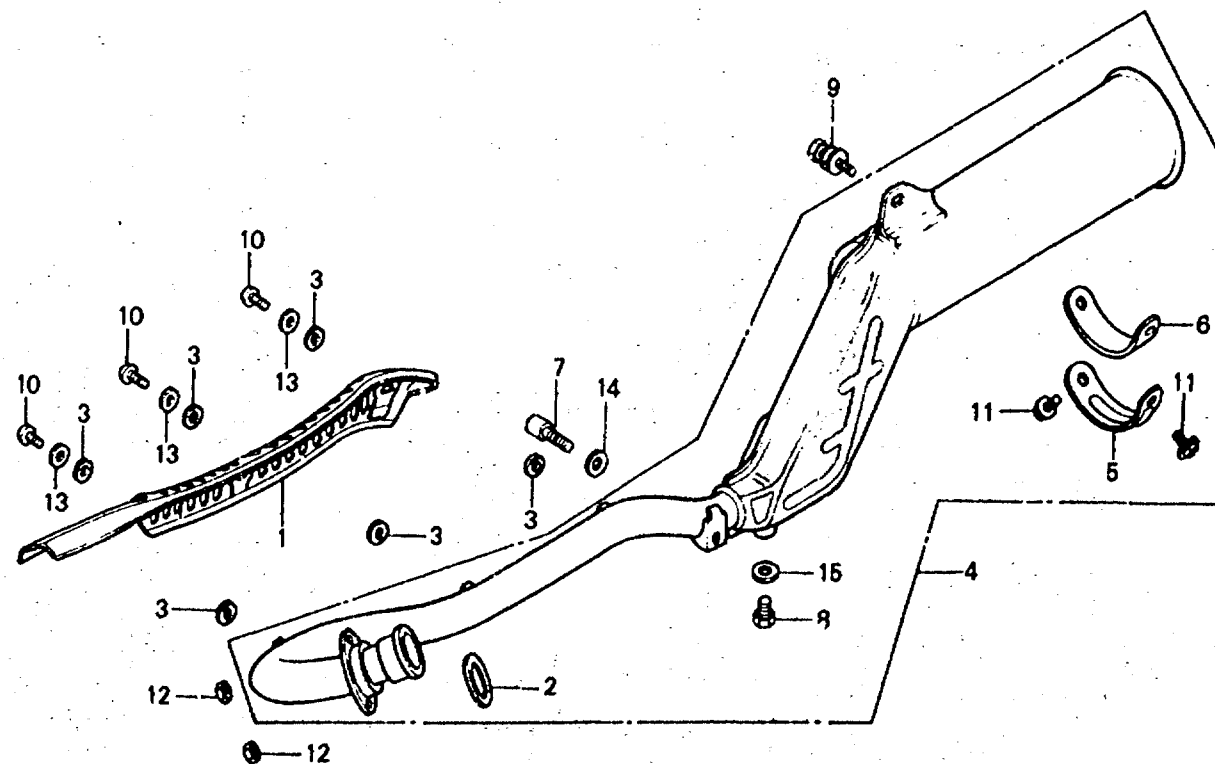
**F-11-1**

**Exhaust muffler  
(XR80A·B·C·D)**

**Pot d'échappement  
(XR80A·B·C·D)**

**Auspufftopf  
(XR80A·B·C·D)**

**Silenciador  
(XR80A·B·C·D)**



B176-27

Service item	F.R.f.	Ref. No.	Part No.	Description	Reqd. No. XR80					Serial No.	Area code
					Z	A	B	C	D		
PROTECTOR, EX. PIPE	0.1	1	18240-195-670	PROTECTOR, EX. PIPE	1						
GASKET, EX. PIPE			18240-195-671	PROTECTOR, EX. PIPE		1	1	1			
MUFFLER COMP., EX.	0.2	2	18291-028-000	GASKET, EX. PIPE	1	1	1	1			
		3	18292-415-000	PACKING, PROTECTOR	6	6	6	6			
		4	18300-176-670 18300-176-671	MUFFLER COMP., EX. MUFFLER COMP., EX.	1						
		5	18373-195-670	LID, MUFFLER		1	1				1
		6	18374-195-670	PACKING, MUFFLER LID			1	1			1
		7	90116-413-000	BOLT, SOCKET, 8X16	1	1	1	1			1
		8	92000-10012-0G	BOLT, HEX., 10X12	1	1	1	1			1
		9	93481-08020-00	BOLT-WASHER, 8X20	1	1	1	1			1
		10	93500-05010-1G	SCREW, PAN, 5X10	3	3	3	3			3
		11	93500-06012-4G	SCREW, PAN, 6X12		2	2				2
		12	94001-06000	NUT, HEX., 6MM	2	2	2	2			2
		13	94101-05000	WASHER, PLAIN, 5MM	3	3	3	3			3

1982.07.20

E

G11

**G 12**

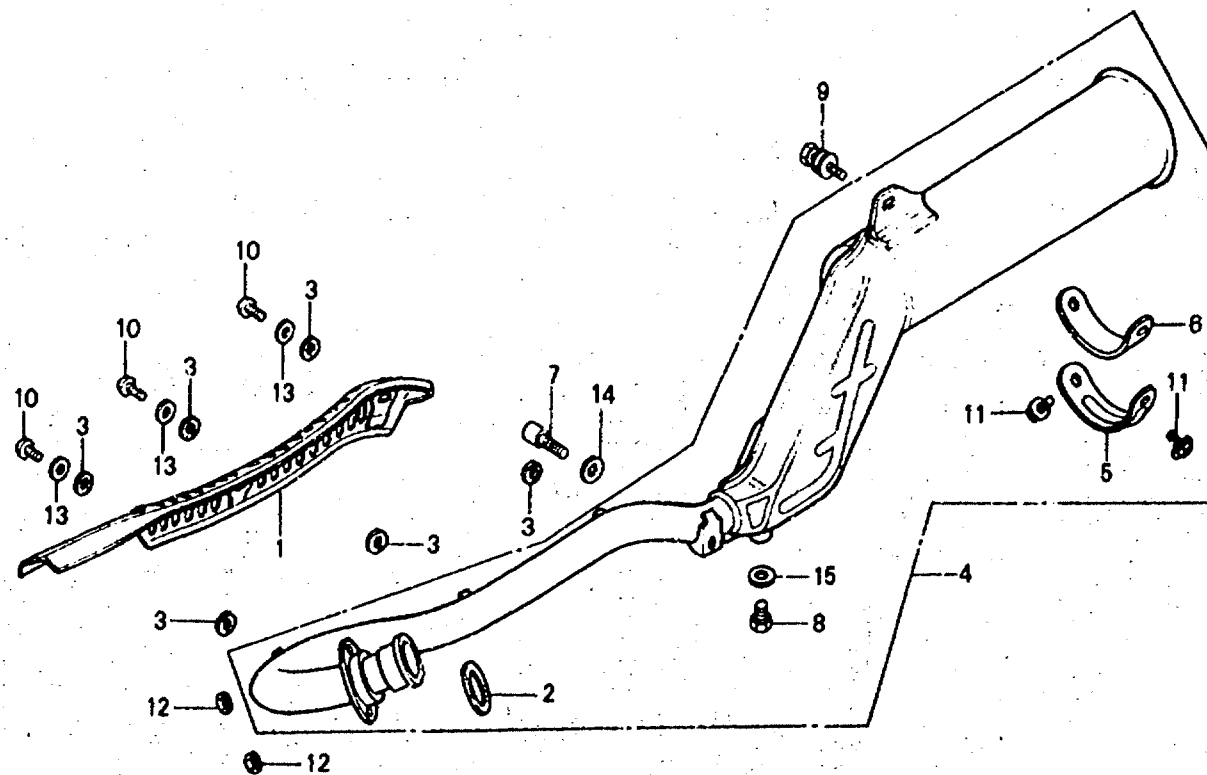
**F-11-1**

**Exhaust muffler  
(XR80A·B·C·D)**

**Pot d'échappement  
(XR80A·B·C·D)**

**Auspufftopf  
(XR80A·B·C·D)**

**Silenciador  
(XR80A·B·C·D)**



6176-27

Service item	F.R.T.	Ref. No.	Part No.	Description	Reqd. No.					Serial No.	Area code
					Z	A	B	C	D		
		14	94101-08000	WASHER, PLAIN, 8MM	1	1	1	1			
		15	94101-10700	WASHER, PLAIN, 10MM	1	1	1	1			

**G 13**

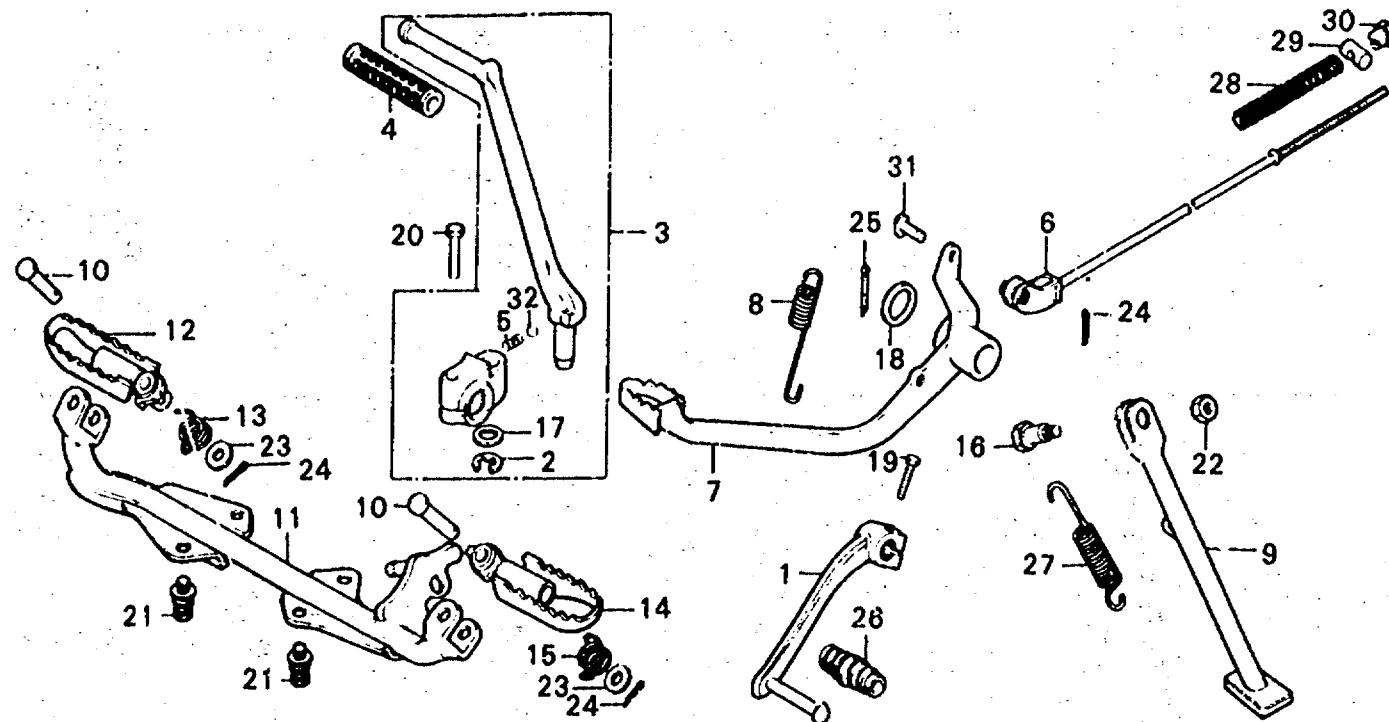
**F-12**

Pedal • Kick starter arm •  
Stand • Step (XR80z)

Pédale • Bras de kick de démarrage  
Bequille • Repose pieds (XR80z)

Pedal • Kickstarterarm •  
Ständer • Tritt (XR80z)

Pedal • Brazo de arranque de pie •  
Estante • Estribo (XR80z)



B176-13

Service item	F.R.T.	Ref. No.	Part No.	Description	Reqd. No. XR80				Serial No.	Area code
					Z	A	B	C		
PEDAL COMP., GEAR CHANGE	0.1	1	24701-153-600	PEDAL COMP., GEAR CHANGE	1					
ARM ASSY., KICK STARTER (INC. RELATIVE PART)		2	28293-333-000	CLIP, KICK STARTER ARM	1					
ARM COMP., R. STEP (INC. RELATIVE PART)		3	28300-153-000	ARM ASSY., KICK STARTER	1					
ARM COMP., R. STEP (INC. RELATIVE PART)		4	28311-342-000	RUBBER, KICK STARTER	1					
ARM COMP., L. STEP (INC. RELATIVE PART)		5	28333-124-000	SPRING, KICK STARTER STOPPER	1					
ROD COMP., RR. BRAKE	0.2	6	43451-152-000	ROD COMP., RR. BRAKE	1					
SPRING A, SIDE STAND		7	46500-153-000	PEDAL COMP., BRAKE	1					
ROD COMP., RR. BRAKE		8	46514-107-010	SPRING, BRAKE PEDAL	1					
PEDAL COMP., BRAKE		9	50530-153-000	BAR COMP., SIDE STAND	1					
BAR COMP., SIDE STAND		10	50603-033-000	PIN, STEP BAR JOINT	2					
BAR COMP., STEP	0.4	11	50610-153-000ZA	BAR COMP., STEP *NH-1*	1					
		12	50616-152-000	ARM COMP., R. STEP	1					
		13	50617-283-000	SPRING, R. STEP RETURN	1					

**G 14**

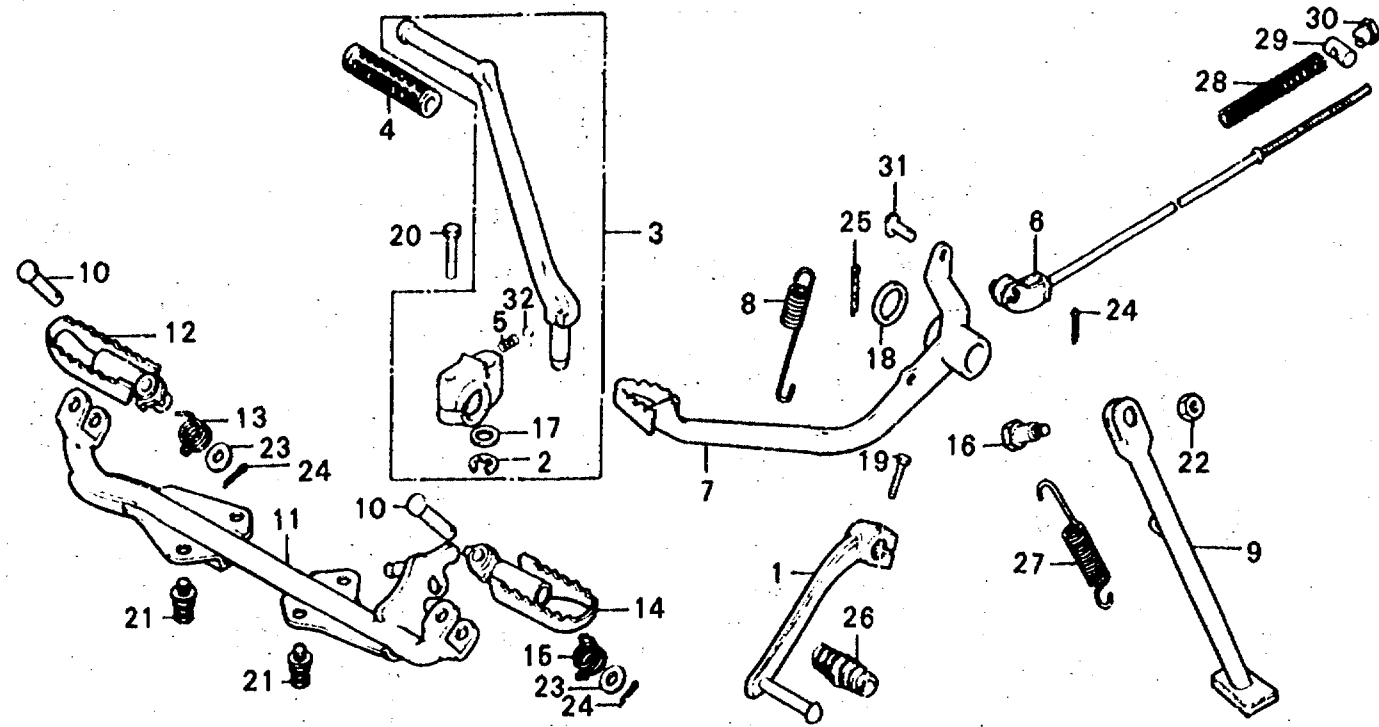
**F-12**

Pedal • Kick starter arm •  
Stand • Step (XR80z)

Pédale • Bras de kick de démarrage •  
Bequille • Repose pieds (XR80z)

Pedal • Kickstarterarm •  
Ständer • Tritt (XR80z)

Pedal • Brazo de arranque de pie •  
Estante • Estribo (XR80z)



B176-13

Service item	F.R.T.	Ref. No.	Part No.	Description	Reqd. No.					Serial No.	Area code
					Z	A	B	C	D		
		14	50642-152-000	ARM COMP., L. STEP	1						
		15	50644-283-000	SPRING, L. STEP RETURN	1						
		16	90108-223-000	SCREW, SIDE STAND PIVOT	1						
		17	90505-116-670	WASHER, 13X20	1						
		18	90521-028-000	WASHER, 17X22	1						
		19	92000-06020	BOLT, HEX., 6X20	1						
		20	92000-06030	BOLT, HEX., 6X30	1						
		21	93483-08020-00	BOLT-WASHER, 8X20	4						
		22	94002-10000-0S	NUT, HEX., 10MM	1						
		23	94101-08000	WASHER, PLAIN, 8MM	2						
		24	94201-16150	PIN, SPLIT, 1.6X15	3						
		25	94201-30250	PIN, SPLIT, 3.0X25	1						
		26	95011-40000	RUBBER, CHANGE PEDAL	1						
		27	95014-72102	SPRING A, SIDE STAND	1						
		28	95014-73100	SPRING A, BRAKE ROD	1						

1982.07.20

E

G14

**G 15**

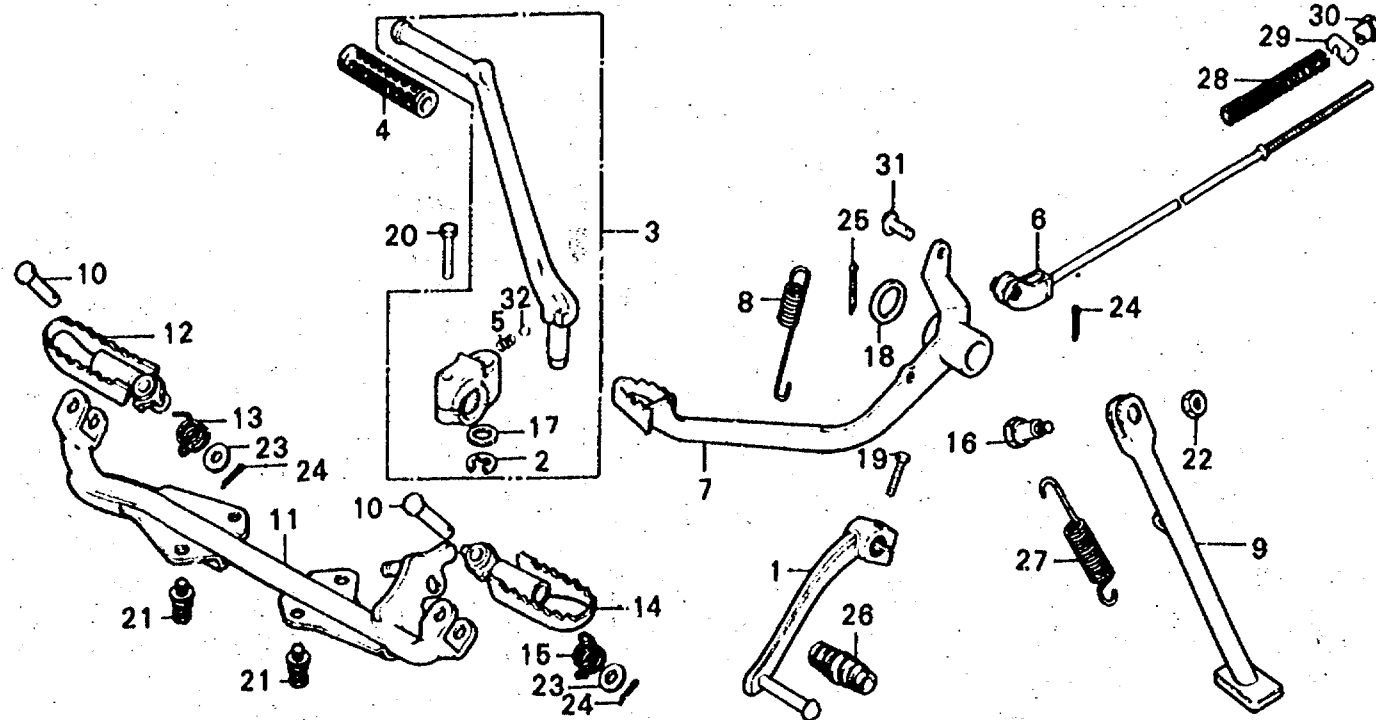
**F-12**

Pedal • Kick starter arm •  
Stand • Step (XR80z)

Pédale • Bras de kick de démarrage •  
Bequille • Repose pieds (XR80z)

Pedal • Kickstarterarm •  
Ständer • Tritt (XR80z)

Pedal • Brazo de arranque de pie •  
Estante • Estribo (XR80z)



B176-13

Service item	F.R.T.	Ref. No.	Part No.	Description	2	Serial No.	Area code
					Reqd. No. XR80		
					A B C D		
		29	95015-32001	JOINT B, BRAKE ARM	1		
		30	95015-42000	NUT B, BRAKE ROD ADJUSTING	1		
		31	95015-52000	PIN B, BRAKE ROD JOINT	1		
		32	96211-08000	BALL, STEEL, #6 (1/4)	1		

1962.07.20

E

G15

**G 16**

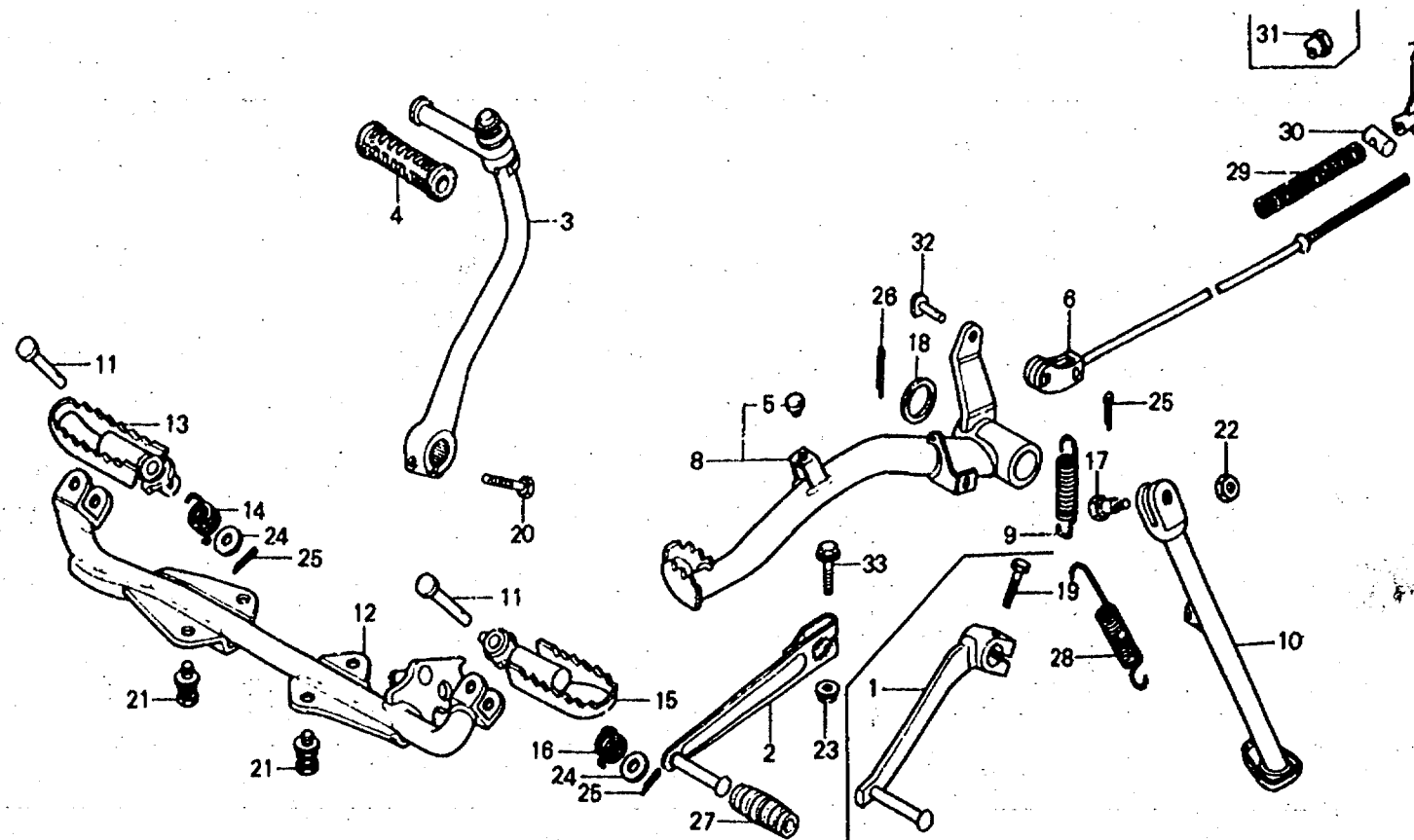
**F-12-1**

Pedal • Kick starter arm •  
Stand • Step (XR80A•B•C•D)

Pédale • Bras de kick  
de démarrage • Bequille •  
Repose pieds (XR80A•B•C•D)

Pedal • Kickstarterarm •  
Ständer • Tritt (XR80A•B•C•D)

Pedal • Brazo de arranque de pie •  
Estante • Estribo (XR80A•B•C•D)



B176-23

Service item	F.R.T.	Ref. No.	Part No.	Description	Regd. No. XR80					Serial No.	Area code
					Z	A	B	C	D		
PEDAL, GEAR CHANGE	0.1	1	24701-152-710	PEDAL, GEAR CHANGE	1						
ARM ASSY., KICK STARTER (INC. RELATIVE PART)		2	24701-167-000	PEDAL, GEAR CHANGE		1	1	1			
ARM COMP., R. STEP (INC. RELATIVE PART)		3	28300-195-670	ARM ASSY., KICK STARTER	1	1	1	1			
ARM COMP., L. STEP (INC. RELATIVE PART)		4	28311-342-000	RUBBER, KICK STARTER	1	1	1	1			
PLUG, CHAIN CASE		5	40514-333-000	PLUG, CHAIN CASE	1	1	1	1			
ROD COMP., RR, BRAKE		6	43451-195-670	ROD COMP., RR, BRAKE	1	1	1	1			
SPRING A, SIDE STAND	0.2	7	43459-434-000	NUT, BRAKE ADJUSTING		1	1	1			
PEDAL COMP., BRAKE		8	46500-152-000	PEDAL COMP., BRAKE	1	1	1	1			
SPRING, BRAKE PEDAL		9	46514-052-000	SPRING, BRAKE PEDAL	1	1	1	1			
BAR, SIDE STAND		10	50531-195-670	BAR, SIDE STAND	1	1	1	1			
BAR COMP., STEP	0.4	11	50603-033-000	PIN, STEP BAR JOINT	2	2	2	2			
		12	50610-195-670ZA	BAR COMP., STEP #NH-1*	1	1	1	1			
		13	50616-152-000	ARM COMP., R. STEP	1	1	1	1			
		14	50617-283-000	SPRING, R. STEP RETURN	1	1	1	1			





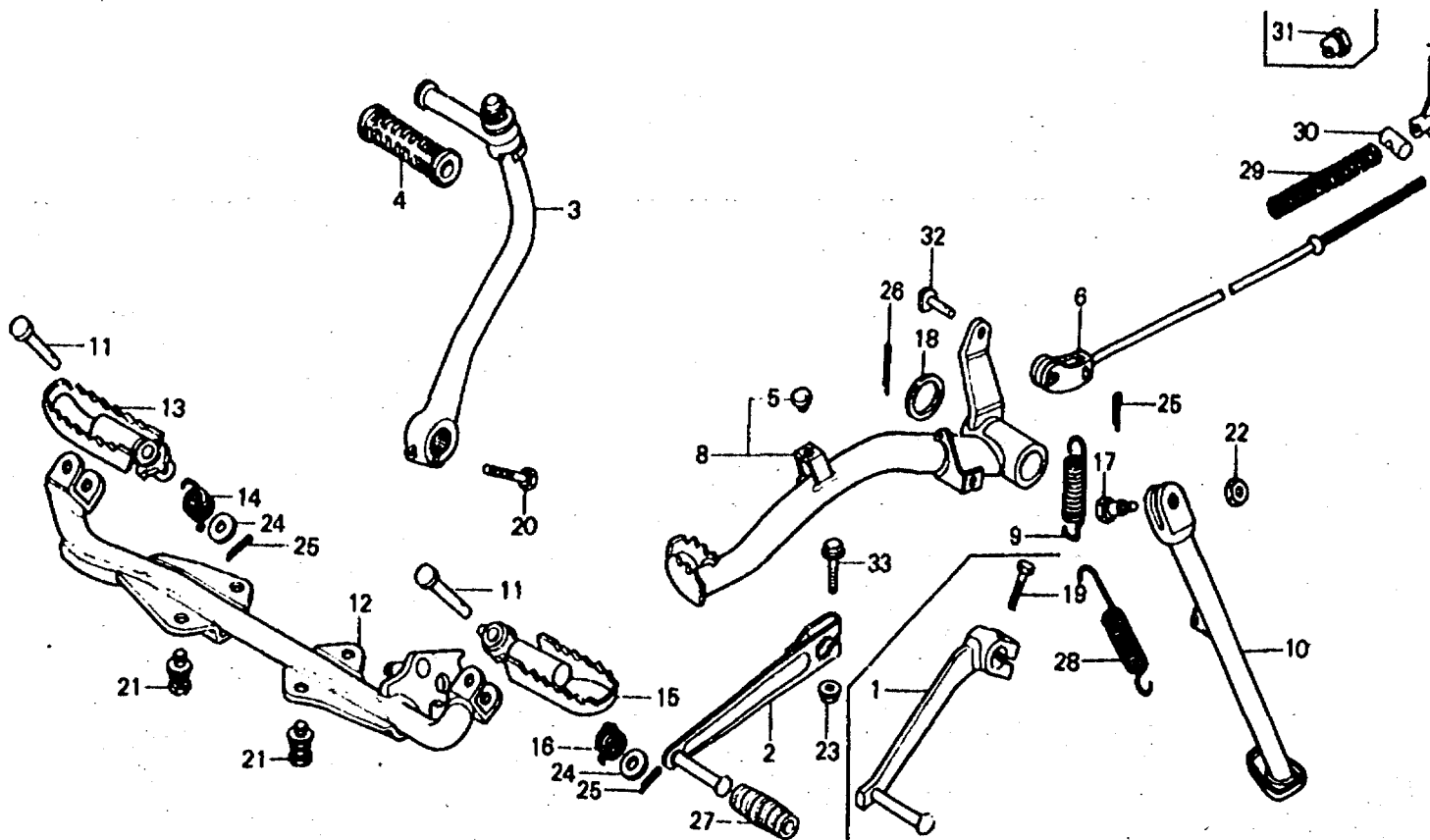
# F-12-1

Pedal • Kick starter arm •  
Stand • Step (XR80A•B•C•D)

Pédale • Bras de kick  
de démarrage • Bequille •  
Repose pieds (XR80A•B•C•D)

Pedal • Kickstarterarm •  
Ständer • Tritt (XR80A•B•C•D)

Pedal • Brazo de arranque de pie •  
Estante • Estribo (XR80A•B•C•D)



B176-28

Service item	F.R.T.	Ref. No.	Part No.	Description	Reqd. No.					Serial No.	Area code
					XR80						
					Z	A	B	C	D		
		15	50642-152-000	ARM COMP., L. STEP	1	1	1	1			
		16	50644-283-000	SPRING, L. STEP RETURN	1	1	1	1			
		17	90108-223-000	SCREW, SIDE STAND PIVOT	1	1	1	1			
		18	90321-028-000	WASHER, 17X22	1	1	1	1			
		19	92000-06020	BOLT, HEX., 6X20	1						
		20	92000-06025	BOLT, HEX., 6X25	1	1	1	1			
		21	93483-08020-00	BOLT-WASHER, 8X20	4	4	4	4			
		22	94002-10000-05	NUT, HEX., 10MM	1	1	1	1			
		23	94050-06000	NUT, FLANGE, 6MM	1	1	1	1			
		24	94101-08000	WASHER, PLAIN, 8MM	2	2	2	2			
		25	94201-16150	PIN, SPLIT, 1.6X15	3	3	3	3			
		26	94201-30750	PIN, SPLIT, 3.0X25	1	1	1	1			
		27	95011-40000	RUBBER, CHANGE PEDAL	1	1	1	1			
		28	95014-72102	SPRING A, SIDE STAND	1	1	1	1			
		29	95014-73100	SPRING A, BRAKE ROD	1	1	1	1			

1982.07.20

E

H1

**H 2**

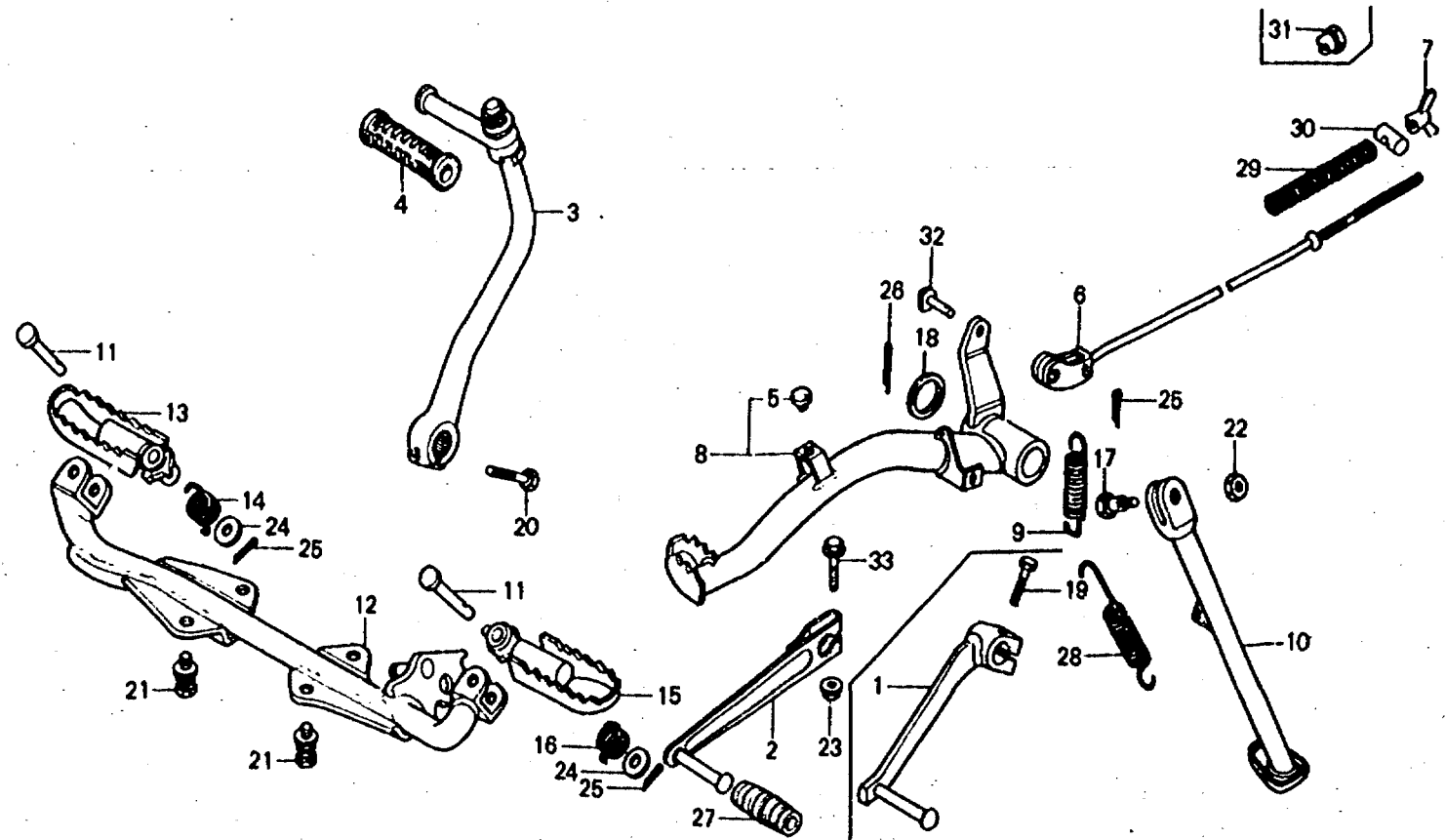
**F-12-1**

**Pedal • Kick starter arm •  
Stand • Step (XR80A•B•C•D)**

**Pédale • Bras de kick  
de démarrage • Bequille •  
Repose pieds (XR80A•B•C•D)**

**Pedal • Kickstarterarm •  
Ständer • Tritt (XR80A•B•C•D)**

**Pedal • Brazo de arranque de pie •  
Estante • Estribo (XR80A•B•C•D)**



B176-28

Service item	F.R.T.	Ref. No.	Part No.	Description	Reqd. No.					Serial No.	Area code
					Z	A	B	C	D		
		30	95015-32001	JOINT B, BRAKE ARM	1	1	1	1			
		31	95015-42000	NUT B, BRAKE ROD ADJUSTING	1						
		32	95015-52000	PIN B, BRAKE ROD JOINT	1	1	1	1			
		33	95700-06028-00	BOLT, FLANGE, 6X28		1	1	1			

**H 3**

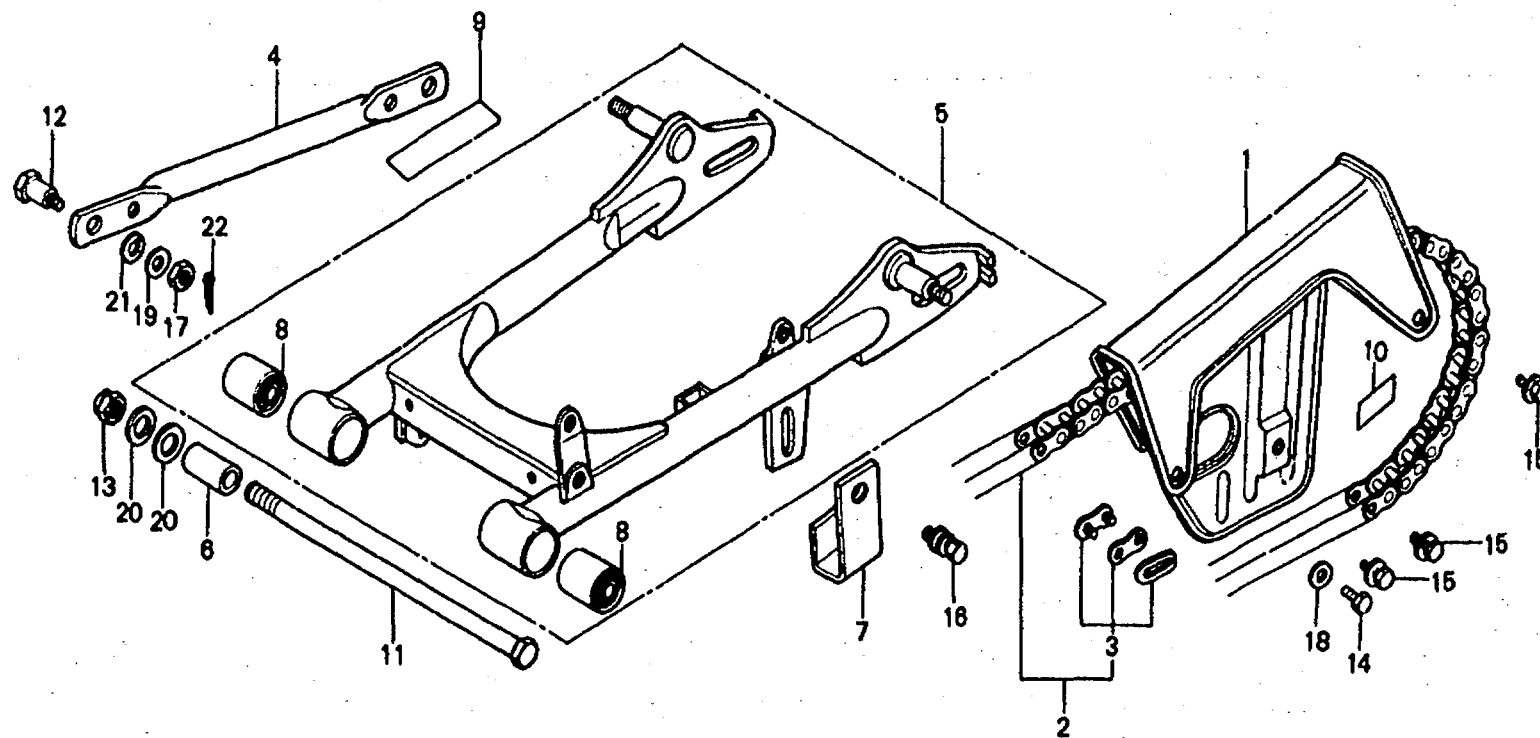
**F-13**

Rear fork • Chain case  
(XR80z)

Fourche arrière •  
Carter de chaîne (XR80z)

Hintere Schwinge •  
Kettenschutz (XR80z)

Horquilla trasera •  
Caja de cadena (XR80z)



8176-14

Service item	F.R.T.	Ref. No.	Part No.	Description	Repl. No. XR80					Serial No.	Area code
					Z	A	B	C	D		
CASE, DRIVE CHAIN	0.1	1	40510-116-671B	CASE, DRIVE CHAIN	1						
GUARD, DRIVE CHAIN		2	40530-153-000	CHAIN, DRIVE (100L TAKASAGO)	1						
CHAIN, DRIVE	0.2		40530-153-003	CHAIN, DRIVE (100L DAIDO)	1						
ARM, RR. BRAKE STOPPER		3	40531-150-005	JOINT, DRIVE CHAIN (TAKASAGO)	1						
FORK ASSY., RR.	0.3		40531-153-003	JOINT, DRIVE CHAIN (DAIDO)	1						
BUSH, RR. FORK PIVOT RUBBER	0.7	4	43431-152-000	ARM, RR. BRAKE STOPPER	1						
(ONE OR ALL)		5	52000-153-000ZA	FORK ASSY., RR. *R-23*	1						
		6	52143-153-000	COLLAR, RR. FORK PIVOT	1						
		7	52156-074-000	GUARD, DRIVE CHAIN	1						
			52156-176-000	GUARD, DRIVE CHAIN	1				5021215	5021214	
		8	52181-001-300	BUSH, RR. FORK PIVOT RUBBER	2						
		9	87504-028-670	MARK, MUFFLER CAUTION	1						

**H 4**

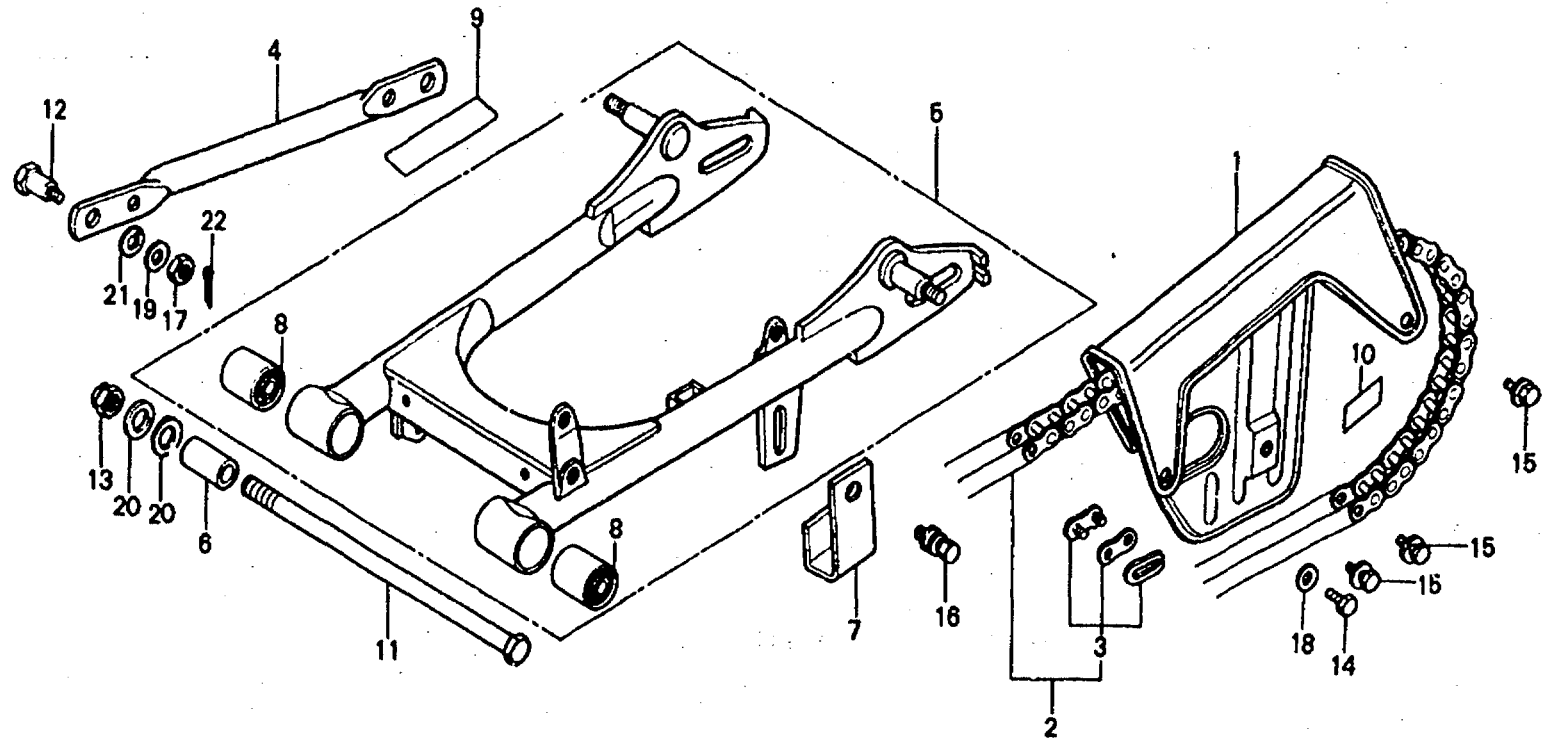
**F-13**

Rear fork • Chain case  
(XR80z)

Fourche arrière •  
Carter de chaîne (XR80z)

Hintere Schwinge •  
Kettenschutz (XR80z)

Horquilla trasera •  
Caja de cadena (XR80z)



B176-14

Service item	F.R.T.	Ref. No.	Part No.	Description	Reqd. No.				Serial No.	Area code
					Z	A	B	C		
		10	87504-428-720	MARK, MUFFLER CAUTION (FRENCH)	1					
			87505-176-720	MARK, TIRE CAUTION	1					
			87585-176-720	MARK, TIRE CAUTION (FRENCH)	1					
		11	90121-153-000	BOLT, RR, FORK PIVGT	1					
		12	90133-331-770	BOLT, RR, BRAKE STOPPER ARM	1					
		13	90351-268-000	NUT, SELF LOCK, 10MM	1					
		14	92000-06006	BOLT, HEX., 6X6	1					
		15	93481-06012-00	BOLT-WASHER, 6X12	3					
		16	93483-08016-00	BOLT-WASHER, 8X16	1					
		17	94001-08000-05	NUT, HEX., 8MM	1					
		18	94101-06000	WASHER, PLAIN, 6MM	1					
		19	94101-08000	WASHER, PLAIN, 8MM	1					
		20	94101-10000	WASHER, PLAIN, 10MM	2					
		21	94111-10000	WASHER, SPRING, 10MM	1					

1982.07.20

E

H4

**H 5**

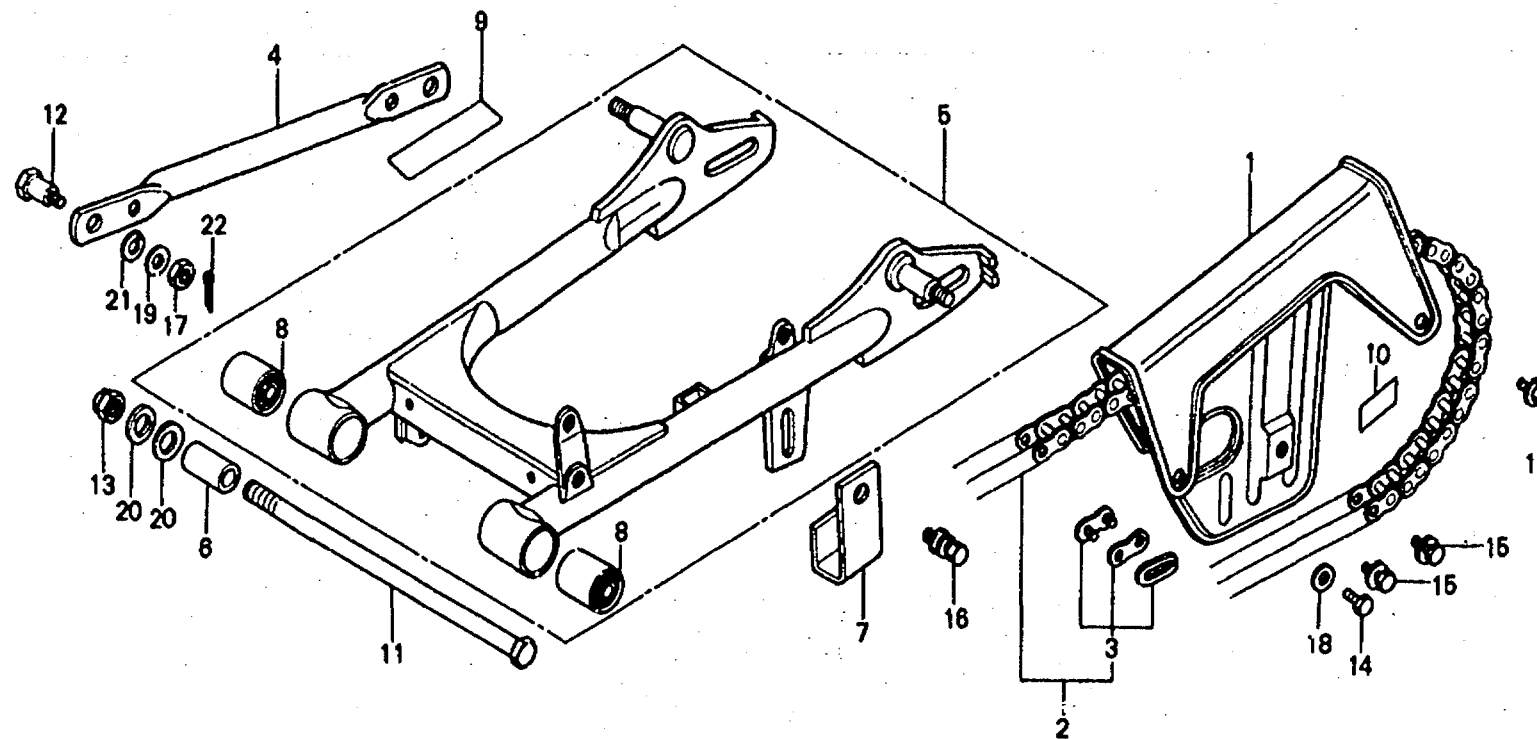
**F-13**

Rear fork • Chain case  
(XR80z)

Fourche arrière •  
Carter de chaîne (XR80z)

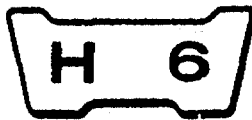
Hintere Schwinge •  
Kettenschutz (XR80z)

Horquilla trasera •  
Caja de cadena (XR80z)



B176-14

Service item	F.R.T.	Ref. No.	Part No.	Description	Reqd. No.					Serial No.	Area code
					Z	A	B	C	D		
		22	94201-20150	PIN, SPLIT, 2.0X15	1						



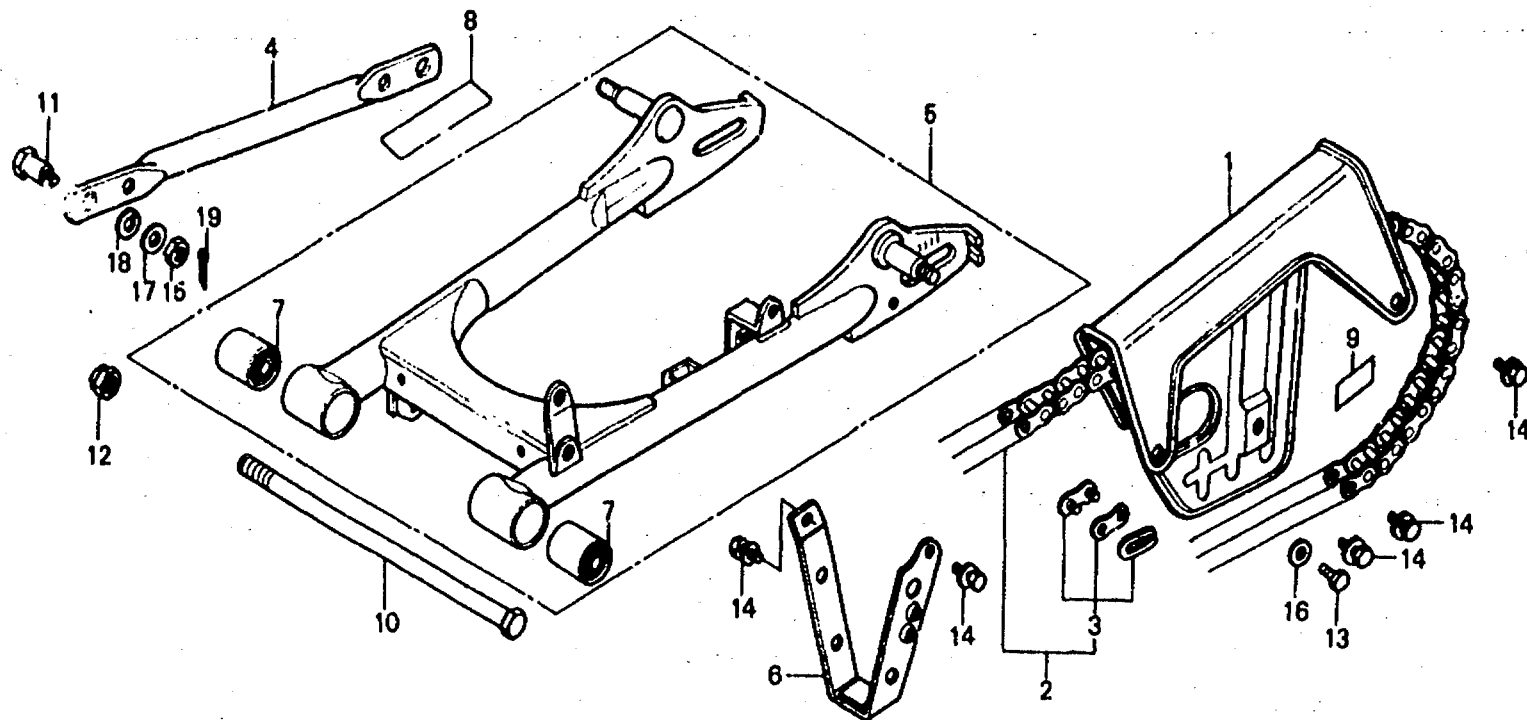
# F-13-1

Rear fork • Chain case  
(XR80A•B•C•D)

Fourche arrière • Carter de chaîne  
(XR80A•B•C•D)

Hintere Schwinge • Kettenschutz  
(XR80A•B•C•D)

Horquilla trasera • Caja de cadena  
(XR80A•B•C•D)



B176-21

Service item	F.R.T.	Ref. No.	Part No.	Description	Regd. No. XR80				Serial No.	Area code
					Z	A	B	C		
CASE, DRIVE CHAIN	0.1	1	40510-116-671B	CASE, DRIVE CHAIN	1	1	1	1		
GUARD, CHAIN		2	40530-153-000	CHAIN, DRIVE (100L TAKASAGO)	1	1	1	1		
CHAIN, DRIVE	0.2		40330-153-003	CHAIN, DRIVE (100L DAIDO)	1	1	1	1		
ARM, RR. BRAKE STOPPER		3	40531-150-005	JOINT, DRIVE CHAIN (TAKASAGO)	1	1	1	1		
FORK ASSY., RR.	0.5		40531-153-003	JOINT, DRIVE CHAIN (DAIDO)	1	1	1	1		
BUSH, RR. FORK PIVOT RUBBER (ONE OR ALL)	0.7	4	43431-195-670	ARM, RR. BRAKE STOPPER	1	1	1	1		
		5	52000-195-670ZB	FORK ASSY., RR. *R-23*	1	1	1			
			52000-195-670ZD	FORK ASSY., RR. *R-119*						1
		6	52156-176-670ZA	GUARD, CHAIN *R-23*	1	1	1			
			52156-176-670ZB	GUARD, CHAIN *R-119*						1
		7	52181-001-300	BUSH, RR. FORK PIVOT RUBBER	2	2	2	2		
		8	87504-028-670	MARK, MUFFLER CAUTION	1	1	1			

**H 7**

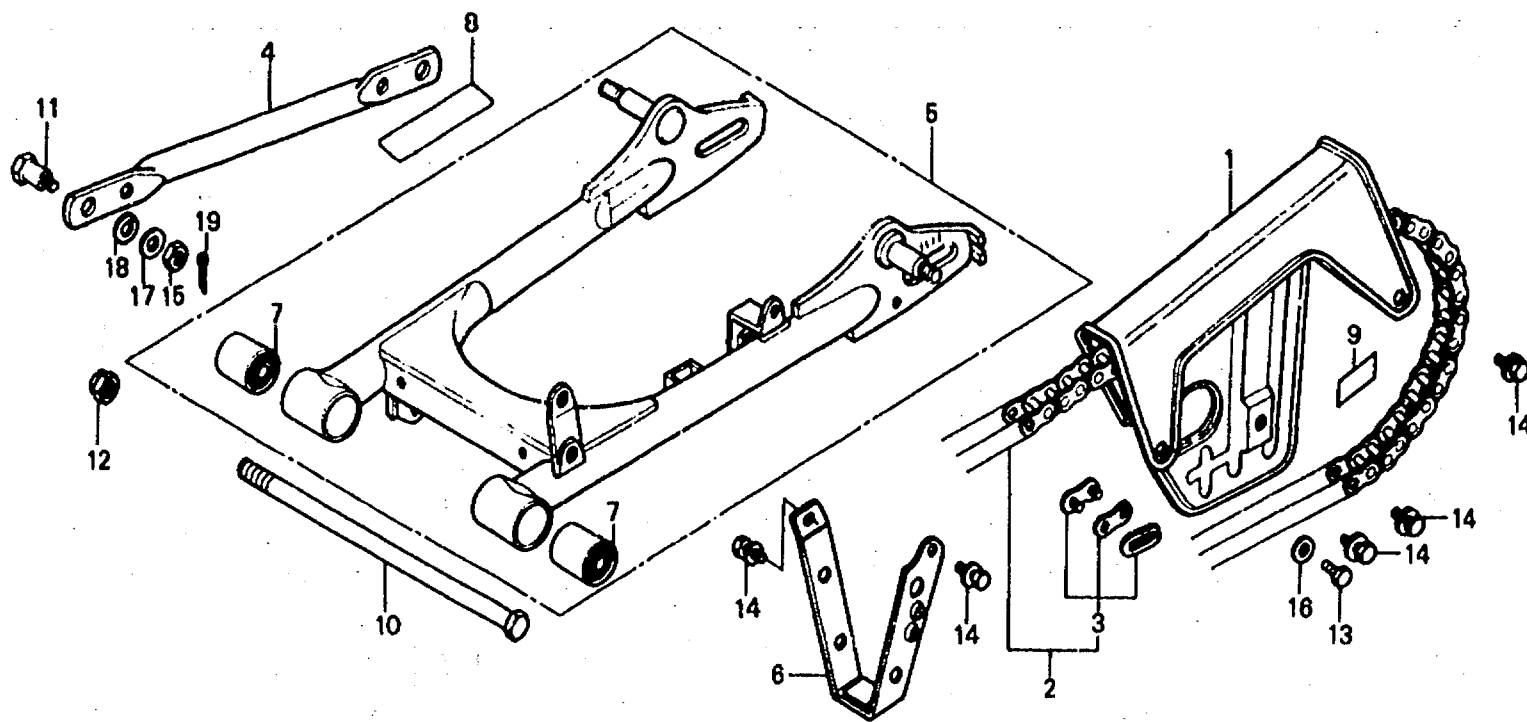
**F-13-1**

Rear fork • Chain case  
(XR80A•B•C•D)

Fourche arrière • Carter de chaîne  
(XR80A•B•C•D)

Hintere Schwinge • Kettenschutz  
(XR80A•B•C•D)

Horquilla trasera • Caja de cadena  
(XR80A•B•C•D)



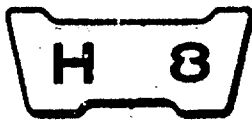
B176-21

Service item	F.R.T.	Ref. No.	Part No.	Description	Regd. No. XR80					Serial No.	Area code
					Z	A	B	C	D		
			87504-428-720	MARK, MUFFLER CAUTION (FRENCH)	1	1	1				
		9	87505-176-680	MARK, TIRE CAUTION							1
			87503-176-690	MARK, TIRE CAUTION (FRENCH)							1
			87505-176-730	MARK, TIRE CAUTION	1						
			87505-176-740	MARK, TIRE CAUTION		1	1				
			87505-176-760	MARK, TIRE CAUTION		1	1				
			87585-176-730	MARK, TIRE CAUTION (FRENCH)	1						
		10	90121-063-000	BOLT, RR. FORK PIVOT	1	1	1				
			90121-KA8-000	BOLT, RR. FORK PIVOT							1
		11	90133-331-770	BOLT, RR. BRAKE STOPPER ARM	1	1	1				
			92812-10000	BOLT A, STOPPER ARM							1
		12	90351-268-000	NUT, SELF LOCK, 10MM	1	1	1				
			90304-GA6-003	NUT, AXLE							1
		13	92000-06006	BOLT, HEX., 6X6	1	1	1	1			

1982.07.20

E

H7



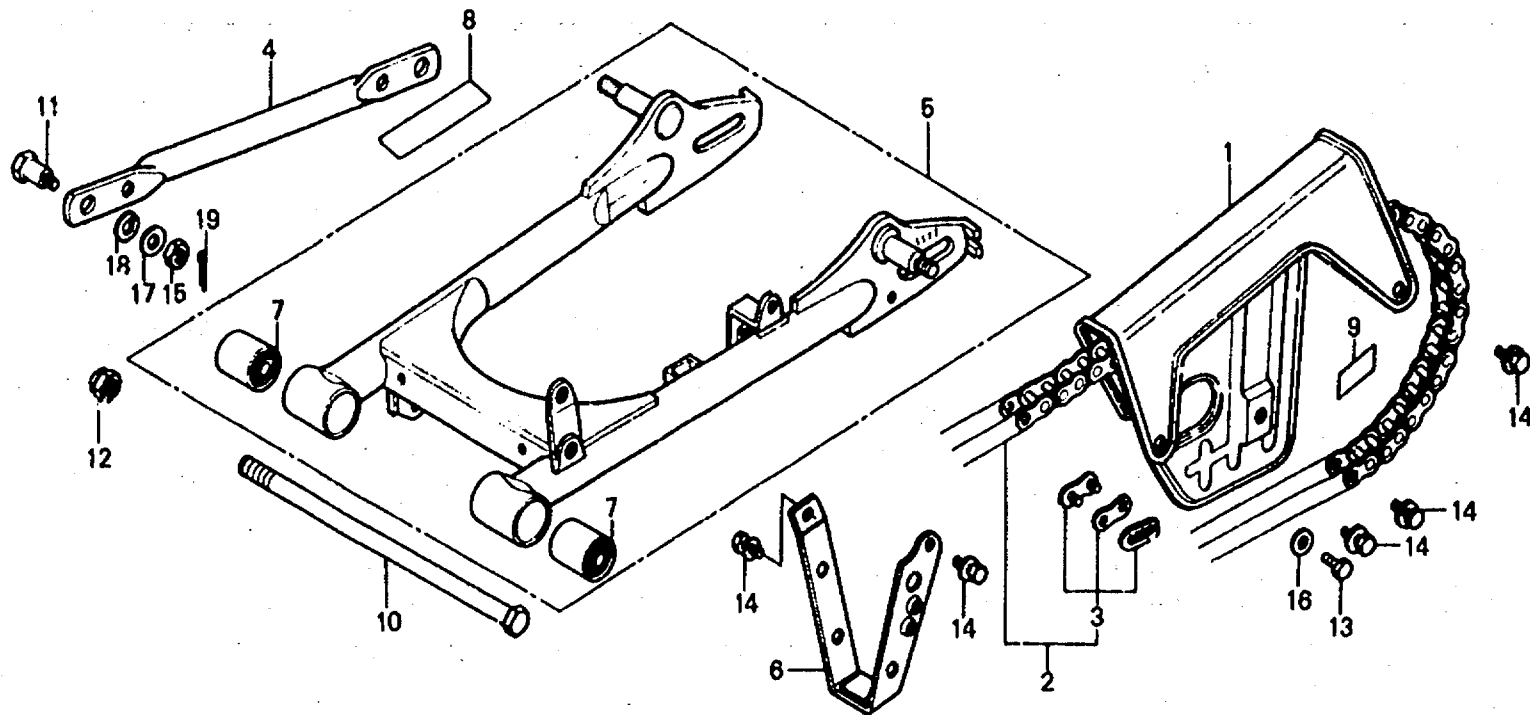
# F-13-1

Rear fork • Chain case  
(XR80A•B•C•D)

Fourche arrière • Carter de chaîne  
(XR80A•B•C•D)

Hintere Schwinge • Kettenschutz  
(XR80A•B•C•D)

Horquilla trasera • Caja de cadena  
(XR80A•B•C•D)



B176-21

Service item	F.R.T.	Ref. No.	Part No.	Description	Reqd. No.				Serial No.	Area code
					Z	A	B	C		
		14	93481-06012-00	BOLT-WASHER, 6X12	5	5	5	5		
		15	94001-08000-05	NUT, HEX., 8MM	1	1	1	1		
		16	94101-06000	WASHER, PLAIN, 6MM	1	1	1	1		
		17	94101-08000	WASHER, PLAIN, 8MM	1	1	1	1		
		18	94111-10000	WASHER, SPRING, 10MM	1	1	1	1		
		19	94201-20150	PIN, SPLIT, 2.0X15	1	1	1	1		



**H 9**

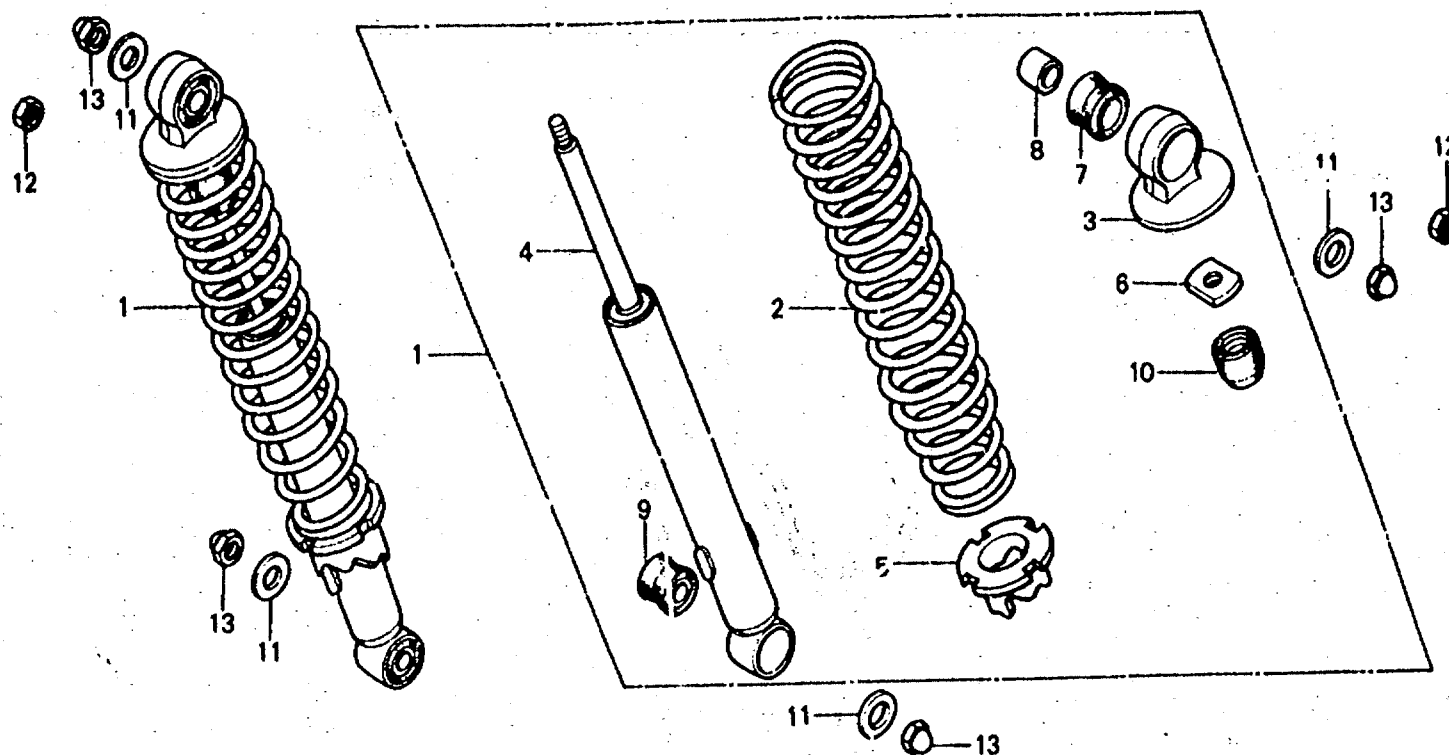
**F-14**

Rear cushion

Amortisseur arrière

Hinterer Stoßdämpfer

Amortiguador trasero



B178-22

Service item	F.R.T.	Ref. No.	Part No.	Description	Reqd. No. XR80					Serial No.	Area code
					Z	A	B	C	D		
CUSHION ASSY., RR. DAMPER COMP., RR. (INC. RELATIVE PART)	0.1	1	52400-153-003	CUSHION ASSY., RR.	2	2	2				
	0.3		52400-153-013	CUSHION ASSY., RR.				2	2		
			2	52401-153-003	SPRING, RR. CUSHION	2	2	2	2	2	
			3	52403-153-003	JOINT, UPPER (SHOWA)	2	2	2	2	2	
			4	52410-153-003	DAMPER COMP., RR.	2	2	2			
				52410-153-013	DAMPER COMP., RR.				2	2	2
			5	52422-455-000	ADJUSTER, RR. CUSHION SPRING	2	2	2	2	2	
			6	52482-153-003	NUT, LOCK, 9MM (SHOWA)	2	2	2	2	2	
			7	52485-118-000	BUSH, RR. CUSHION	2	2	2	2	2	
			8	52488-001-000	COLLAR, RR. CUSHION UPPER RUBBER BUSH	2	2	2	2	2	
			9	52489-153-003	BUSH, DAMPER	2	2	2	2	2	
			10	52517-153-003	RUBBER, STOPPER (SHOWA)	2	2	2	2	2	
			11	90551-033-000	WASHER, SPROCKET SETTING	4	4	4	4	4	
		12	94001-10000-0S	NUT, HEX., 10MM		2	2	2	2		
		13	94021-10000-0S	NUT, CAP, 10MM	4	2	2	2	2		

1982.07.20

E

H9

**H 10**

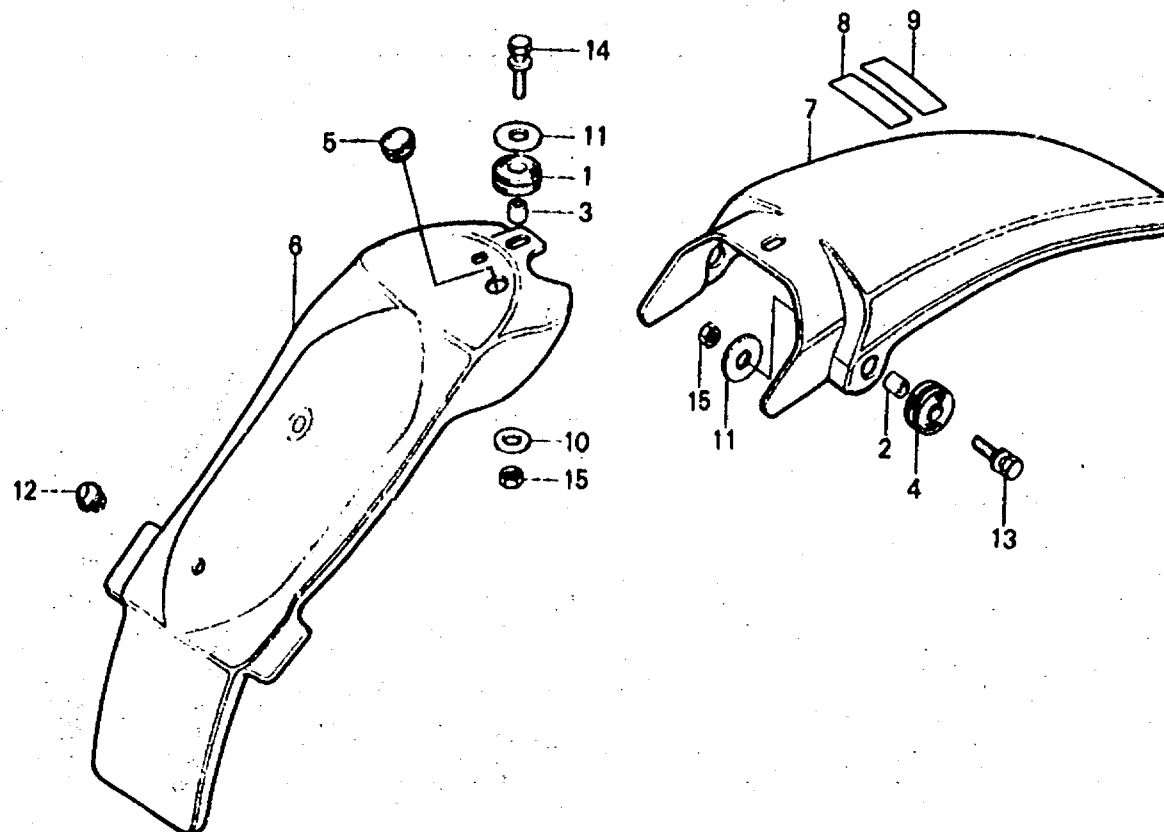
**F-15**

Rear fender

Garde-boue arrière

Hinterer Kotflügel

Parafango trasero



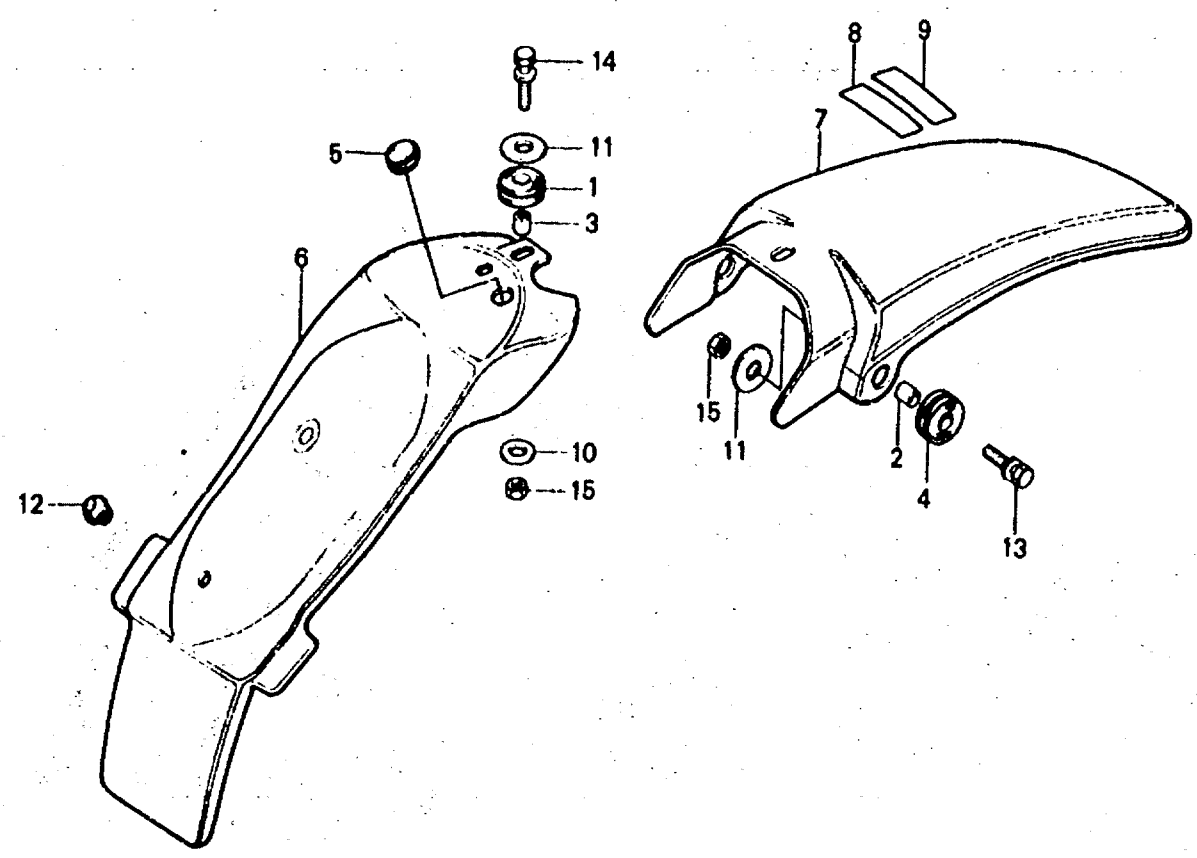
B176-23

Service item	F.R.T.	Ref. No.	Part No.	Description	Regd. No. XR80					Serial No.	Area code
					Z	A	B	C	D		
FENDER B, RR. FENDER A, RR.	0.2 0.1	1	17245-107-010	RUBBER, AIR CLEANER CASE MOUNTING	1	1	1	1	1		
		2	33603-053-650	COLLAR, RR. WINKER STAY	2	2	2	2	2		
		3	50324-300-000	COLLAR, BATTERY BOX	1	1	1	1	1		
		4	61103-357-000	RUBBER, FR. FENDER MOUNTING	2	2	2	2	2		
		5	66218-634-900	GROMMET A, METER CASE	1	1	1	1	1		
		6	80101-152-7702B	FENDER B, RR. #R-23*	1	1	1	1			
			80101-152-7702E	FENDER B, RR. #R-119*					1		
		7	80102-153-0002A	FENDER A, RR. #R-23*	1	1	1	1			
			80102-KA9-6807A	FENDER A, RR. #R-119*					1		
		8	87504-130-7202A	LABEL, USE CAUTION *NH-1*					1		
			87504-434-6202B	LABEL, USE CAUTION *NH-1* (FRENCH)					1		
		9	87560-323-621B	MARK, DRIVE CAUTION (FRENCH)					1		
			87560-323-670B	MARK, DRIVE CAUTION					1		

**H 11**

**F-15**

Rear fender  
 Garde-boue arrière  
 Hinterer Kotflügel  
 Parafango trasero



B176-23

Service Item	F.R.T.	Ref. No.	Part No.	Description	Regd. No. XR80					Serial No.	Area code
					Z	A	B	C	D		
		10	90525-030-000	WASHER B, HANDLE HOLDER SETTING	1	1	1	1	1		
		11	90563-355-000	WASHER, WHEEL, 6MM	3	3	3	3	3		
		12	90899-385-000	PLUG, CONE	1	1	1	1	1		
		13	93481-06025-00	BOLT-WASHER, 6X25	2	2	2	2	2		
		14	93481-06028-00	BOLT-WASHER, 6X28	1	1	1	1	1		
		15	94001-06000	NUT, HEX., 6MM	3	3	3	3	3		

1982.07.20

E

H11

**H 12**

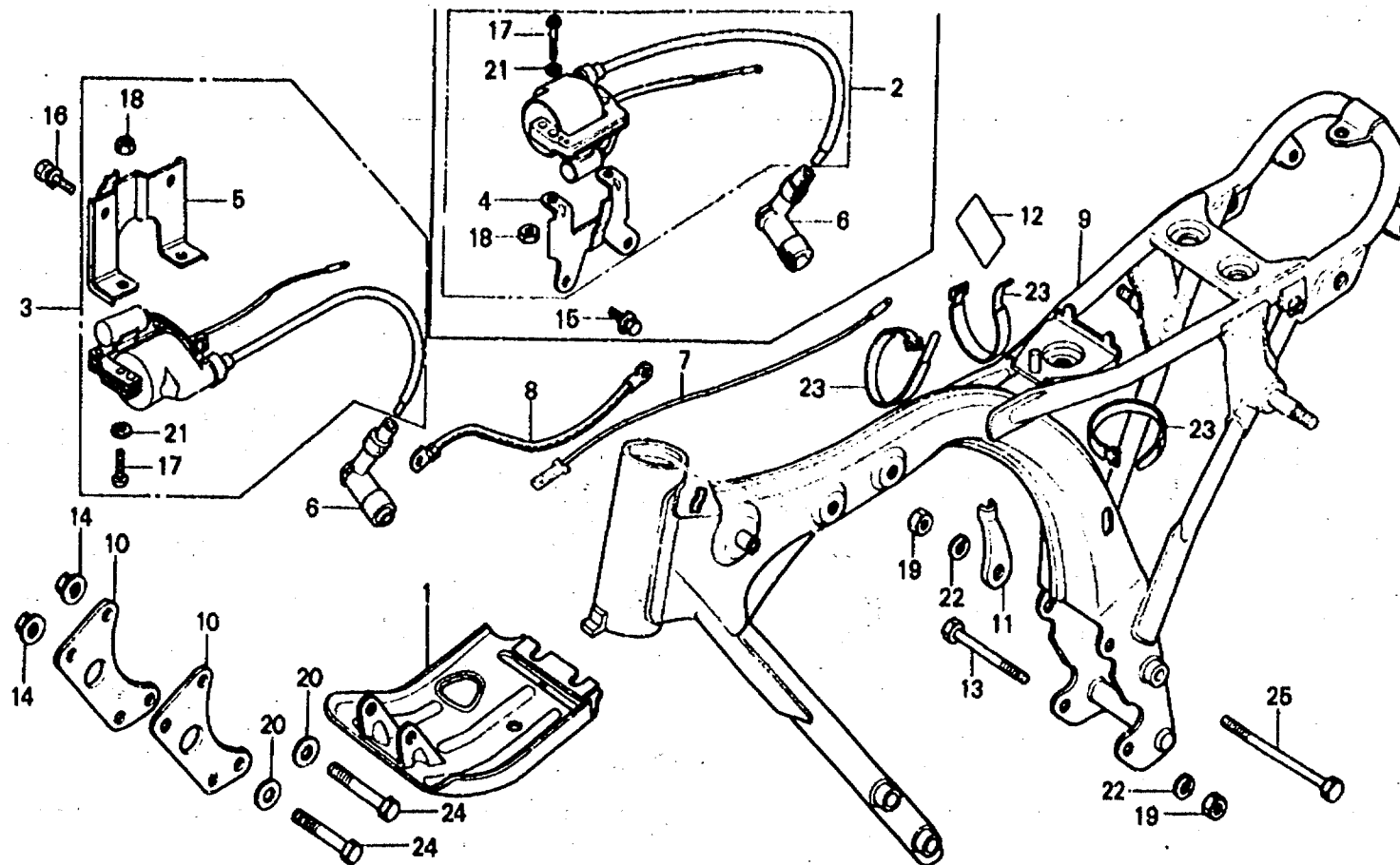
**F-16**

Frame body • Ignition coil

Cadre • Bobine d'allumage

Rahmen • Zündspule

Cuerpo de cuadro •  
Bobina de encendido



B176-29

Service item	F.R.T.	Ref. No.	Part No.	Description	Reqd. No. XR80					Serial No.	Area code
					2	A	B	C	D		
PROTECTOR, CRANKCASE PLATE, FR. ENGINE HANGER (ONE OR ALL)	0.1	1	11911-176-000ZA	PROTECTOR, CRANKCASE *NH-35M*	1						
			11911-195-670	PROTECTOR, CRANKCASE		1	1	1	1		
COIL ASSY., IGNITION HARNESS, WIRE	0.2	2	30500-153-003	COIL ASSY., IGNITION	1	1					
			3	30500-176-771	COIL ASSY., IGNITION			1	1	1	
BODY COMP., FRAME	*4.0	4	30501-153-000	STAY, IGNITION COIL SETTING	1	1					
			5	30501-176-771	STAY, IGNITION COIL SETTING			1	1	1	
		6	30700-152-153	CAP ASSY., NOISE SUPPRESSOR (NICHIA)	1	1	1	1	1		
		7	32100-153-000	HARNESS, WIRE	1	1	1	1			
		8	32401-176-720	CORD, EARTH	1	1					
		9	50100-176-000ZA	BODY COMP., FRAME *R-23*	1						
			50100-176-670ZA	BODY COMP., FRAME *R-23*		1					
			50100-176-770ZA	BODY COMP., FRAME *R-23*			1	1			
			50100-176-680ZA	BODY COMP., FRAME *R-119*						1	
		10	50351-149-000ZB	PLATE, FR. ENGINE HANGER *R-23*	2	2	2	2			

1982.07.20

E

H12

**H 13**

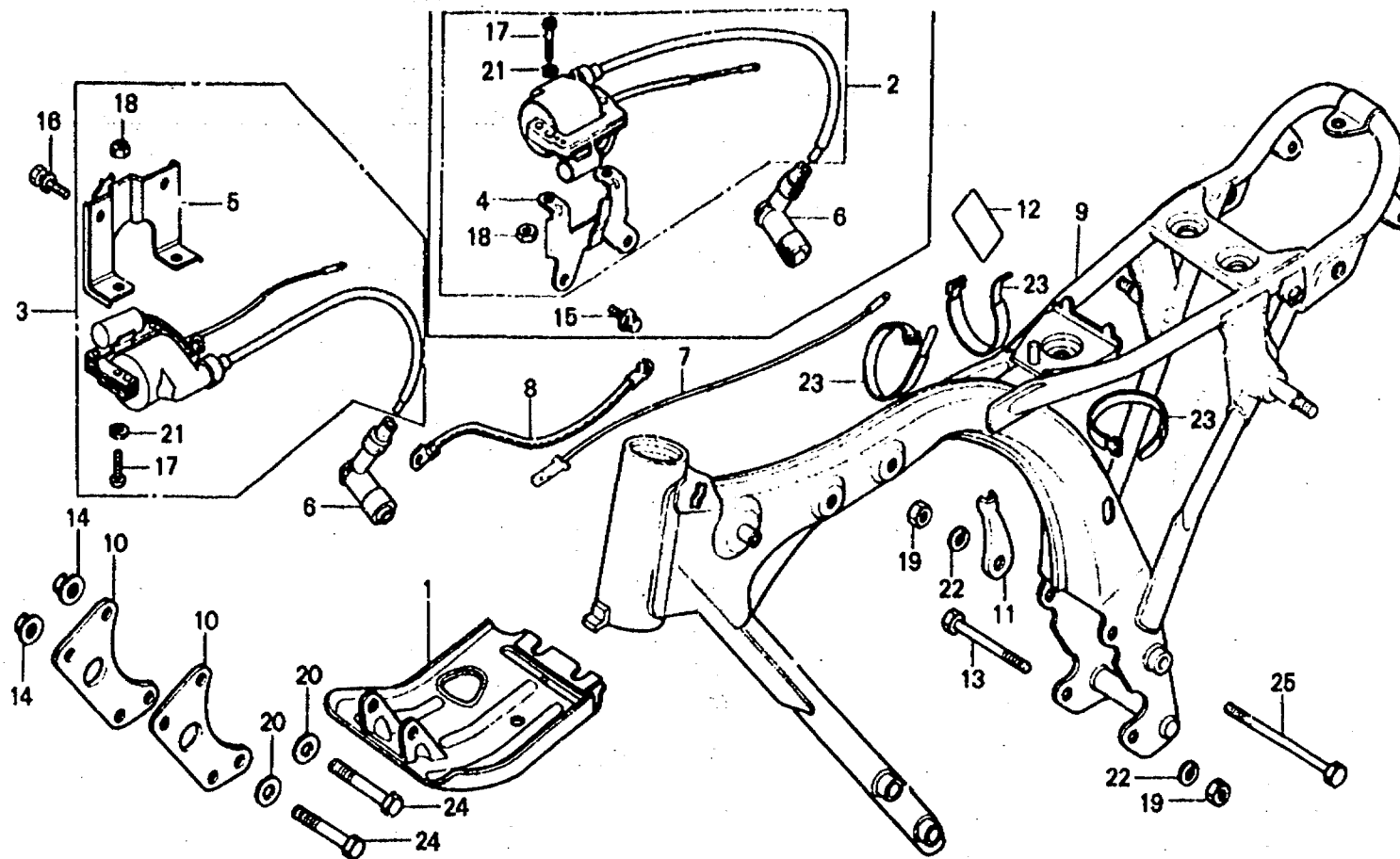
**F-16**

Frame body • Ignition coil

Cadre • Bobine d'allumage

Rahmen • Zündspule

Cuerpo de cuadro •  
Bobina de encendido



B176-29

Service item	F.R.T.	Ref. No.	Part No.	Description	Reqd. No.					Serial No.	Area code
					Z	A	B	C	D		
			50351-149-000ZE	PLATE, FR. ENGINE HANGER *R-119*					2		
		11	50356-149-000	RECEIVER, CLUTCH CABLE	1	1	1	1	1		
		12	87507-382-620	LABEL, AIR CLEANER CAUTION (FRENCH)	1	1	1	1			
			87508-120-000	LABEL, AIR CLEANER CAUTION	1	1					
		13	90102-149-000	BOLT, HEX., 8X95	1	1	1	1	1		
		14	90236-300-000	NUT, FLANGE, 8MM	4	4	4	4	4		
		15	93482-06012-00	BOLT-WASHER, 6X12	2	2					
		16	93482-06016-00	BOLT-WASHER, 6X16			2	2	2		
		17	93500-06020-08	SCREW, PAN, 6X20	2	2	2	2	2		
		18	94001-06080	NUT, HEX., 6MM	2	2	2	2	2		
		19	94030-08000	NUT, HEX., 8MM	2	2	2	2	2		
		20	94101-08000	WASHER, PLAIN, 8MM	4	4	4	4	4		
		21	94111-06800	WASHER, SPRING, 6MM	2	2	2	2	2		
		22	94111-08000	WASHER, SPRING, 8MM	2	2	2	2	2		
		23	95014-61300	BAND A3, WIRE	2	2	3	3	3		

1982.07.20

E

H13

**H 14**

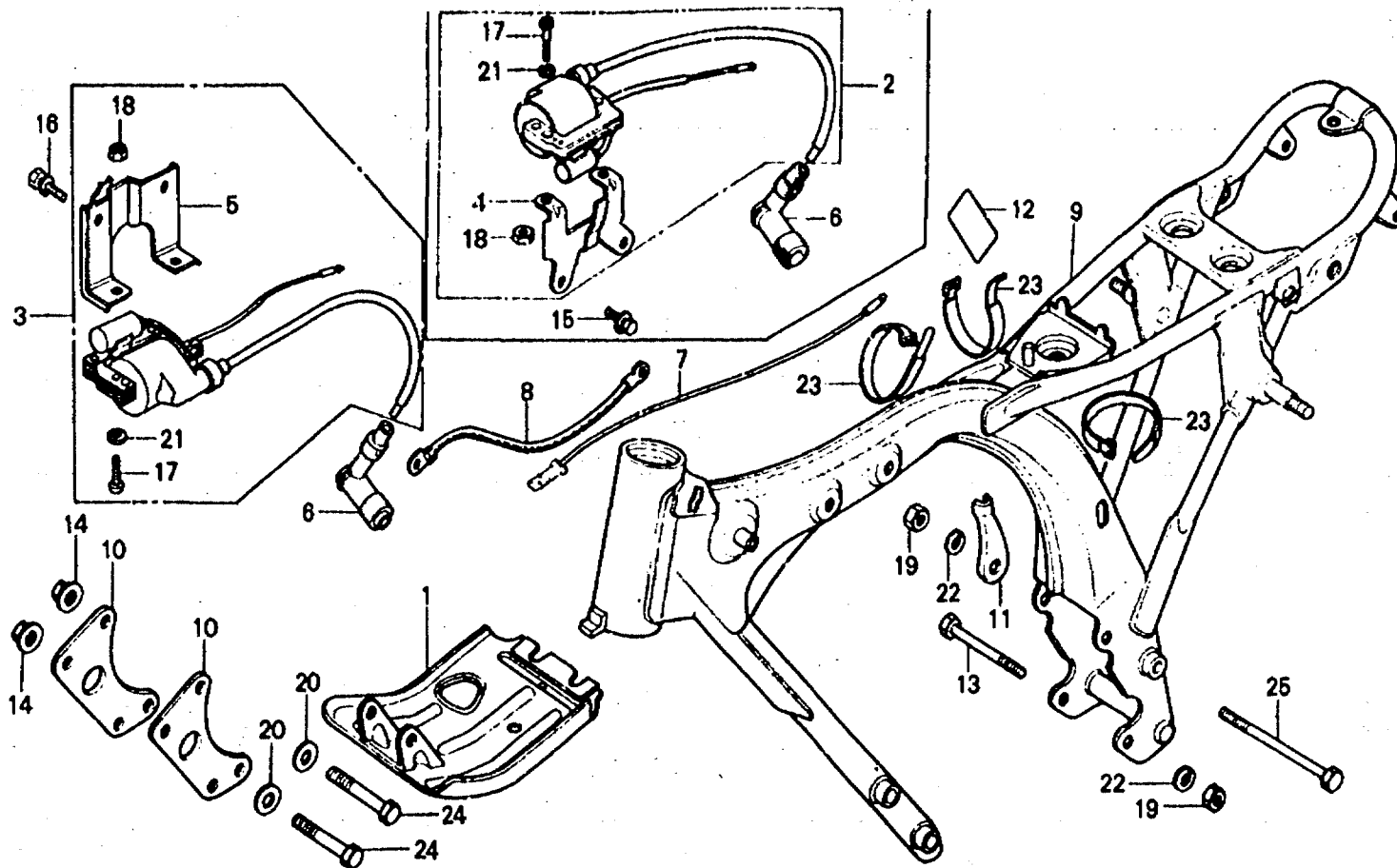
**F-16**

Frame body • Ignition coil

Cadre • Bobine d'allumage

Rahmen • Zündspule

Cuerpo de cuadro •  
Bobina de encendido



B176-29

Service item	F.R.T.	Ref. No.	Part No.	Description	Reqd. No. XR80					Serial No.	Area code
					Z	A	B	C	D		
		24	95300-08060-00	BOLT, HEX., 8X60	4	4	4	4	4		
		25	95300-08100-00	BOLT, HEX., 8X100	1	1	1	1	1		

1982.07.20

E

H14



F-17


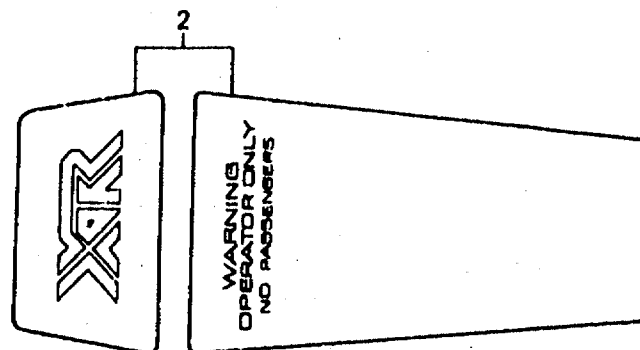
Fuel tank emblem

Embleme de réservoir d'essence

Benzintank-emblem

Emblema de tanque de combustible

HONDA



B176-17A

Service item	F.R.T.	Ref. No.	Part No.	Description	Reqd. No					Serial No.	Area code
					Z	A	B	C	D		
		1	17506-176-300	EMBLEM, FUEL TANK (A.M.)	2						
		2	17507-176-670	STRIPE, FUEL TANK (A.M.)		1					
		3	87123-391-670	EMBLEM, R. FUEL TANK (A.M.)		1			1		
			87122-382-670	EMBLEM A, FUEL TANK R. (A.M.)			1	1			
		4	87124-391-670	EMBLEM, L. FUEL TANK (A.M.)		1			1		
			87123-382-670	EMBLEM A, FUEL TANK L. (A.M.)			1	1			

1982.07.20

E

H15