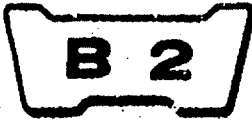




CONTENTS

	Address No.
● Instruction for use of parts catalogue.....	B2
I. How to order parts	B2
II. How to read this parts catalogue.....	B2
III. How to use the flat rate time (F.R.T.).....	B6
● Model photograph.....	B8
● Part No. index	B9
● Block Index-Engine group	C1
● Block index-Frame group	E1



INSTRUCTION FOR USE OF PARTS CATALOGUE

This parts catalogue is compiled all service parts and flat rate time (F.R.T.) for model ST70c.

The languages used in this parts catalogue are arranged in alphabetical order in English. (English-French-German-Spanish)

I. How to order parts

1. Information required

Replacement parts orders must contain both the **part number** and the **stamped number(s)** as described below. This is because any changes and modifications of parts are registered at HONDA with the pertinent parts and stamped numbers.

Numbers needed :

- (a) Carburetor parts: Part number and Stamped carburetor identification number
- (b) Other parts: Part number and Stamped frame number

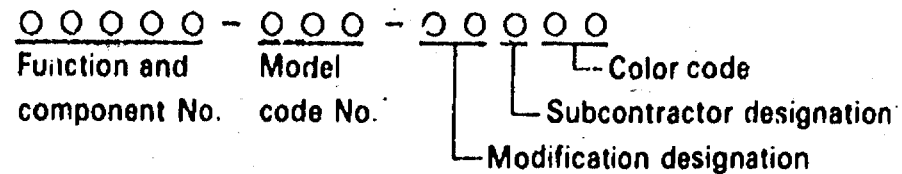
2. Revisions

When modifications or additions to this parts catalogue are made, a revised edition will be issued at an appropriate time, with successively progressing revision numbers on the cover. We recommend obtaining such revisions in order to keep your parts catalogue up-to-date at all times. To check whether a parts catalogue revision has been issued, please contact your HONDA distributor.

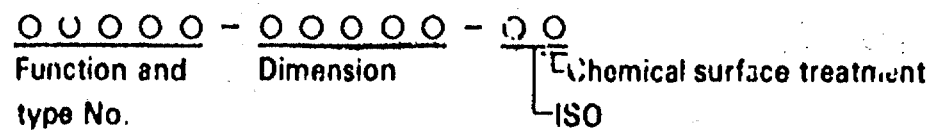
II. How to read this parts catalogue

1. Make-up of the part number

(Example) General parts



(Example) Bolts, nuts and other standard parts



2. Color code

The color code at the end of the part number indicates the color. Codes below ZA in alphabetical order (such as ZA, ZB, ZC, etc.) do not indicate the color directly, but reference must be made to the HONDA code given in the "Description" column of this parts catalogue.

Color code		Color description
Parts code	HONDA code	
A	NH-0	White
AU	NH-35M	Cloud silver metallic
B	NH-1	Black
	R-4C	Candy ruby red
	PB-3C	Candy sapphire blue
	NH--105	Mat black
XW		Chrome plate



3. Abbreviations

The following abbreviations are used in this parts catalogue.

ASSY. Assembly	KPH Kilometers per hour
COMP. Complete	MPH Miles per hour
R. Right	L (100L) Link (100Links)
L. Left	A.C. Alternating current
STD. Standard	D.C. Direct current
MM Millimeter	IN. Inlet
G Gram	EX. Exhaust
T (22T) Tooth (22Teeth)	FR. Front
A Ampere	RR. Rear
V Volt	HEX. Hexagonal
W Watt	A.M. Attaching mark
	T.M. Transcript mark

4. Dimensions

All dimensions are given in millimeters (mm) except in the case of steel balls, tires and tire tubes.

Parts	Example	Interpretation
Bolt (Screw)	6×12	6mm diameter, 12mm length
Pin	8×14	8mm diameter, 14mm length
O-Ring	9.5×1.6	9.5mm diameter, 1.6mm thickness
Oil seal	14×24×5	14mm inside diameter, 24mm outside diameter, 5mm thickness
Tube	5×130	5mm inside diameter, 130mm length

5. Supersedence of parts

Part numbers given under the part name in the "Description" column indicate that the part number has been superseded by that part number. HONDA may make such supersedence without notice.

6. Assemblies

Sections framed with broken lines in the exploded view drawings are available as complete assemblies. (Their individual parts can also be obtained.)

7. Required quantity

The number given in the "Reqd. No." column indicates the quantity of parts used in the section described in that block.

Parts with quantities in () represent optional parts.

"N" means order as needed.

8. Part modifications and applicable serial numbers

In cases where a part has been modified, the serial number of the first vehicle (or frame, carburetor) bearing the modification is listed in the "Serial No." column.

9. Models, area codes and applicable serial numbers

Models, area codes and applicable serial Nos. given in this parts catalogue can be identified as follows.

Parts with area codes are exclusive for models destined for countries designated.

If no area codes are listed, parts are for common use.

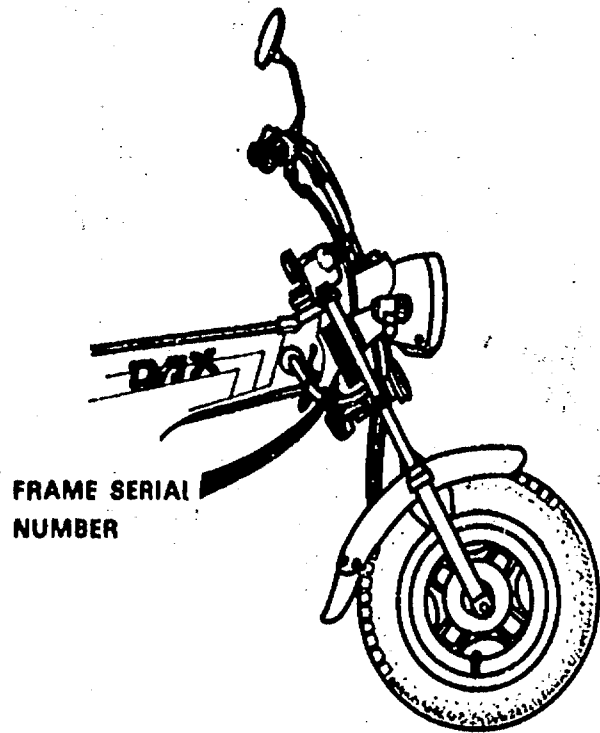
Model	Area code	Type	Applicable frame serial No.	Applicable carburetor identification No.
ST70c	DK	General export (KPH)	This type is not produced yet.	
	DM	General export (MPH)	This type is not produced yet.	
	F	France	ST70-6300006 ~	651B <u>A</u> ~
	NI	Nicaragua	This type is not produced yet.	
	SA	South Africa	This type is not produced yet.	

* Of carburetor identification numbers, only the portions underlined in the example below are used for registration.

651B A KC 7


B 4

19. Location of stamped serial number



B126-61

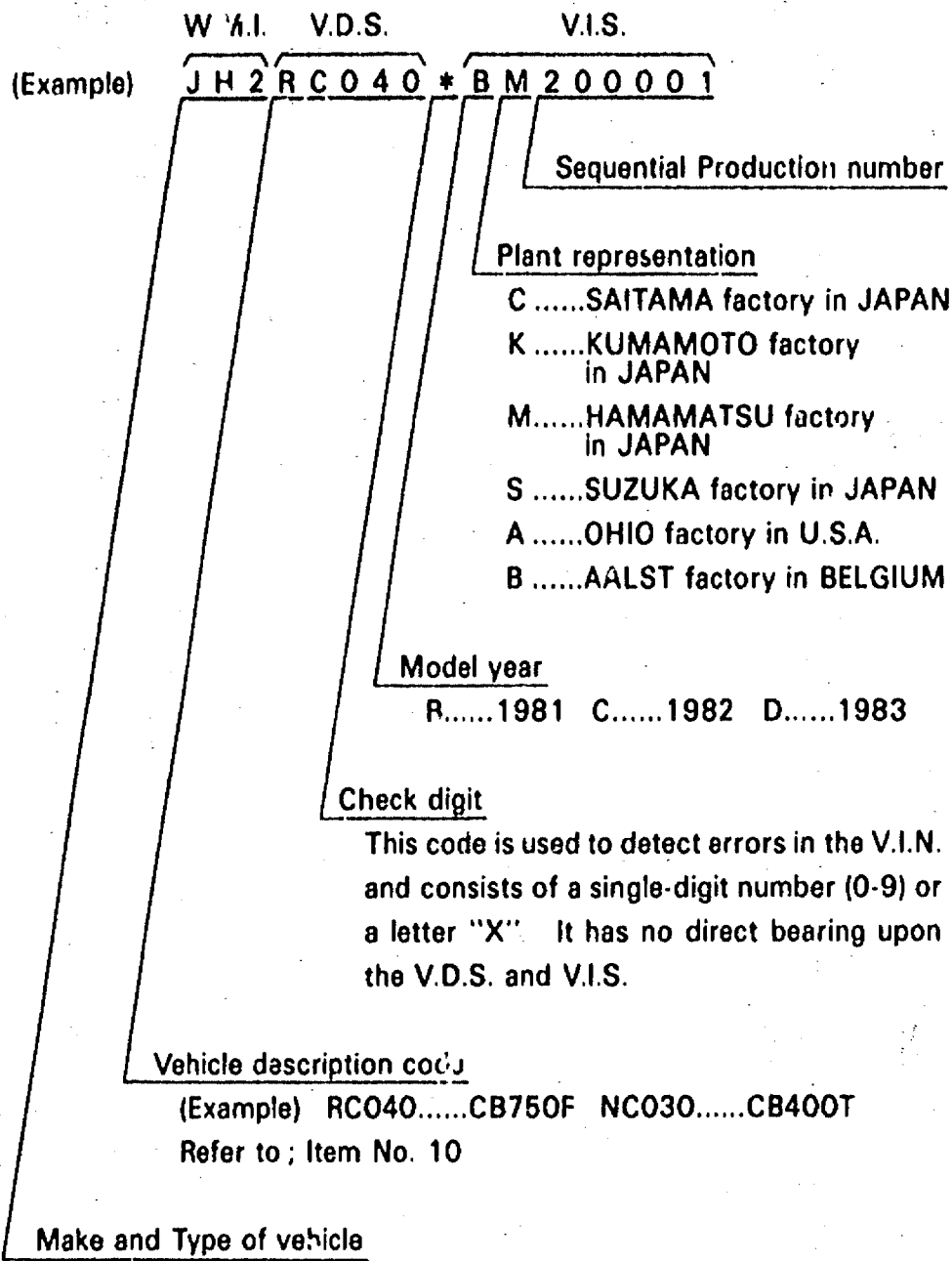
**CARBURETOR
IDENTIFICATION NUMBER**



B126-18



71. Construction of vehicle identification number (V.I.N.)



W.M.I.World manufacturer identifier
 V.D.S.Vehicle descriptor section
 V.I.S.Vehicle indicator section

Any change or modification of parts is directly related to the V.D.S. and V.I.S. A V.I.S. number will appear in the "Serial No." column of the Parts Catalog if a part is changed or modified.



III. How to use the flat rate time (F.R.T.)

This F.R.T. (Flat Rate Time) is used to determine the standard labor time allowed for replacement of parts covered by the warranty during the period the warranty is in effect. The F.R.T. for those parts which are not listed herein should be determined from the operation closely related to the replacement of that part.

1. The F.R.T. is based on the following servicing conditions.

- A liberal allowance is added to the net servicing time.
- Standard times specified are based on the condition that the necessary servicing tools listed in the service manual (motorcycle) which describes the HONDA service policy are available close at hand and the work performed by a mechanic with normal skill.
- Time required for inspection and operational test following the servicing is included in the F.R.T.

2. Method of computing

The job times are listed in tenth of an hour to simplify computation.

- (Example) 0.3 = 18 minutes
5.6 = 5 hours and 36 minutes

CONVERSION CHART			
Hours	Minutes	Hours	Minutes
0.1	6	0.6	36
0.2	12	0.7	42
0.3	18	0.8	48
0.4	24	0.9	54
0.5	30	1.0	60

3. Computing the F.R.T.

When several jobs are performed at the same time, make the calculation in the following manner.

a. Jobs of non duplicated nature

The F.R.T. for the job is obtained by totalling the F.R.T. for each part replaced.

(Example) Replacement of cylinder and clutch spring.

Service Item	F.R.T.
Cylinder	1.0
Clutch spring	0.8

The F.R.T. for the job is: $1.0 + 0.8 = 1.8$

b. Jobs of duplicated nature

Take the F.R.T. for the last part to be replaced.

(Example) Replacement of piston and cylinder head gasket.

Service item	F.R.T.
Cylinder head gasket	0.8
Piston	1.2

The F.R.T. for the job is: 1.2

c. Jobs of partially related nature

Total up the F.R.T. for all of the parts replaced and then subtract the F.R.T. for the duplicated operation.

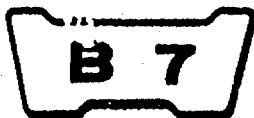
(Example) Replacement of gear shiftdrum and crankshaft assembly.

Service Item	F.R.T.
Gearshift drum	* 3.0
Crankshaft	* 3.3
Crankcase disassembly	* 2.8

The F.R.T. for the job is: $(3.0 + 3.3) - 2.8 = 3.5$

Crankcase disassembly is the duplicated operations.

● The F.R.T. shown with (*) includes engine removal and installation.



4. Operations other than replacing parts.

a. Removal and installation

No.	Service Item	F.R.T.
1	Engine	1.2
2	Cylinder head	0.8
3	Carburetor	0.3

b. Adjustment, measurement and cleaning

Engine

No.	Service Item	F.R.T.
1	Point-adjustment (including ignition timing adjustment)	0.3
2	Ignition timing-adjustment	0.2
3	Spark plug-adjustment and cleaning	0.1
4	Tappet adjustment	0.3
5	Carburetor idle-adjustment	0.1
6	Engine oil-inspection (excluding oil change)	0.1
7	Clutch-adjustment	0.2
8	Cleaner element-cleaning	0.1
9	Compression-pressure measurement	0.1
10	Battery-checking of electrolyte level and gravity	0.2
11	Carburetor-float level measurement	0.4
12	Oil filter screen cleaning	0.5
13	Throttle operation-adjustment	0.1

Frame

No.	Service Item	F.R.T.
1	Front brake-adjustment	0.1
2	Rear brake-adjustment	0.1
3	Brake-operation test	0.1
4	Headlight-aimings	0.1
5	Drive chain (includes tension adjustment however, does not include sprocket)	0.1


c. Overhaul

No.	Service Item	F.R.T.
1	Carburetor	0.6

November 10, 1981

HONDA MOTOR CO., LTD.

B 8



ST70e F



Part No. Address No.
N° de pièce N° de Adresse
Teil-Nr. Adressen-Nr.
No. de pieza No. de direccion

11000

11100-GB0-910
11191-GB0-910
11200-125-010
11330-045-011
11341-098-010
11394-035-010

12000

12023-051-320
12101-GB0-910
12191-GB2-000
12191-GB2-004
12200-GB1-900
12231-178-305
12231-GB0-911
12255-GB0-911
12301-086-000
12331-GB2-710
12341-035-000
12361-035-000
12391-GB2-003
12394-GB0-910
12395-GB2-003

13000

13000-126-650
13011-126-751
13011-126-752
13101-126-750
13111-GB0-910
13115-001-000
13201-GB2-300
13211-035-000
13311-125-300
13321-125-300
13381-178-300

14000

14101-GB2-000
14105-957-000
14311-035-000
14321-035-010
14401-035-003
14431-035-010
14451-035-000
14500-035-020
14502-086-000
14531-035-000
14541-086-010
14542-086-000
14550-086-010
14561-086-010

14562-086-000
14566-086-030
14610-086-000
14615-035-000
14670-035-030
14675-GB0-910
14711-036-000
14721-036-010
14730-GB0-911
14731-028-000
14751-035-600
14761-035-000
14771-035-600
14776-028-000
14781-001-010

15000

15100-178-000
15119-178-000
15311-178-000
15321-035-003
15329-035-003
15331-107-000
15332-107-000
15382-178-000
15383-178-300
15421-035-010
15650-098-730
15761-171-000

16000

16010-098-004
16011-098-004
16012-126-651
16013-107-810
16014-GB1-901
16015-045-710
16016-046-004
16022-126-651
16100-126-652
16118-GB4-003
16165-126-651
16211-088-910
16236-045-010

17000

17111-098-000
17119-035-000
17211-098-670
17212-098-000
17221-126-650ZA
17231-045-030
17255-098-000
17500-098-020B
17512-086-010
17611-098-310
17620-098-690
17631-098-860
17670-098-010
17681-098-010
17910-126-650

18000

18271-126-770
18281-011-000
18281-126-770

18291-001-010
18292-254-000
18293-076-000
18300-126-650
18311-076-000
18321-098-671
18360-126-720
18362-720-000

18381-011-010

22000

22101-040-030
22111-040-000
22119-040-000
22120-040-030
22131-035-030
22201-087-010

22310-GB0-910
22321-041-000
22331-041-000
22351-120-691
22401-087-000
22411-001-010
22421-040-000
22811-040-020
22820-918-010
22825-046-000
22830-041-000
22846-040-010
22860-046-000
22901-001-000
22911-035-010

23000

23110-098-740
23112-041-040
23120-041-000
23211-041-020
23221-041-040
23421-041-010
23431-040-070
23441-086-010
23471-041-050
23481-086-010
23800-098-000
23802-040-000
23911-041-020

24000

24211-087-010
24221-041-010
24261-121-740
24263-028-000
24301-041-080
24411-041-050
24421-041-000
24430-041-010
24435-171-000
24610-098-730
24630-086-010
24641-041-000
24651-041-000
24652-035-000
24700-126-920

25000
25551-918-007
25555-065-000

28000

28211-040-035
28223-035-035
28251-035-065
28262-041-730
28281-035-018
28300-126-770
28301-126-770
28302-126-770
28303-001-000
28322-001-000
28324-001-000

30000

30202-041-015
30202-171-004
30205-041-004
30250-041-004
30250-041-005
30371-098-750
30374-040-010
30530-126-921
30700-098-153

31000

31100-098-045
31100-126-683
31121-126-682
31121-165-005
31141-098-035
31141-171-004
31141-171-015
31500-126-651
31502-126-650
31700-124-003
31700-124-008
31705-126-920

32000

32100-126-641
32100-126-791
32101-126-650
32105-149-000
32161-404-000
32906-061-000
32981-035-000
32984-098-000

33000

33100-051-690
33100-126-651
33101-028-013
33101-126-651
33104-028-003

33105-028-003
33108-028-013
33108-126-651
33120-126-651
33121-028-013
33130-051-690
33130-126-651
33150-126-651
33400-098-158
33401-098-168
33402-044-821
33406-081-156
33410-098-010
33450-098-158
33451-098-168
33450-098-010
33600-098-168
33650-098-168
33701-045-690
33702-045-690
33703-098-003
33708-098-000
33709-074-671
33712-098-670
33719-074-670
33741-081-601

34000

34901-001-023
34901-351-621
34903-383-611
34905-035-000
34906-030-013
34908-230-000

34912-126-601

35000

35010-098-620
35100-098-621
35112-098-670
35150-065-901
35150-126-790
35200-126-771
35340-401-681
35350-098-005
35357-046-000
35400-126-741
35750-001-020
35753-035-010
35755-001-020

36000

36038-657-000

37000

37200-098-000
37200-098-022
37200-098-601
37242-429-000

38000
38105-419-670
38110-126-650
38110-147-004
38301-165-771
38306-124-830

40000

40510-098-000ZE
40510-098-000ZF
40530-098-972
40530-098-973
40531-098-003
40531-150-005

41000

41201-098-970
41241-051-000
41245-051-000

42000

42301-102-010
42304-098-000
42313-098-000
42601-098-010AU
42620-098-000
42701-098-853ZA
42701-098-854ZA
42702-098-853ZA
42702-098-854ZA

42711-098-006

42711-098-156
42712-098-691

43000

43100-126-650ZA
43145-098-860
43410-130-650
43431-124-740
43434-250-000
43451-098-770

44000

44301-110-000
44311-098-970
44600-098-010AU
44602-098-000
44804-124-000
44830-126-650
44831-165-790

B 11

99000

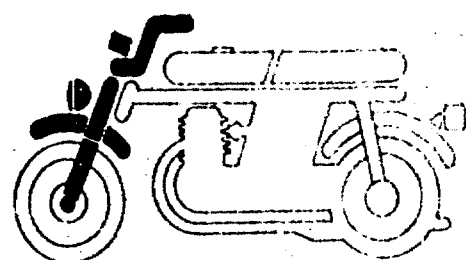
Part No. Address No.
N° de pièce N° de Adresse
Teil-Nr. Adressen-Nr.
No. de pieza No. de direccion

99001-09000 F7
99001-10120 F7
99001-14170 F7
99002-13500 F7
99005-02000 F7
99008-01600 F7
99101-116-0580 D10
99124-235-03501 D11

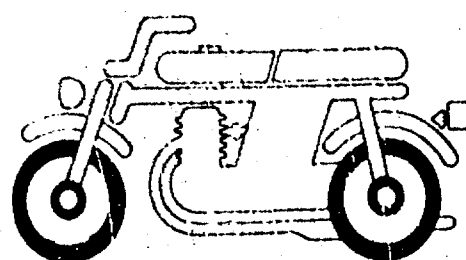
94304-06120 C6
C11
94304-08140 C6
94510-16000 D6
94511-50000 F4
95000
95001-35240-40 D10
95001-55330-40 F8
95002-02070 D10
95002-02100 F8
95002-50000 F11
95011-40000 F13
95011-51000 F13
95012-12000 G11
95014-10010 F2
F4
95014-72402 F14
95014-73100 F14
95015-31001 E13
F14
95015-41000 E13
F13
95015-81000 G1
95400-08028-00 E11
95700-06028-00 E13
95700-06032-00 F2
96000
96000-06020-00 C3
C6
96000-06040-00 C11
96000-06050-00 D1
96000-06060-00 D1
96000-06063-00 C11
D1
96100-60000-00 C13
96100-62030-00 C3
96140-63010-10 F1
F3
96211-06000 E11
96211-10000 F13
96220-30085 D9
98000
98056-55723 C3
98056-56716 C3
98056-56723 C3
98056-56726 C3
98056-57711 C3
98056-57716 C3
98056-57722 C3
98056-57723 C3
98056-57726 C3
98056-58716 C3
98056-58726 C4
98200-10700 G11

C 1

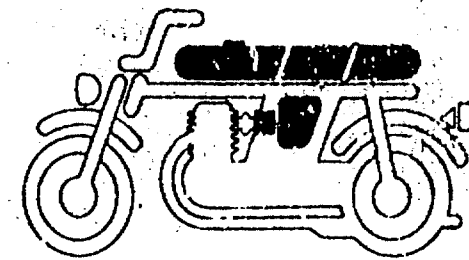
BLOCK INDEX - FRAME GROUP



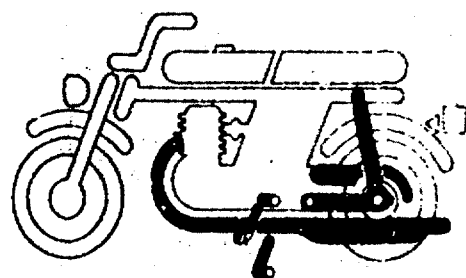
- F-1 Headlight - Speedometer (ST70c-F) E 2
- F-1-1 Headlight - Speedometer (ST70c-DK-DM-NI-SA) E 4
- F-2 Handle lever - Switch - Cable E 6
- F-3 Handle pipe E 8
- F-4 Steering stem - Top bridge - Front fender E 9
- F-5 Front fork E12




- F-6 Front brake panel E14
- F-7 Front brake master cylinder E16
- F-8 Rear brake panel F 2
- F-9 Rear wheel F 3




- F-10 Seat - Tool F 6
- F-11 Fuel tank F 8
- F-12 Air cleaner F 9



- F-13 Exhaust muffer F10
- F-14 Pedal - Step F12
- F-15 Stand - Brake pedal F14
- F-16 Rear fork - Chain case F16
- F-17 Rear cushion G 2



- F-18 Rear fender G 4
- F-19 Winker G 5
- F-20 Taillight 3 7



- F-21 Wire harness - Ignition coil - Battery G 9
- F-22 Frame body G12
- F-23 Stripe G14

C 2

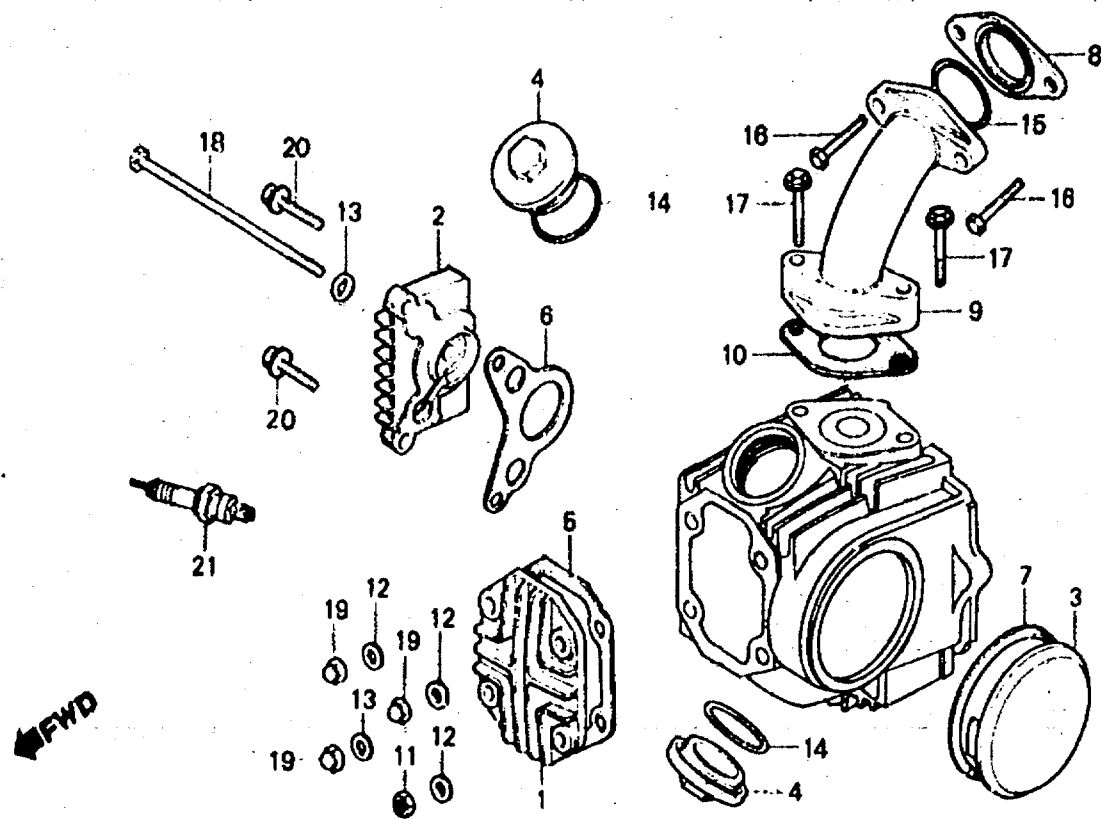
E-1

Cylinder head cover

Couvercle de culasse

Cubierta de culata

Zylinderkopfdeckel



B126-62

Service item	F.R.T.	Ref. No.	Part No.	Description	Reqd. No. ST70c	Serial No.	Area code
COVER, CYLINDER HEAD	0.1	1	12301-086-000	COVER, CYLINDER HEAD	1		
COVER, R. CYLINDER HEAD SIDE		2	12331-GB2-710	COVER, R. CYLINDER HEAD SIDE	1		
COVER, L. CYLINDER HEAD SIDE		3	12341-035-000	COVER, L. CYLINDER HEAD SIDE	1		
PIPE, IN.	0.2	4	12361-035-000	CAP, TAPPET ADJUSTING HOLE	2		
INC. RELATIVE PART		5	12391-GB2-003	GASKET, CYLINDER HEAD COVER	1		
		6	12394-GB0-910	GASKET, R. CYLINDER HEAD SIDE COVER	1		
		7	12395-GB2-003	GASKET, L. CYLINDER HEAD SIDE COVER	1		
		8	16211-088-910	INSULATOR, CARBURETOR	1		
		9	17111-098-000	PIPE, IN.	1		
		10	17119-035-000	GASKET, IN. PIPE	1		
		11	90230-087-000	NUT, HEX., 6MM	1		
		12	90442-035-000	WASHER, SEALING, 6MM	3		
		13	90443-035-000	WASHER A, SEALING, 6MM	2		

1981.11.10

E

C2

C 3

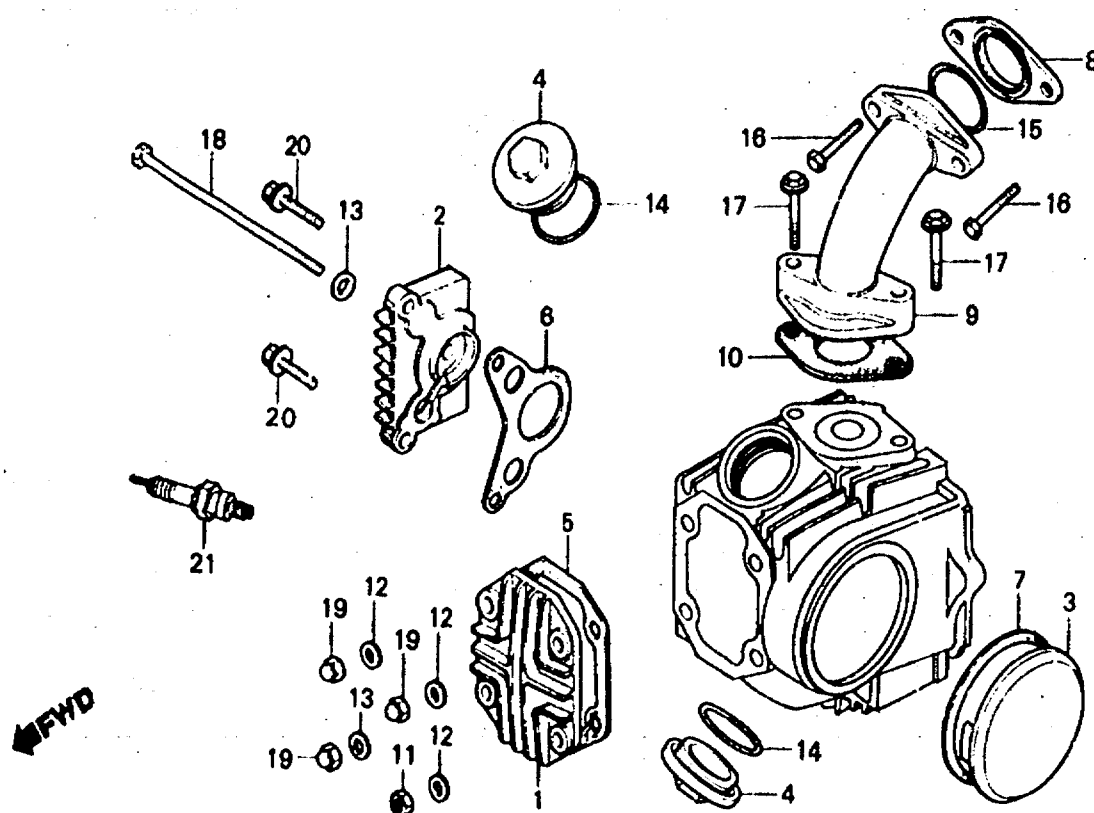
E-1

Cylinder head cover

Couvercle de culasse

Cubierta de culata

Zylinderkopfdeckel



B126-62

Service item	F.R.T.	Ref. No.	Part No.	Description	Reqd No. ST70c	Serial No.	Area code
		14	91302-001-020	O-RING, 30.8MM	2		
		15	91304-GB1-900	O-RING, 25X2.4	1		
		16	9-000-06020	BOLT, HEX., 6X20	2		
		17	92000-06025	BOLT, HEX., 6X25	2		
		18	92000-06111	BOLT, HEX., 6X111	1		
		19	94021-06000	NUT, CAP, 6MM	3		
		20	96000-06020-00	BOLT, FLANGE, 6X20	2		
		21	98056-55723	PLUG, SPARK (U16FS-U ND)	(1)		DK,DM,NI
			98056-56716	PLUG, SPARK (CR6HS)	(1)		F,SA
			98056-56723	PLUG, SPARK (U20FS-U ND)	(1)		DK,DM,NI
			98056-56726	PLUG, SPARK (U20FSR-U ND)	(1)		F,SA
			98056-57711	PLUG, SPARK (C-7HS NGK)	1		DK,DM,NI
			98056-57716	PLUG, SPARK (CR7HS)	1		F,SA
			98056-57722	PLUG, SPARK (U22FS ND)	1		DK,DM,NI
			98056-57723	PLUG, SPARK (U22FS-U ND)	(1)		DK,DM,NI
			98056-57726	PLUG, SPARK (U22FSR-U ND)	1		F,SA
			98056-58716	PLUG, SPARK (CR8HS)	(1)		F,SA

1981.11.10

E

C3

C 4

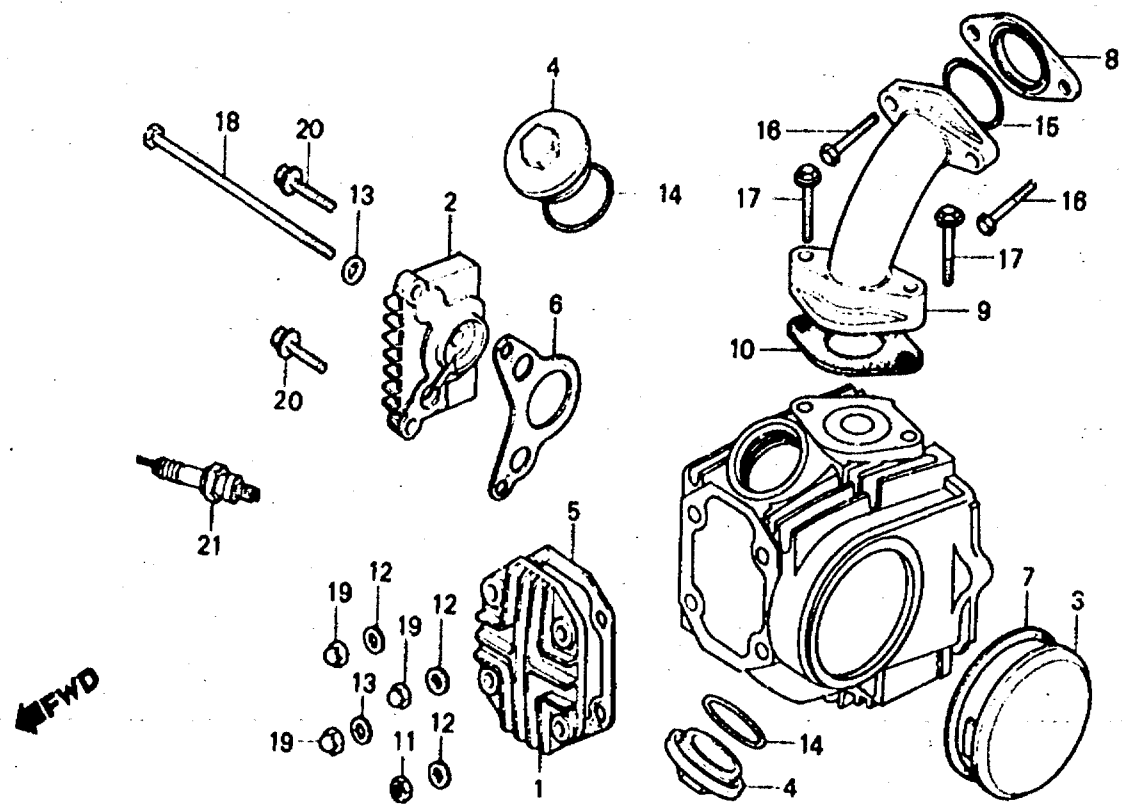
E-1

Cylinder head cover

Couvercle de culasse

Cubierta de culata

Zylinderkopfdeckel



B126-62

Service item	F.R.T.	Ref. No.	Part No.	Description	Reqd. No. ST70c	Serial No.	Area code
			98056-58726	PLUG, SPARK (U24FSR-U ND)	(1)		F,SA

1981.11.10

E

C4

C 5

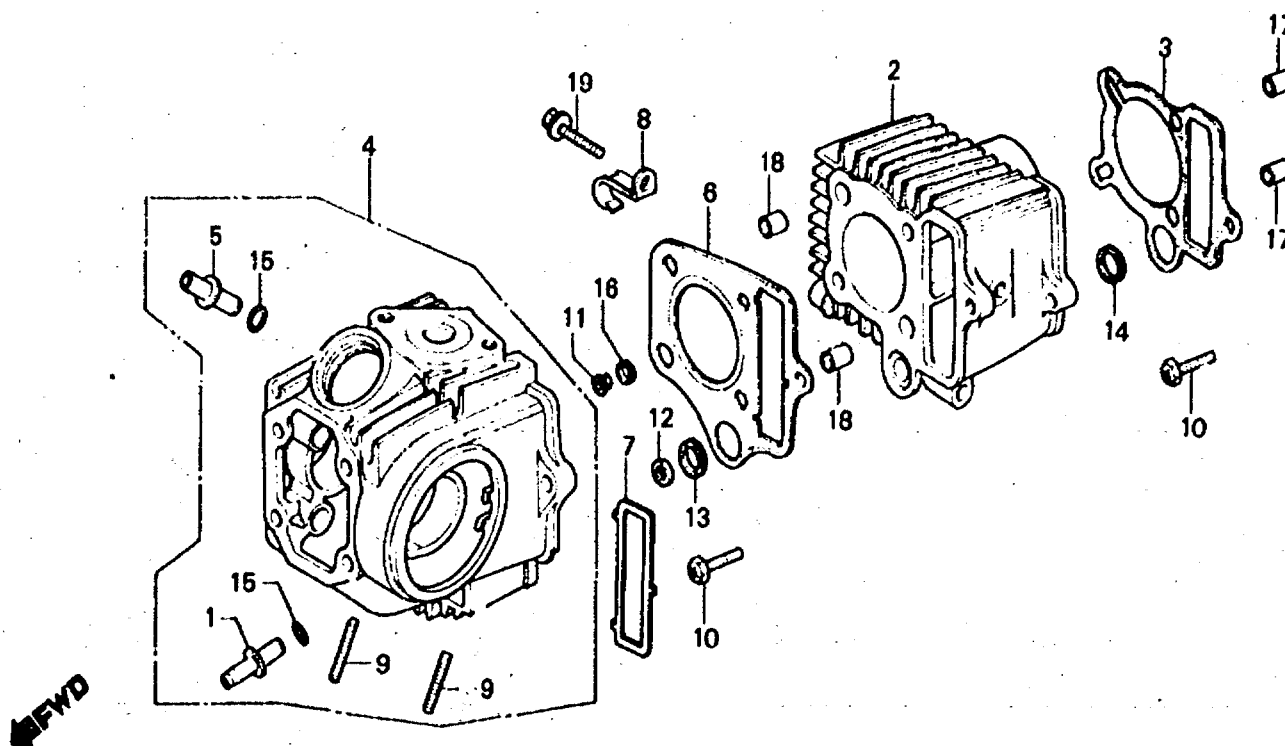
E-2

Cylinder head • Cylinder

Culasse • Cylindre

Zylinderkopf • Zylinder

Culata • Cilindro



B126-63

Service item	F.R.T.	Ref. No.	Part No.	Description	Reqd. No. ST70c	Serial No.	Area code
GUIDE, VALVE (INC. REAMING) (ADD 0.2 FOR EACH.)	1.2	1	12023-051-320	GUIDE, EX. VALVE	1		
(EXC. VALVE REFACING) (ADD MORE 0.2 IF PERFORMED.)		2	12101-GB0-910	CYLINDER	1		
CYLINDER	1.0	3	12191-GB2-000	GASKET, CYLINDER	1		
GASKET, CYLINDER		4	12191-GB2-004	GASKET, CYLINDER	1		
HEAD COMP., CYLINDER	1.5	5	12200-GB1-900	HEAD COMP., CYLINDER	1		
GASKET, CYLINDER HEAD	0.8	6	12231-178-305	GUIDE, IN. VALVE	1		
GASKET, CYLINDER HEAD	0.3	7	12251-GB0-911	GASKET, CYLINDER HEAD	1		
BOLT, STUD, 6X32 (ADD 0.1 FOR EACH.)		8	12255-GB0-911	SEAL, CAM CHAIN CHAMBER	1		
		9	32906-061-000	CLIP, HIGH TENSION CORD	1		
		10	90033-041-010	BOLT, STUD, 6X32	2		
			90082-035-010	BOLT, HS, 6MM	2		
		11	90602-GB0-910	COLLAR, 9.5MM	1		
		12	90603-GB0-910	COLLAR, 14.8MM	1		
		13	91301-GB0-911	O-RING, 11.5MM	1		
		14	91303-035-000	PACKING, RUBBER, 16MM	1		
		15	91305-028-158	O-RING, 9X1.6	2		

1981.11.10

E

C5

C 6

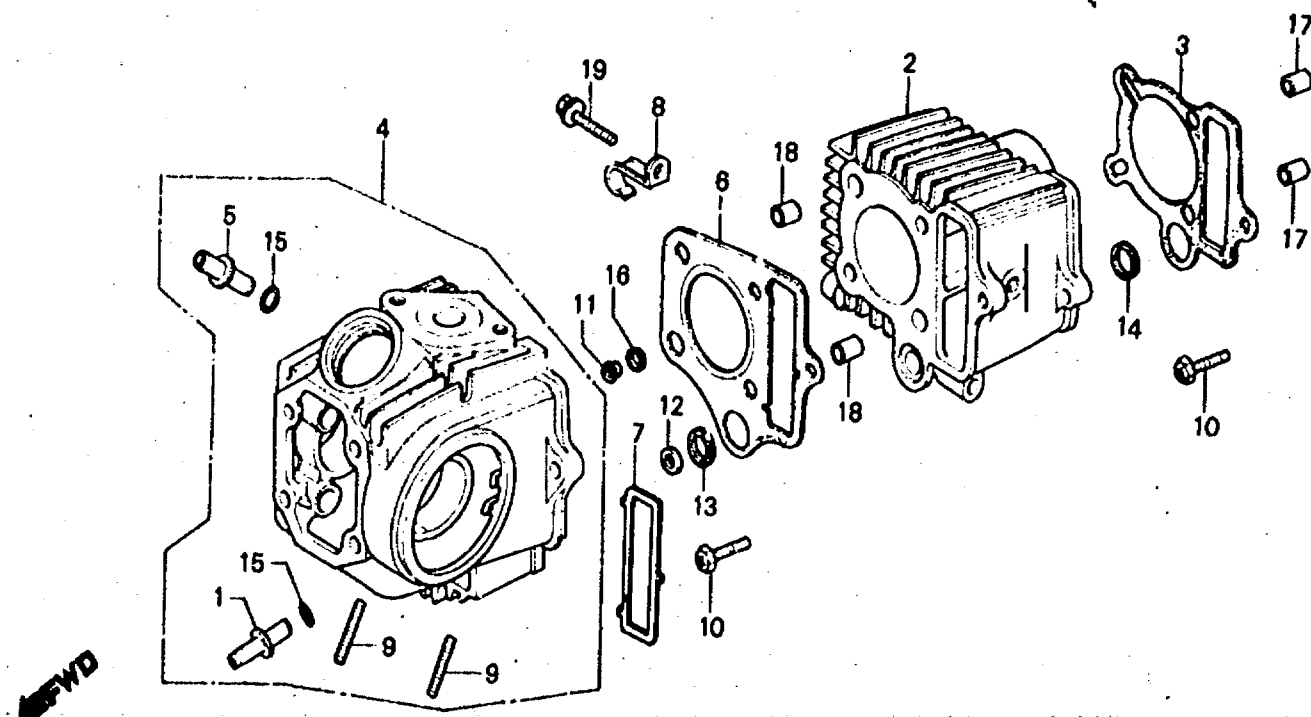
E-2

Cylinder head • Cylinder

Culasse • Cylindre

Zylinderkopf • Zylinder

Culata • Cilindro



B126-63

Service item	F.R.T.	Ref. No.	Part No.	Description	Reqd. No. ST70c	Serial No.	Area code
		16	91306-141-000	GASKET, RUBBER, 9MM	1		
		17	94301-08120	PIN A, DOWEL, 8X12	2		
			94304-08120	PIN D, DOWEL, 8X12	2		
		18	94301-08140	PIN A, DOWEL, 8X14	2		
			94304-08140	PIN D, DOWEL, 8X14	2		
		19	96000-06020-00	BOLT, FLANGE, 6X20	1		

C 7

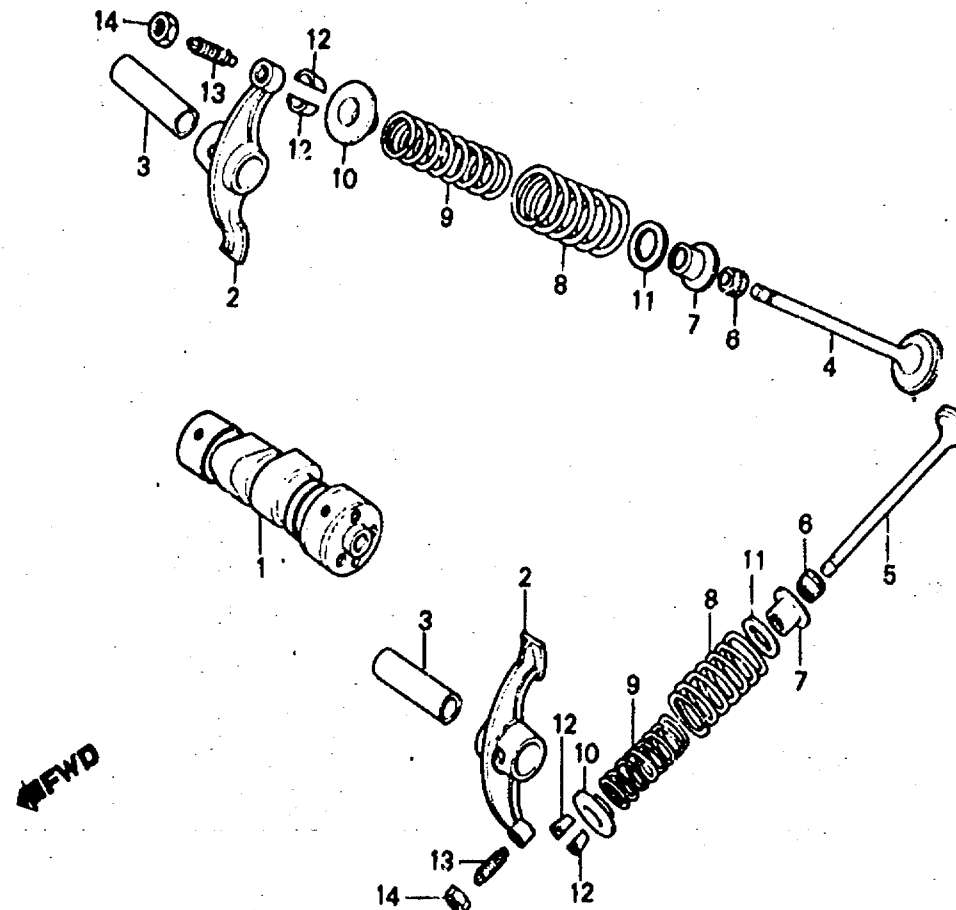
E-3

Camshaft • Valve

Arbre à cames • Soupape

Nockenwelle • Ventil

Arbol de levas • Válvula



B126-64

Service item	F.R.T.	Ref. No.	Part No.	Description	Reqd. No. ST70c	Serial No.	Area code
CAMSHAFT	0.5	1	14101-GB2-000	CAMSHAFT	1		
ARM, VALVE ROCKER	0.9	2	14431-035-010	ARM, VALVE ROCKER	2		
INC. RELATIVE PART (ONE OR ALL)		3	14451-035-000	SHAFT, VALVE ROCKER ARM	2		
VALVE	1.1	4	14711-036-000	VALVE, IN.	1		
(ADD 0.2 FOR EACH.) (INC. REFACING)		5	14721-036-010	VALVE, EX.	1		
(EXC. VALVE GUIDE REPLACEMENT)		6	14730-GB0-911	SEAL, VALVE STEM	2		
SPRING, VALVE OUTER	1.0	7	14731-028-000	CAP, VALVE STEM SEAL	2		
INC. RELATIVE PART (ADD 0.1 FOR EACH.)		8	14751-035-600	SPRING, VALVE OUTER	2		
		9	14761-035-000	SPRING, VALVE INNER	2		
		10	14771-035-600	RETAINER, VALVE SPRING	2		
		11	14776-026-000	SEAT, VALVE SPRING INNER	2		
		12	14781-001-010	COTTER, VALVE	4		
		13	90012-333-000	SCREW, TAPPET ADJUSTING	2		
		14	90206-001-000	NUT, TAPPET ADJUSTING	2		

C 8

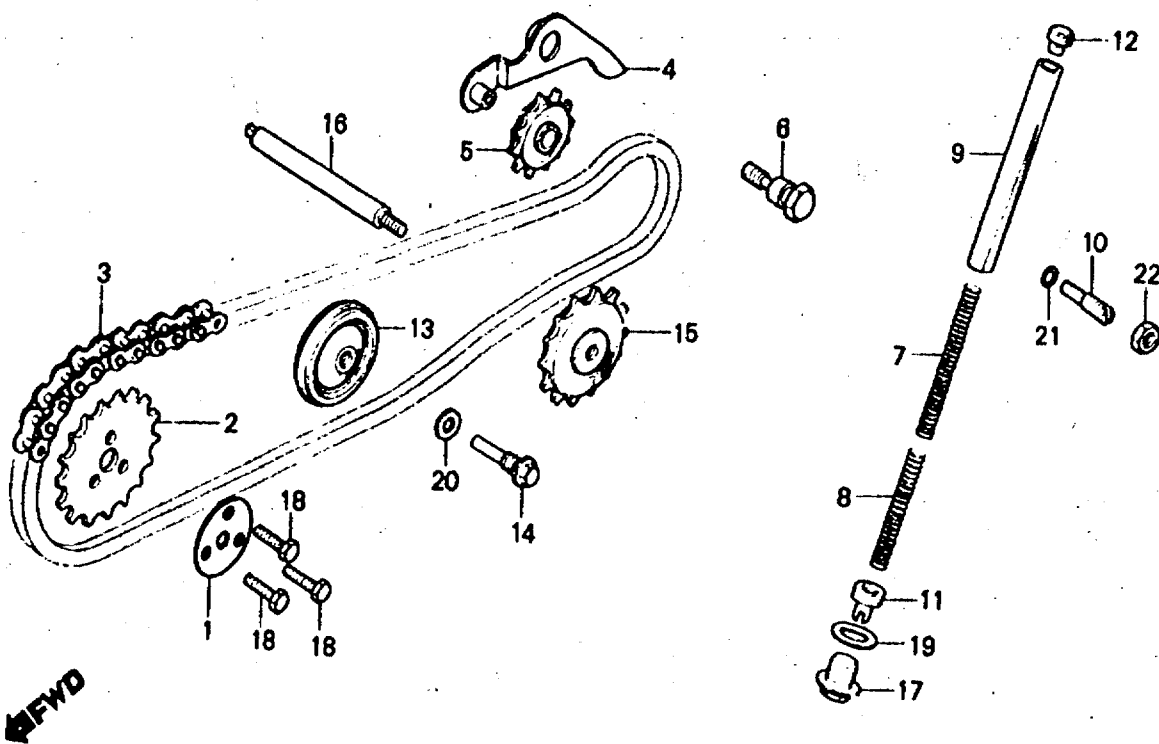
E-4

Cam chain • Tensioner

Chaîne de cames • Tendeur

Steuerkette • Spanner

Cadena de levas •
Tensionador



B126-65

Service item	F.R.T.	Ref. No.	Part No.	Description	Reqd. No. ST70c	Serial No.	Area code
SPROCKET, CAM	0.4	1	14105-957-000	WASHER, CAMSHAFT	1		
ARM COMP., CAM CHAIN TENSIONER		2	14321-035-010	SPROCKET, CAM (28T)	1		
ROLLER, CAM CHAIN TENSIONER		3	14401-035-003	CHAIN, CAM (82L DAIDO)	1		
CHAIN, CAM	1.5	4	14500-035-020	ARM COMP., CAM CHAIN TENSIONER	1		
ROD COMP., CAM CHAIN TENSIONER	0.2	5	14502-086-000	ROLLER, CAM CHAIN TENSIONER	1		
PUSH							
INC. RELATIVE PART		6	14531-035-000	PIVOT, CAM CHAIN TENSIONER	1		
ROLLER COMP., CAM CHAIN GUIDE	0.9	7	14541-086-010	SPRING A, CAM CHAIN TENSIONER	1		
SPROCKET, CAM CHAIN GUIDE	1.1	8	14542-086-000	SPRING B, CAM CHAIN TENSIONER	1		
SPINDLE, CAM CHAIN GUIDE		9	14550-086-010	ROD COMP., CAM CHAIN TENSIONER	1		
SPROCKET				PUSH			
		10	14561-086-010	BOLT, CAM CHAIN TENSIONER	1		
				ADJUSTING			
		11	14562-086-000	BOLT B, CAM CHAIN TENSIONER	1		
				ADJUSTING			

C 9

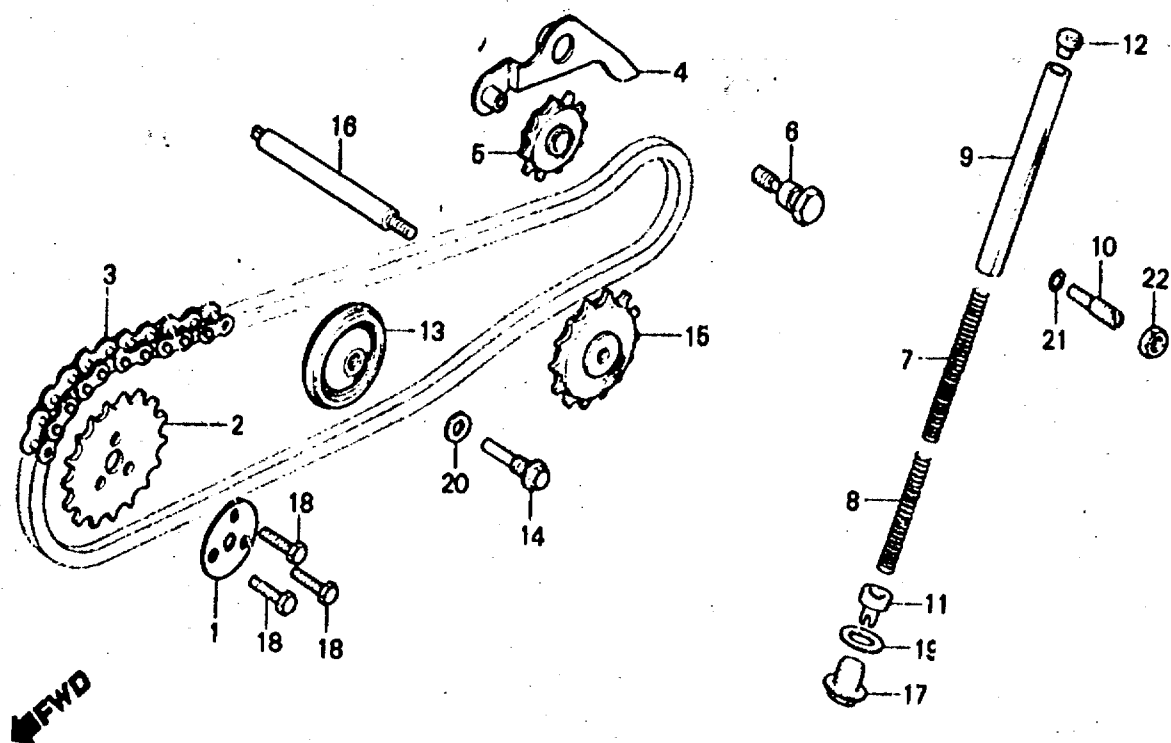
E-4

Cam chain • Tensioner

Chaîne de cames • Tendeur

Steuerkette • Spanner

Cadena de levas •
Tensionador



B126-65

Service item	F.R.T.	Ref. No.	Part No.	Description	Reqd. No. ST70c	Serial No.	Area code
		12	14566-086-030	HEAD, CAM CHAIN TENSIONER PUSH ROD	1		
		13	14610-086-000	ROLLER COMP., CAM CHAIN GUIDE	1		
		14	14615-035-000	PIN, CAM CHAIN GUIDE ROLLER	1		
		15	14670-035-030	SPROCKET, CAM CHAIN GUIDE	1		
		16	14675-GB0-910	SPINDLE, CAM CHAIN GUIDE	1		
		17	90081-086-000	BOLT, SEALING, 14MM	1		
		18	90083-035-010	BOLT, KNOCK, 5MM	3		
		19	90441-035-000	WASHER, SEALING, 14MM	1		
		20	90481-035-000	WASHER, 8MM	1		
		21	91301-216-000	O-RING, 5.5X1.5	1		
		22	94002-08000-05	NUT, HEX., 8MM	1		

C 10

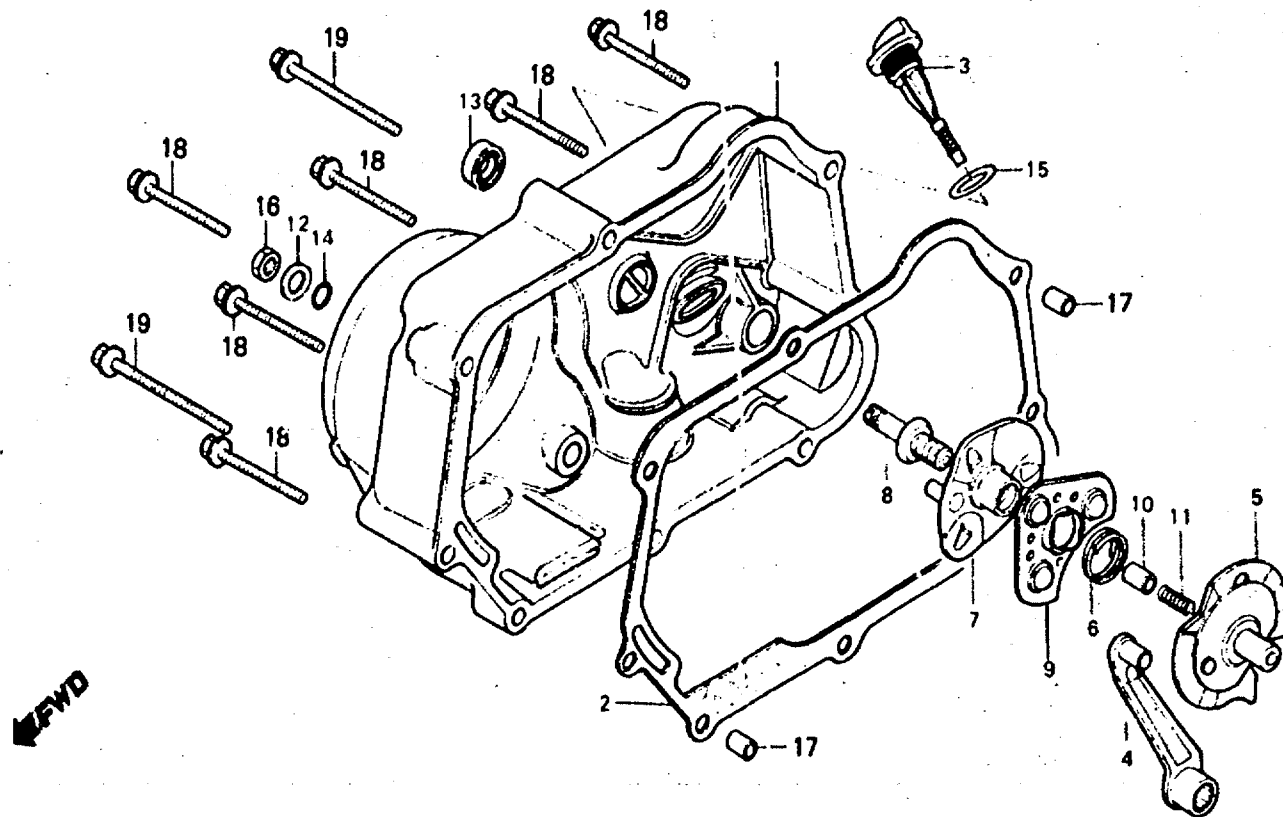
E-5

Right crankcase cover

Couvercle de carter moteur droit

Rechter Kurbelgehäusedeckel

Cubierta de cárter de motor derecha



B126-66

Service item	F.R.T.	Ref. No.	Part No.	Description	Reqd. No. ST70c	Serial No.	Area code
COVER COMP., R. CRANKCASE	0.7	1	11330-045-011	COVER COMP., R. CRANKCASE	1		
GASKET, R. CRANKCASE COVER	0.5	2	11394-035-010	GASKET, R. CRANKCASE COVER	1		
LEVER, CLUTCH		3	15650-098-730	GAUGE, OIL LEVEL	1		
PLATE COMP., CLUTCH CAM		4	22811-040-020	LEVER, CLUTCH	1		
PLATE COMP., CLUTCH LIFTER	0.6	5	22820-918-010	PLATE COMP., CLUTCH CAM	1		
INC. RELATIVE PART		6	22825-046-000	SPRING, CAM PLATE SIDE	1		
OIL SEAL, 14X24X5		7	22830-041-000	PLATE COMP., CLUTCH LIFTER	1		
		8	22846-040-010	BOLT, CLUTCH ADJUSTING	1		
		9	22860-046-000	RETAINER, CLUTCH BALL	1		
		10	25551-918-007	THROUGH, OIL	1		
		11	25555-065-000	SPRING, OIL THROUGH	1		
		12	90485-040-000	WASHER, 8MM	1		
		13	91202-302-000	OIL SEAL, 14X24X5	1		
		14	91303-001-000	O-RING, 8MM	1		

1981.11.10

E

C10

C 11

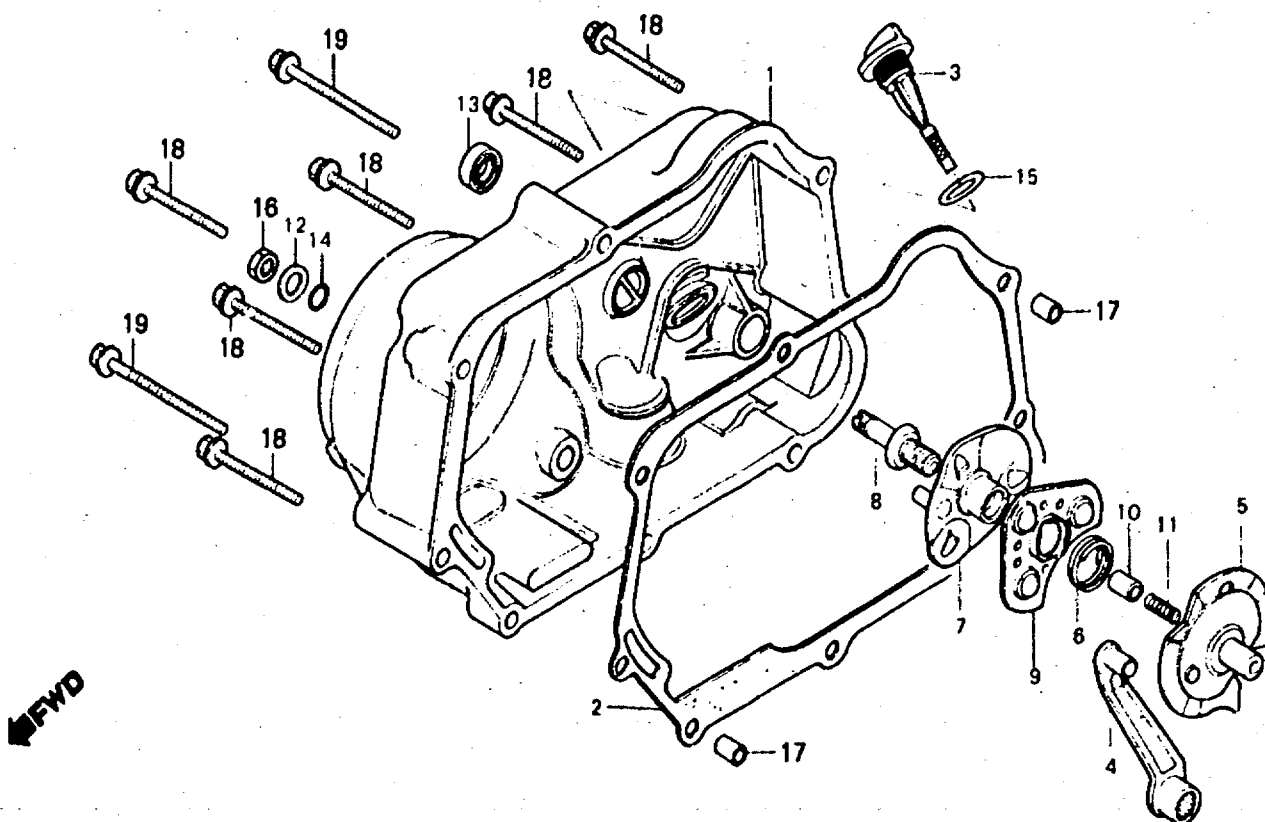
E-5

Right crankcase cover

Couvercle de carter moteur
droit

Rechter
Kurbelgehäusedeckel

Cubierta de cárter de
motor derecha



B126-66

Service item	F.R.T.	Ref. No.	Part No.	Description	Reqd. No. ST70c	Serial No.	Area code
		15	91307-035-000	O-RING, 18X3	1		
		16	94030-08000	NUT, HEX., 8MM	1		
		17	94301-08120	PIN A, DOWEL, 8X12	2		
			94304-08120	PIN D, DOWEL, 8X12	2		
		18	96000-06040-00	BOLT, FLANGE, 6X40	6		
		19	96000-06065-00	BOLT, FLANGE, 6X65	2		

1981.11.10

E

C11

C 12

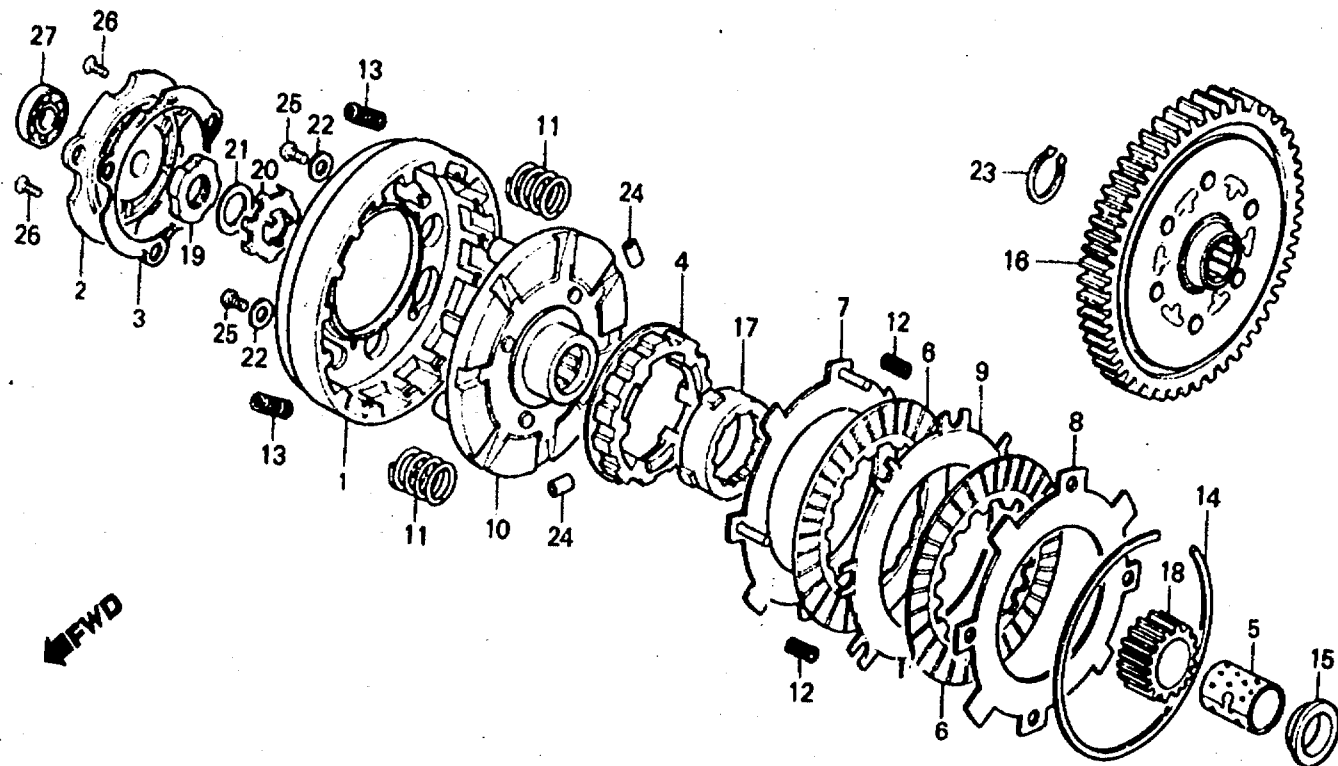
E-6

Clutch

Embrayage

Kupplung

Embrague



B126-67

Service item	F.R.T.	Ref. No.	Part No.	Description	Reqd. No. ST70c	Serial No.	Area code
OUTER, CLUTCH	0.8	1	22101-040-030	OUTER, CLUTCH	1		
PLATE COMP., DRIVE		2	22111-040-000	COVER, CLUTCH OUTER	1		
SPRING, CLUTCH		3	22119-040-000	GASKET, CLUTCH OUTER COVER	1		
(ONE OR ALL)		4	22120-040-030	CENTER, CLUTCH (17T)	1		
COVER, CLUTCH OUTER	0.6	5	22131-035-030	GUIDE, CLUTCH CENTER	1		
INC. RELATIVE PART							
CENTER, CLUTCH	0.7	6	22201-087-010	DISK, CLUTCH FRICTION	2		
INC. RELATIVE PART		7	22310-680-910	PLATE A, CLUTCH	1		
DISK, CLUTCH FRICTION		8	22321-041-000	PLATE B, CLUTCH	1		
INC. RELATIVE PART		9	22331-041-000	PLATE C, CLUTCH	1		
(ONE OR ALL)		10	22351-120-691	PLATE COMP., DRIVE	1		
GEAR, PRIMARY DRIVEN		11	22401-087-000	SPRING, CLUTCH	4		
GEAR, PRIMARY DRIVE		12	22411-001-010	SPRING, CLUTCH FREE	4		
		13	22421-040-000	SPRING, CLUTCH DAMPER	4		
		14	22901-001-000	SET RING, 101.5MM	1		
		15	22911-035-010	COLLAR, 17MM	1		

1981.11.10

E

C12

C 13

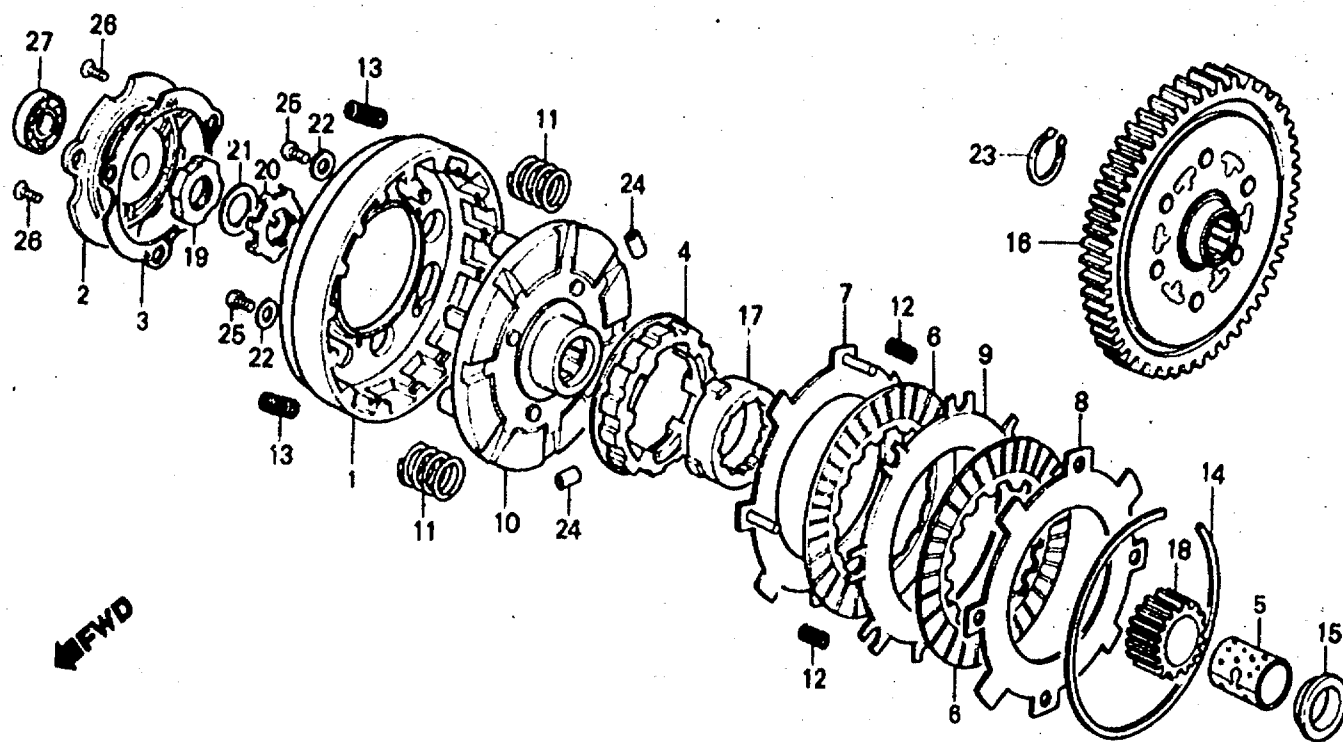
E-6

Clutch

Embrayage

Kupplung

Embrague



B126-67

Service item	F.R.T.	Ref. No.	Part No.	Description	Reqd. No. ST70c	Serial No.	Area code
		16	23110-098-740	GEAR, PRIMARY DRIVEN (67T)	1		
		17	23112-041-040	OUTER, DRIVE GEAR (18T)	1		
		18	23120-041-000	GEAR, PRIMARY DRIVE (18T)	1		
		19	90231-087-000	NUT, LOCK, 14MM	1		
		20	90431-086-000	WASHER, LOCK, 14MM	1		
		21	90432-086-000	WASHER B, LOCK	1		
		22	90483-040-000	WASHER, STOPPER, 14MM	4		
		23	90601-001-000	CIRCLIP, EXTERNAL, 17MM	1		
		24	91102-041-007	ROLLER, 8X10	8		
			91102-041-153	ROLLER, 8X10	8		
		25	93500-05010-0A	SCREW, PAN, 5X10	4		
		26	93600-05010-0A	SCREW, FLAT, 5X10	3		
		27	96100-60000-00	BEARING, RADIAL BALL, 6000	1		

1981.11.10

E

C13

C 14

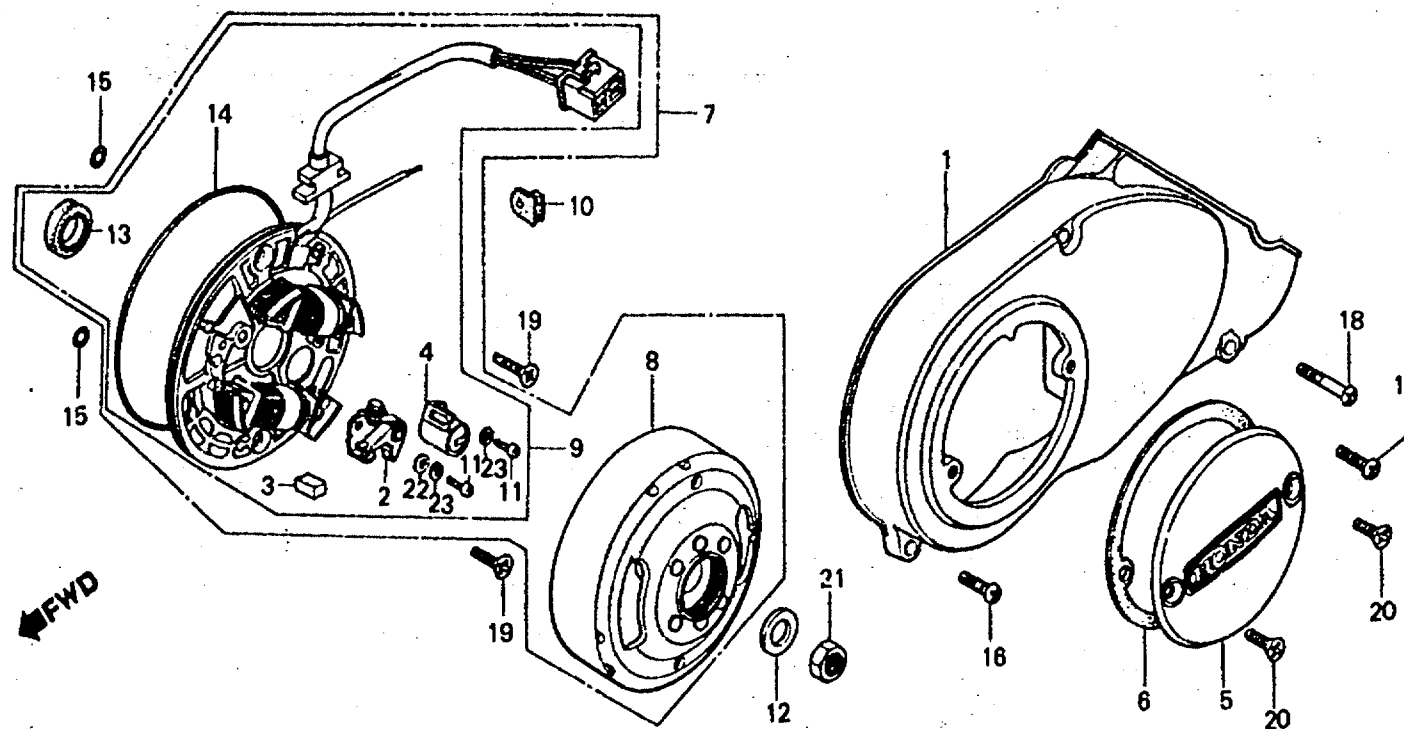
E-7

Left crankcase cover •
Generator

Couvercle de carter moteur
gauche • Générateur

Linker
Kurbelgehäusedeckel •
Lichtmaschine

Cubierta de cárter de motor
izquierdo • Generador



B126-68

Service item	F.R.T.	Ref. No.	Part No.	Description	Reqd. No. ST70c	Serial No.	Area code
COVER COMP., L. CRANKCASE	0.1	1	11341-098-010	COVER COMP., L. CRANKCASE	1		
CONDENSER COMP.	0.4	2	30202-171-004	BREAKER COMP. CONTACT	1		F
BREAKER COMP., CONTACT			30202-041-015	BREAKER COMP. CONTACT	1		
GENERATOR ASSY., A.C.	0.6	3	30205-041-004	FELT, OIL (ND)	1		
STATOR COMP.		4	30250-041-004	CONDENSER COMP.	1		F
FLYWHEEL COMP.	0.2		30250-041-005	CONDENSER COMP.	1		
OIL SEAL, 18.9X30X5	0.3	5	30371-098-750	COVER, POINT	1		
O-RING, 107X2							
		6	30374-040-010	GASKET, POINT COVER	1		
		7	31100-098-045	GENERATOR ASSY., A.C.	1		DK,DM,NI,SA
			31100-126-683	GENERATOR ASSY., A.C. (HITACHI)	1		F
		8	31121-126-682	FLYWHEEL COMP. (HITACHI)	1		F
			31121-163-005	FLYWHEEL COMP. (HITACHI)	1		DK,DM,NI,SA
		9	31141-098-035	STATOR COMP. (HITACHI)	1		DK,DM,NI,SA

1981.11.10

E

C14

C 15

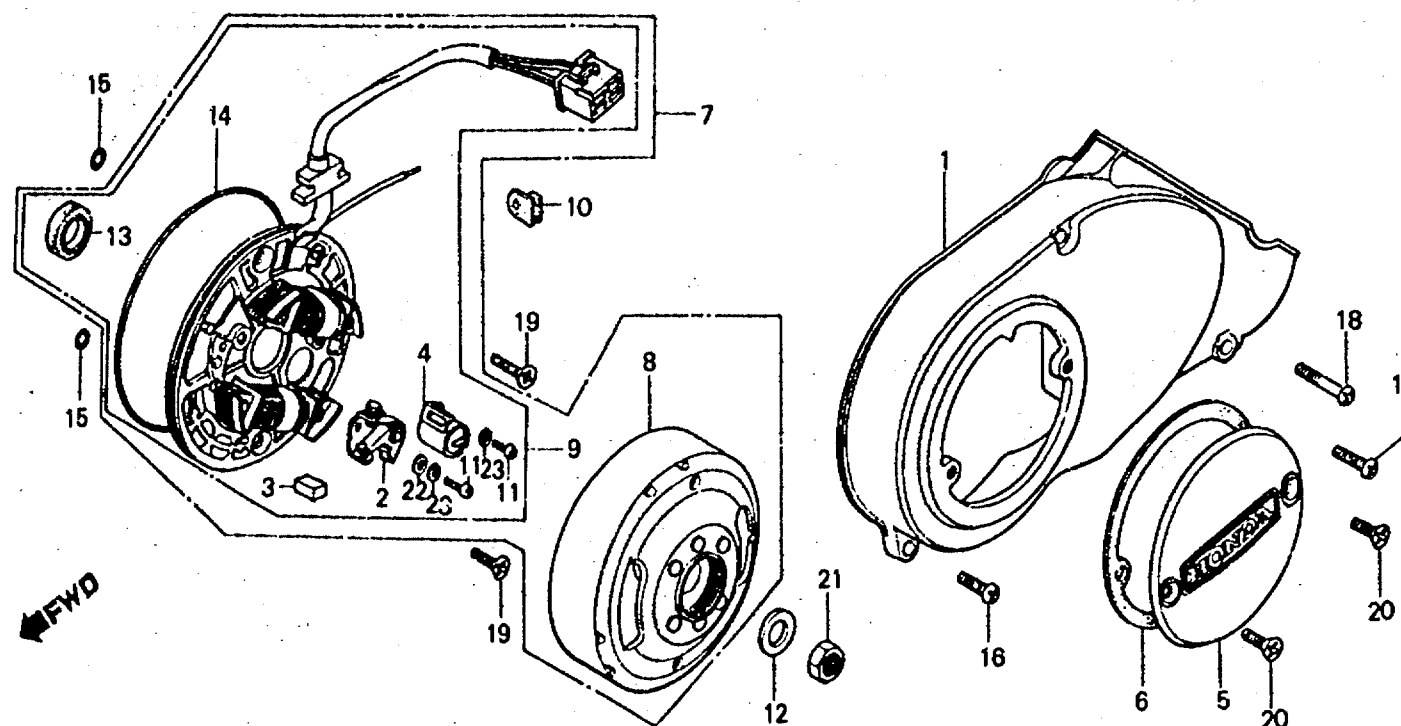
E-7

Left crankcase cover •
Generator

Couvercle de carter moteur
gauche • Générateur

Linker
Kurbelgehäusedeckel •
Lichtmaschine

Cubierta de cárter de motor
izquierdo • Generador



B126-68

Service item	F.R.T.	Ref. No.	Part No.	Description	Reqd. No. ST70c	Serial No.	Area code
			31141-171-004	STATOR COMP. (ND)	1		F
			31141-171-015	STATOR COMP. (HITACHI)	1		F
		10	32981-035-000	GROMMET, NEUTRAL SWITCH CORD	1		
			90350-04010-0A	SCREW, PAN, 4X10	2		F
			93500-04010-0A	SCREW, PAN, 4X10	2		
		12	90426-035-000	WASHER, MAGNETO FIXING	1		
		13	91202-035-003	OIL SEAL, 18.9X30X5	1		
			91202-035-005	OIL SEAL, 18.9X30X5	1		
		14	91301-035-000	O-RING, 107X2	1		
		15	91317-171-003	O-RING, 6X1.7	2		
		16	93500-06028	SCREW, PAN, 6X28	1		
		17	93500-06032	SCREW, PAN, 6X32	1		
		18	93500-06036	SCREW, PAN, 6X36	1		
		19	93600-06016	SCREW, FLAT, 6X16	2		
		20	93700-05012-0A	SCREW, OVAL, 5X12	2		
		21	94030-10000	NUT, HEX., 10MM	1		
		22	94101-04000	WASHER, PLAIN, 4MM	1		
		23	94111-04000	WASHER, SPRING, 4MM	2		

1981.11.10

E

C15

C 16

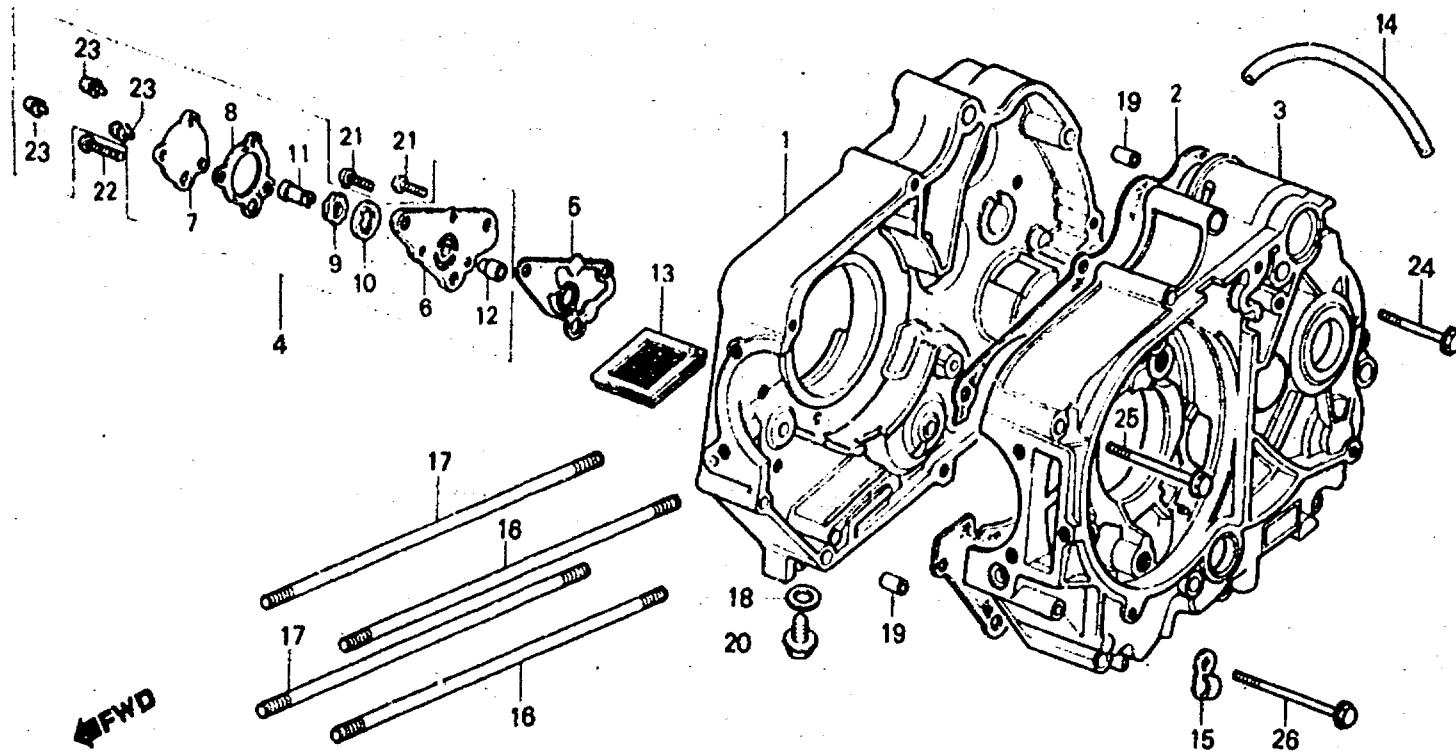
E-8

Crankcase • Oil pump

Carter moteur • Pompe à huile

Kurbelgehäuse • Ölpumpe

Cárter de motor • Bomba de aceite



B126-69

Service item	F.R.T.	Ref. No.	Part No.	Description	Reqd. No. ST70c	Serial No.	Area code
CRANKCASE COMP., R.	*3.3	1	11100-GB0-910	CRANKCASE COMP., R.	1		
GASKET, CRANKCASE	*2.8	2	11191-GB0-910	GASKET, CRANKCASE	1		
CRANKCASE COMP., L.	*3.9	3	11200-125-010	CRANKCASE COMP., L.	1		
PUMP ASSY., OIL	0.7	4	15100-178-000	PUMP ASSY., OIL	1		
BODY, OIL PUMP		5	15119-178-000	GASKET, OIL PUMP BODY	1		
INC. RELATIVE PART							
SCREEN, OIL FILTER	0.5	6	15311-178-000	BODY, OIL PUMP	1		
BOLT CYLINDER STUD	1.1	7	15321-035-003	COVER, OIL PUMP	1		
(ADD 0.1 FOR EACH.)		8	15329-035-003	GASKET, OIL PUMP COVER	1		
		9	15331-107-000	ROTOR, OIL PUMP INNER	1		
		10	15332-107-000	ROTOR, OIL PUMP OUTER	1		
		11	15382-178-000	DRIVESHAFT, OIL PUMP	1		
		12	15383-178-300	PIN, OIL PUMP KNOCK	1		
		13	15421-035-010	SCREEN, OIL FILTER	1		

1981.11.10

E

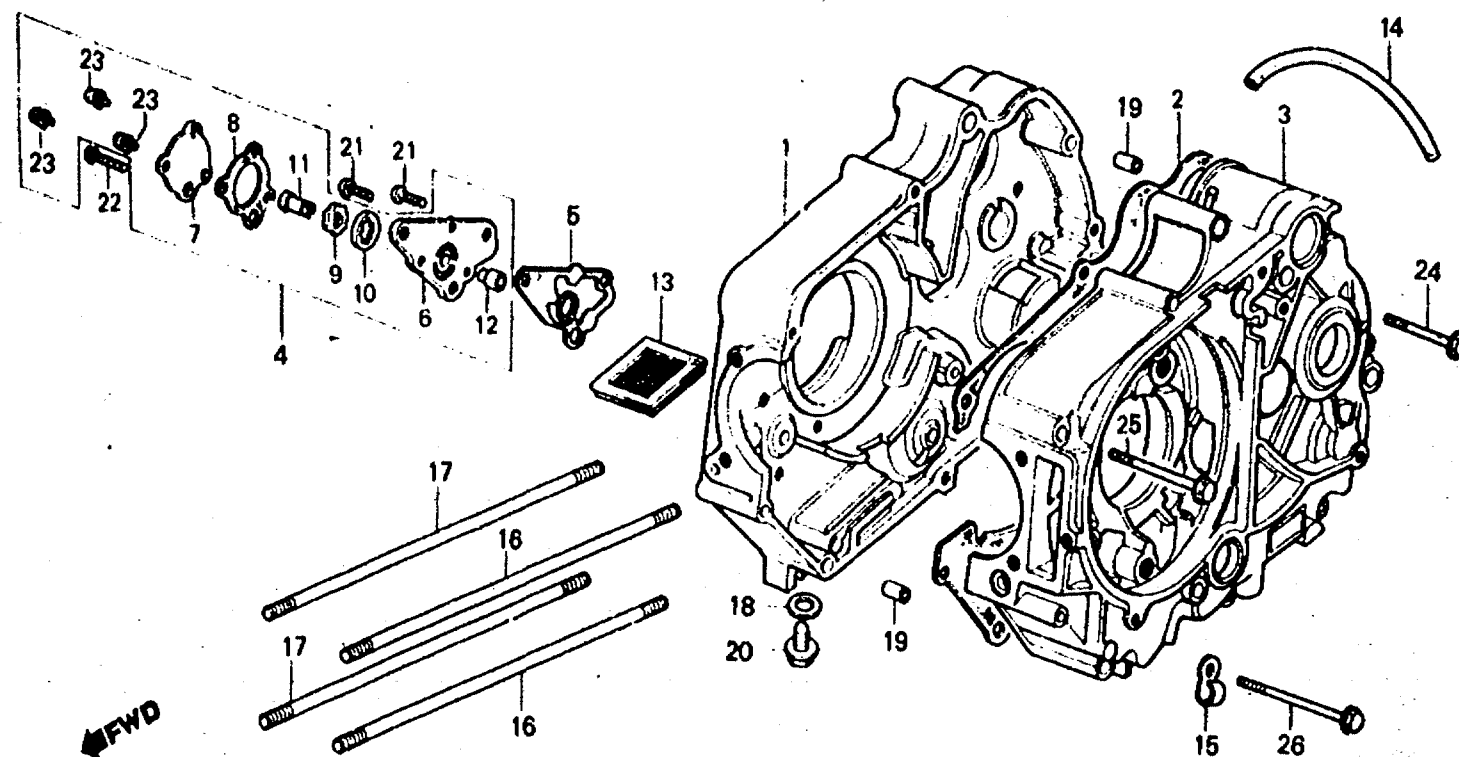
C16

D 1**E-8**

Crankcase • Oil pump

Carter moteur • Pompe à
huile

Kurbelgehäuse • Ölpumpe

Cárter de motor • Bomba
de aceite

B126-69

Service item	F.R.T.	Ref. No.	Part No.	Description	Reqd. No ST70c	Serial No	Area code
		14	15761-171-000	TUBE, BREATHER, 5X250	1		
		15	16236-045-010	CLAMPER, OVER FLOW PIPE	1		
		16	90031-035-010	BOLT A, CYLINDER STUD	2		
		17	90032-035-000	BOLT B, CYLINDER STUD	2		
		18	90407-259-000	PACKING, DRAIN COCK	1		
		19	90704-035-000	PIN A, KNOCK, 10X14	2		
		20	92800-12000	BOLT, DRAIN PLUG, 12MM	1		
		21	93500-06016	SCREW, PAN, 6X16	2		
		22	93500-06022	SCREW, PAN, 6X22	1		
		23	93892-05010-00	SCREW-WASHER, 5X10	3		
		24	96000-06050-00	BOLT, FLANGE, 6X50	1		
		25	96000-06060-00	BOLT, FLANGE, 6X60	3		
		26	96000-06065-00	BOLT, FLANGE, 6X65	4		

1981.11.10

E

D1

D 2

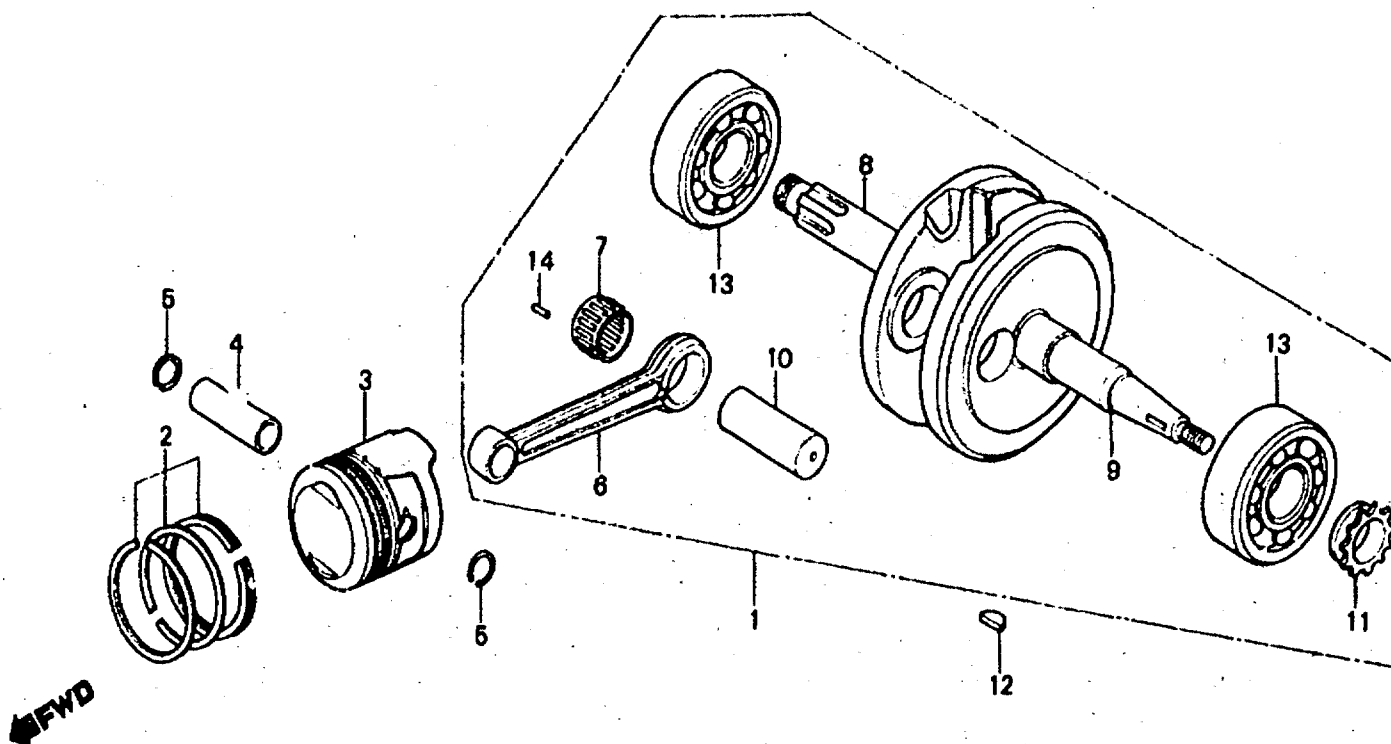
E-9

Crankshaft • Piston

Vilebrequin • Piston

Kurbelwelle • Kolben

Cigüeñal • Pistón



B126-70

Service item	F.R.T.	Ref. No.	Part No.	Description	Reqd. No. ST70c	Serial No.	Area code
CRANKSHAFT COMP.	*3.3	1	13000-126-650	CRANKSHAFT COMP.	1		
RING SET, PISTON	1.2	2	13011-126-751	RING SET, PISTON (STD. RIKEN)	1		
PISTON			13011-126-752	RING SET, PISTON (STD. NIPPON)	1		
PIN, PISTON	1.1	3	13101-126-750	PISTON (STD.)	1		
ROD, CONNECTING		4	13111-680-910	PIN, PISTON	1		
INC, RELATIVE PART (ACTUAL TIME)		5	13115-001-000	CLIP, PISTON PIN	2		
SPROCKET, TIMING	*3.5	6	13201-682-300	ROD, CONNECTING	1		
BEARING, RADIAL BALL, 6304 (ADD 0.2 FOR EACH.)		7	13211-035-000	RETAINER, CONNECTING ROD ROLLER	1		
		8	13311-125-300	CRANKSHAFT, R.	1		
		9	13321-125-300	CRANKSHAFT, L.	1		
		10	13381-178-300	PIN, CRANK	1		
		11	14311-035-000	SPROCKET, TIMING (14T)	1		
		12	90741-035-000	KEY, WOODRUFF, 3X5	1		

D 3

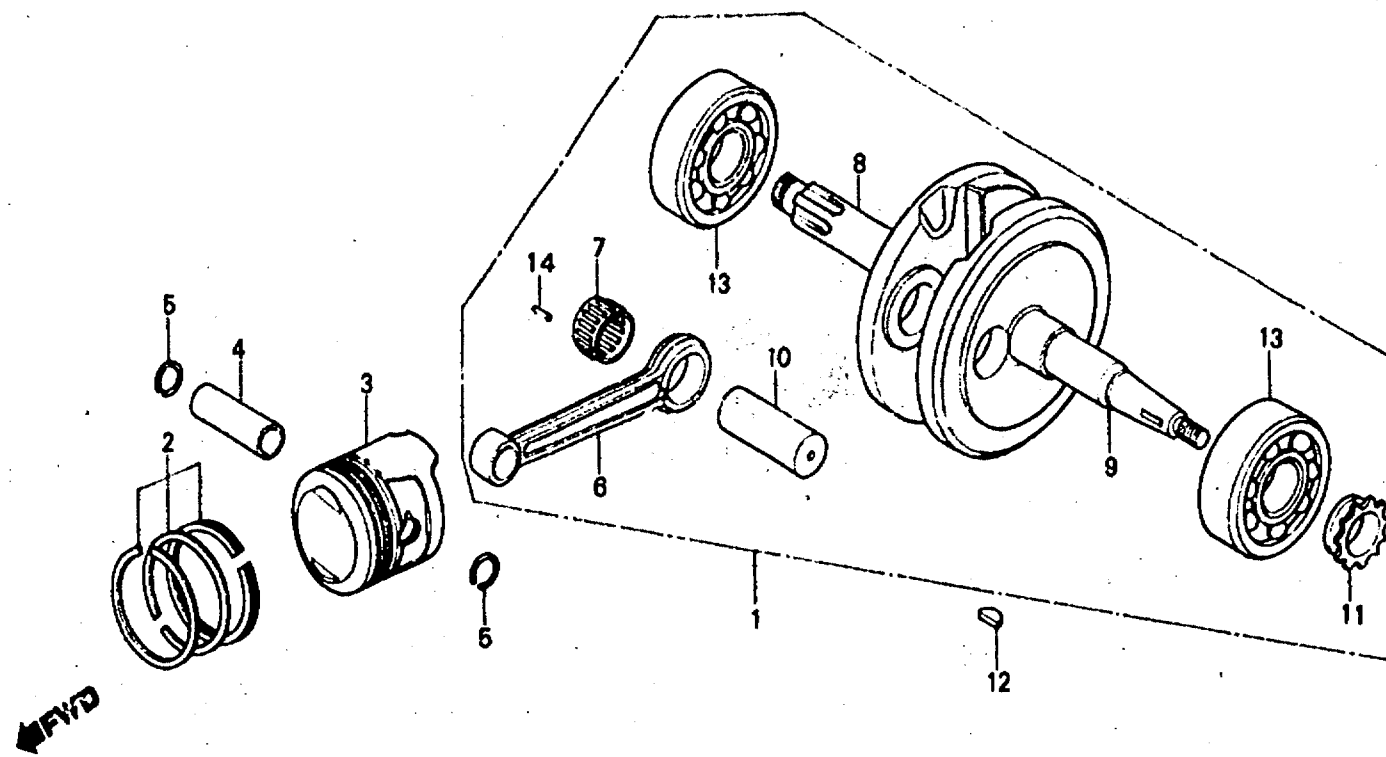
E-9

Crankshaft • Piston

Vilebrequin • Piston

Kurbelwelle • Kolben

Cigüeñal • Pistón



B126-70

Service item	F.R.T.	Ref. No.	Part No.	Description	Reqd. No. ST70c	Serial No.	Area code
		13	91001-035-008	BEARING, RADIAL BALL, 6304 (TOYO)	2		
		14	91101-001-030	ROLLER, ROD, 2.5X10	22		

D 4

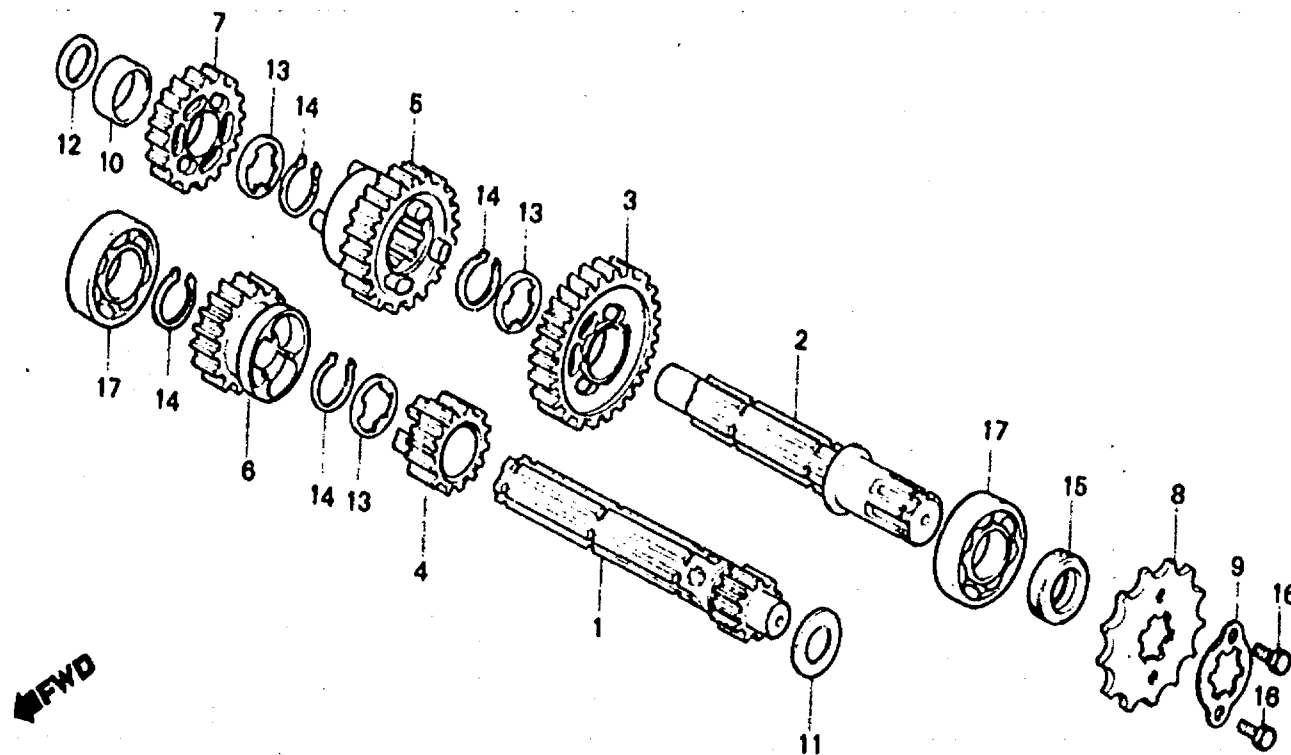
E-10

Transmission

Transmission

Getriebe

Transmisión



B126-71

Service item	F.R.T.	Ref. No.	Part No.	Description	Reqd. No. ST70c	Serial No.	Area code
MAINSHAFT, TRANSMISSION	*3.0	1	23211-041-020	MAINSHAFT, TRANSMISSION (11T)	1		
INC. RELATIVE PART		2	23221-041-040	COUNTERSHAFT, TRANSMISSION	1		
COUNTERSHAFT, TRANSMISSION		3	23421-041-010	GEAR, COUNTERSHAFT LOW (37T)	1		
INC. RELATIVE PART		4	23431-040-070	GEAR, MAINSHAFT SECOND (18T)	1		
(WHEN SERVICING COMP., UNIT, F.R.T. IS 3.2)		5	23441-086-010	GEAR, COUNTERSHAFT SECOND (31T)	1		
SPROCKET, DRIVE	0.2	6	23471-041-050	GEAR, MAINSHAFT THIRD (21T)	1		
		7	23481-086-010	GEAR, COUNTERSHAFT THIRD (25T)	1		
		8	23800-098-000	SPROCKET, DRIVE (15T)	1		
		9	23802-040-000	PLATE, DRIVE SPROCKET FIXING	1		
		10	23911-041-020	COLLAR, GEAR	1		
		11	90451-121-000	WASHER, THRUST, 14MM	1		
		12	90451-141-000	WASHER, THRUST, 13,5MM	1		

1981.11.10

E

04

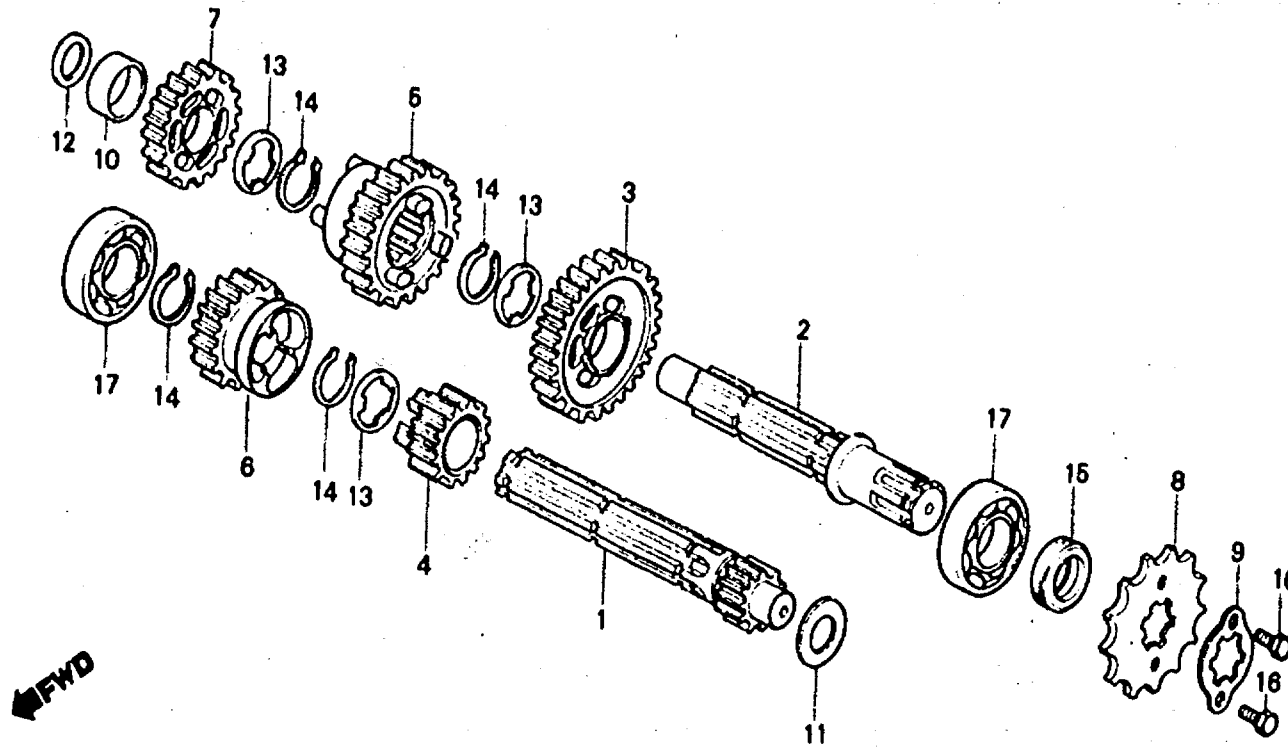
D 5**E-10**

Transmission

Transmission

Getriebe

Transmisión



B126-71

Service item	F.R.T.	Ref. No.	Part No.	Description	Reqd. No. ST70c	Serial No.	Area code
		13	90461-035-000	WASHER, SPLINE, 17MM	3		
		14	90601-001-000	CIRCLIP, EXTERNAL, 17MM	4		
		15	91203-035-005	OIL SEAL, 17X29X5	1		
		16	92000-06008	BOLT, HEX., 6X8	2		
		17	96100-62030-00	BEARING, RADIAL BALL, 6203	2		

1981.11.10

E

05



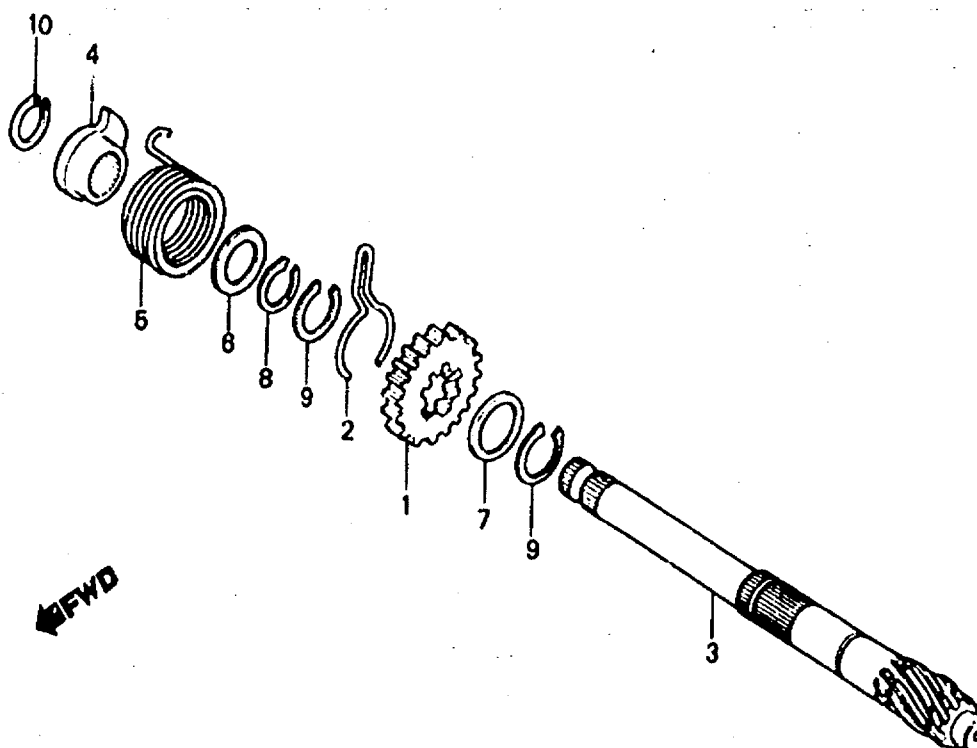
E-11

Kick starter spindle

Broche de kick de démarrage

Kickstarterspindel

Eje de arranque de pie



B126-72

Service item	F.R.T.	Ref. No.	Part No.	Description	Reqd. No. ST70c	Serial No.	Area code
PINION, KICK STARTER	*2.9	1	28211-040-035	PINION, KICK STARTER (22T)	1		
SPINDLE, KICK STARTER		2	28223-035-035	SPRING, KICK STARTER RATCHET	1		
INC. RELATIVE PART		3	28251-035-065	SPINDLE, KICK STARTER	1		
SPRING, KICK STARTER	0.7	4	28262-041-730	RETAINER, KICK SPRING	1		
INC. RELATIVE PART		5	28281-035-018	SPRING, KICK STARTER	1		
		6	90451-040-000	WASHER, THRUST, 17MM	1		
		7	90482-035-025	WASHER, 20MM	1		
		8	90601-001-000	CIRCLIP, EXTERNAL, 17MM	1		
		9	90605-200-000	SET RING, 20MM	2		
		10	94510-16000	CIRCLIP, EXTERNAL, 16	1		



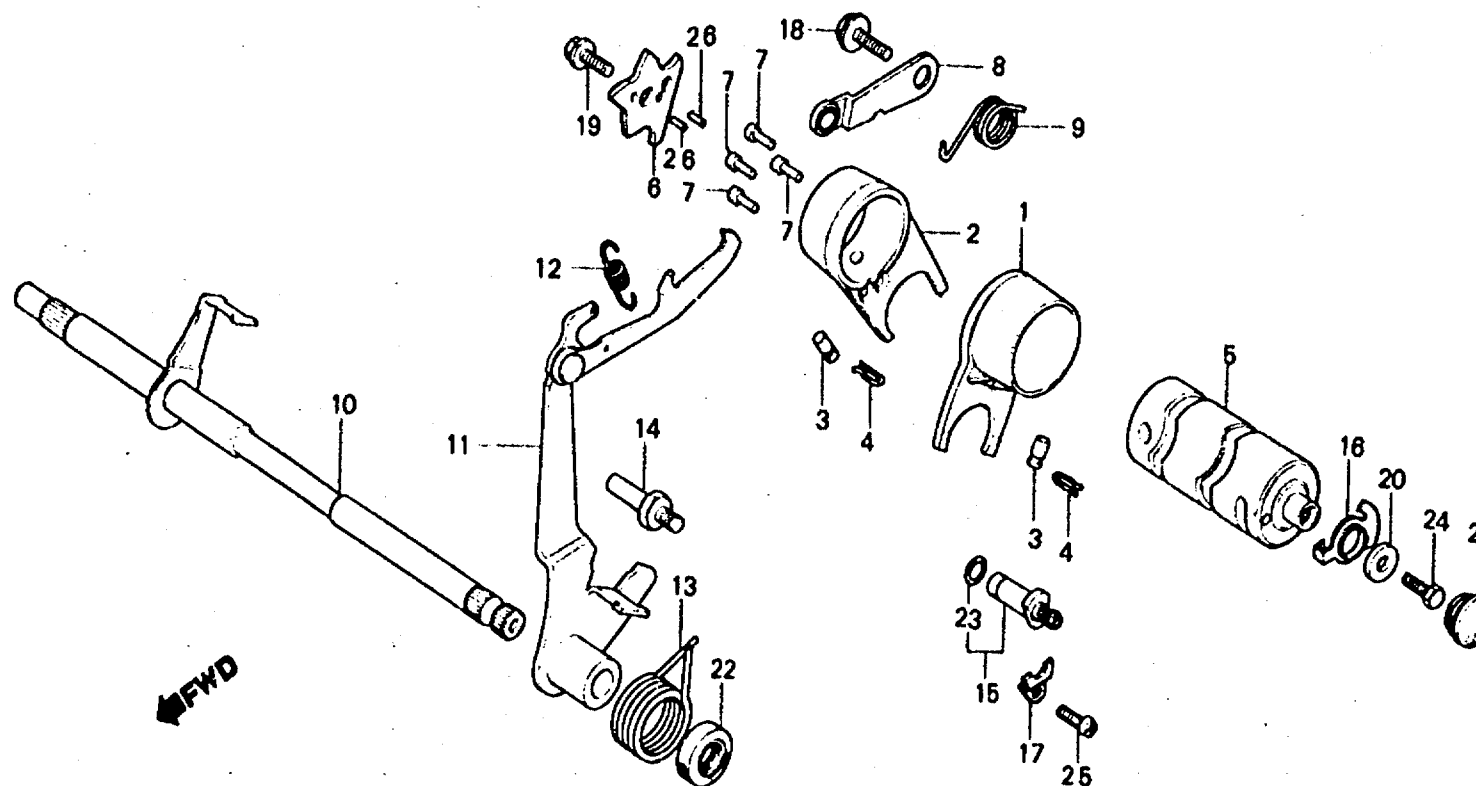
E-12

Gearshift drum

Tambour de changement de vitesse

Gangschaltwalze

Tambor de cambio



B126-73

Service item	F.R.T.	Ref. No.	Part No.	Description	Reqd. No. ST70c	Serial No.	Area code
FORK, GEARSHIFT	*3.0	1	24211-097-010	FORK, L. GEARSHIFT	1		
INC. RELATIVE PART		2	24221-041-010	FORK, R. GEARSHIFT	1		
DRUM, GEARSHIFT		3	24261-121-740	PIN, GEARSHIFT FORK GUIDE	2		
INC. RELATIVE PART		4	24263-028-000	CLIP, GEARSHIFT FORK GUIDE PIN	2		
STOPPER, GEARSHIFT DRUM	0.8	5	24301-041-080	DRUM, GEARSHIFT	1		
INC. RELATIVE PART		6	24411-C41-050	PLATE, GEARSHIFT DRUM STOPPER	1		
SPINDLE COMP., GEARSHIFT		7	24421-041-000	PIN, GEARSHIFT DRUM	4		
INC. RELATIVE PART		8	24430-041-010	STOPPER, GEARSHIFT DRUM	1		
CONTACT ASSY., NEUTRAL SWITCH	0.2	9	24435-171-000	SPRING, SHIFT DRUM STOPPER	1		
OIL SEAL, 11.6X24X10	0.9	10	24610-098-730	SPINDLE COMP., GEARSHIFT	1		

D 8

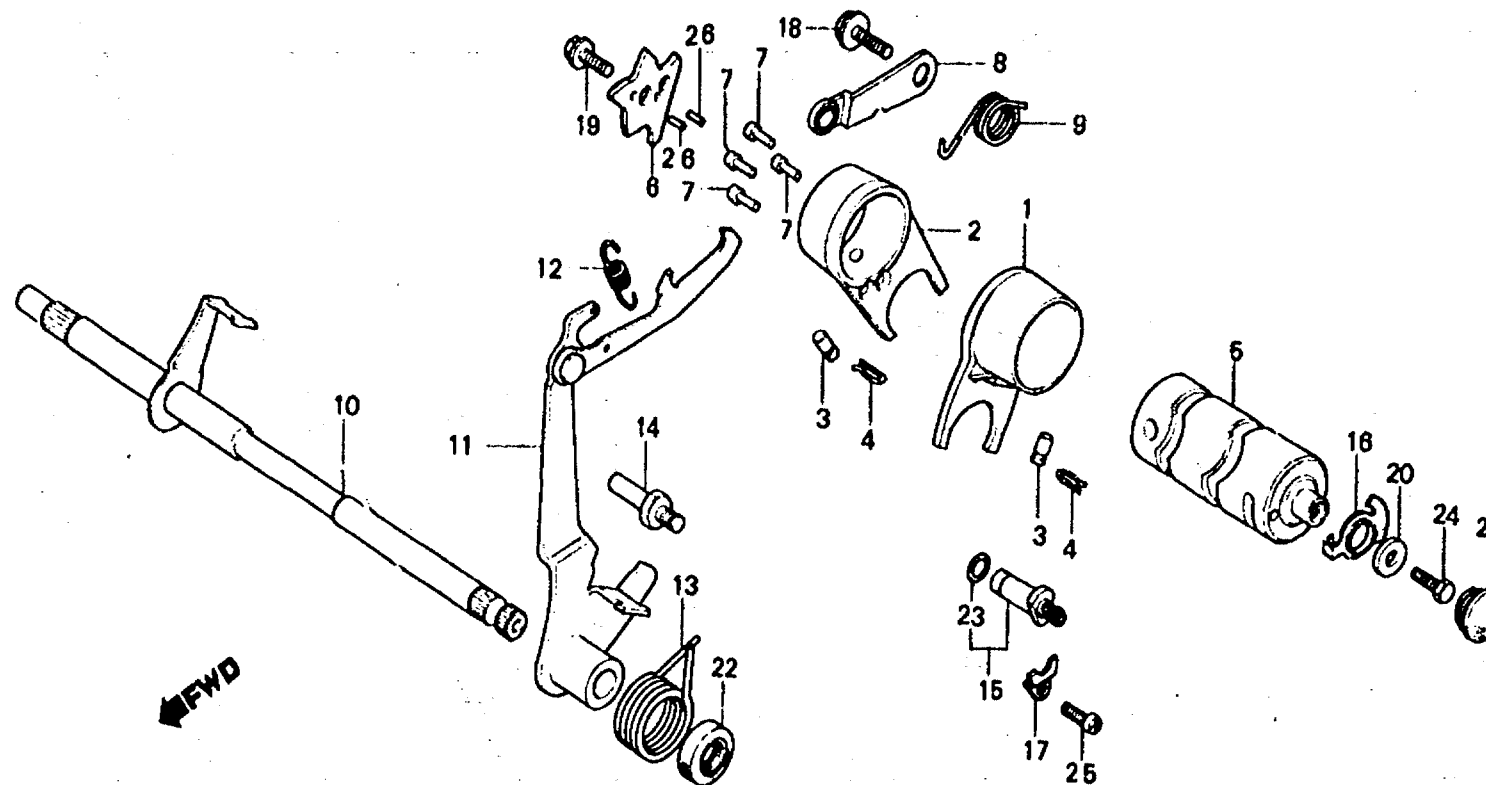
E-12

Gearshift drum

**Tambour de changement
de vitesse**

Gangschaltwalze

Tambor de cambio



B126-73

Service item

F.R.T.

Ref.
No.

Part No.

Description

Reqd. No.
ST70c

Serial No.

Area code

11	24630-086-010	ARM, GEARSHIFT	1		
12	24641-041-000	SPRING, GEARSHIFT ARM	1		
13	24651-041-000	SPRING, GEARSHIFT RETURN	1		
14	24652-035-000	PIN, SHIFT RETURN SPRING	1		
15	35750-001-020	CONTACT ASSY., NEUTRAL SWITCH	1		
16	35753-035-010	ROTOR, NEUTRAL SWITCH	1		
17	35755-001-020	PLATE, CONTACT FIXING	1		
18	90023-041-000	BOLT, GEARSHIFT DRUM STOPPER ARM PIVOT	1		
19	90071-171-010	BOLT, DOWEL, 6MM	1		
20	90417-041-000	WASHER, GEARSHIFT DRUM SIDE	1		
21	90801-035-000	PLUG, RUBBER, 19MM	1		

1981.11.10

E

D8

76



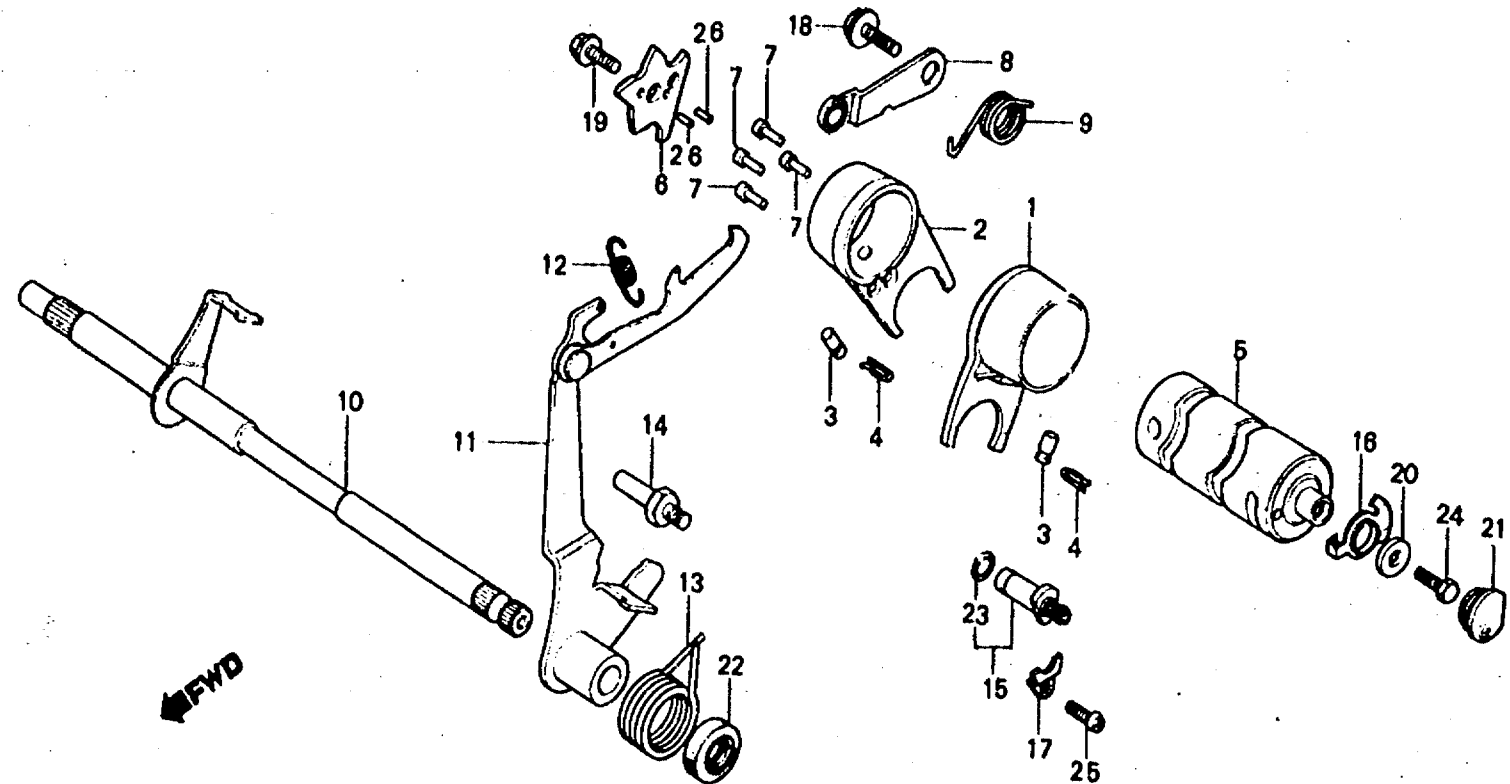
E-12

Gearshift drum

Tambour de changement de vitesse

Gangschaltwalze

Tambor de cambio



B126-73

Service item	F.R.T.	Ref. No.	Part No.	Description	Reqd. No. ST70c	Serial No.	Area code
		22	91204-121-000	OIL SEAL, 11.6X24X10	1		
			91204-121-005	OIL SEAL, 11.6X24X10	1		
		23	91312-107-000	O-RING, 7X1.7	1		
		24	92000-06016	BOLT, HEX., 6X16	1		
		25	93500-06012	SCREW, PAN, 6X12	1		
		26	96220-30085	ROLLER, 3X8.5	2		

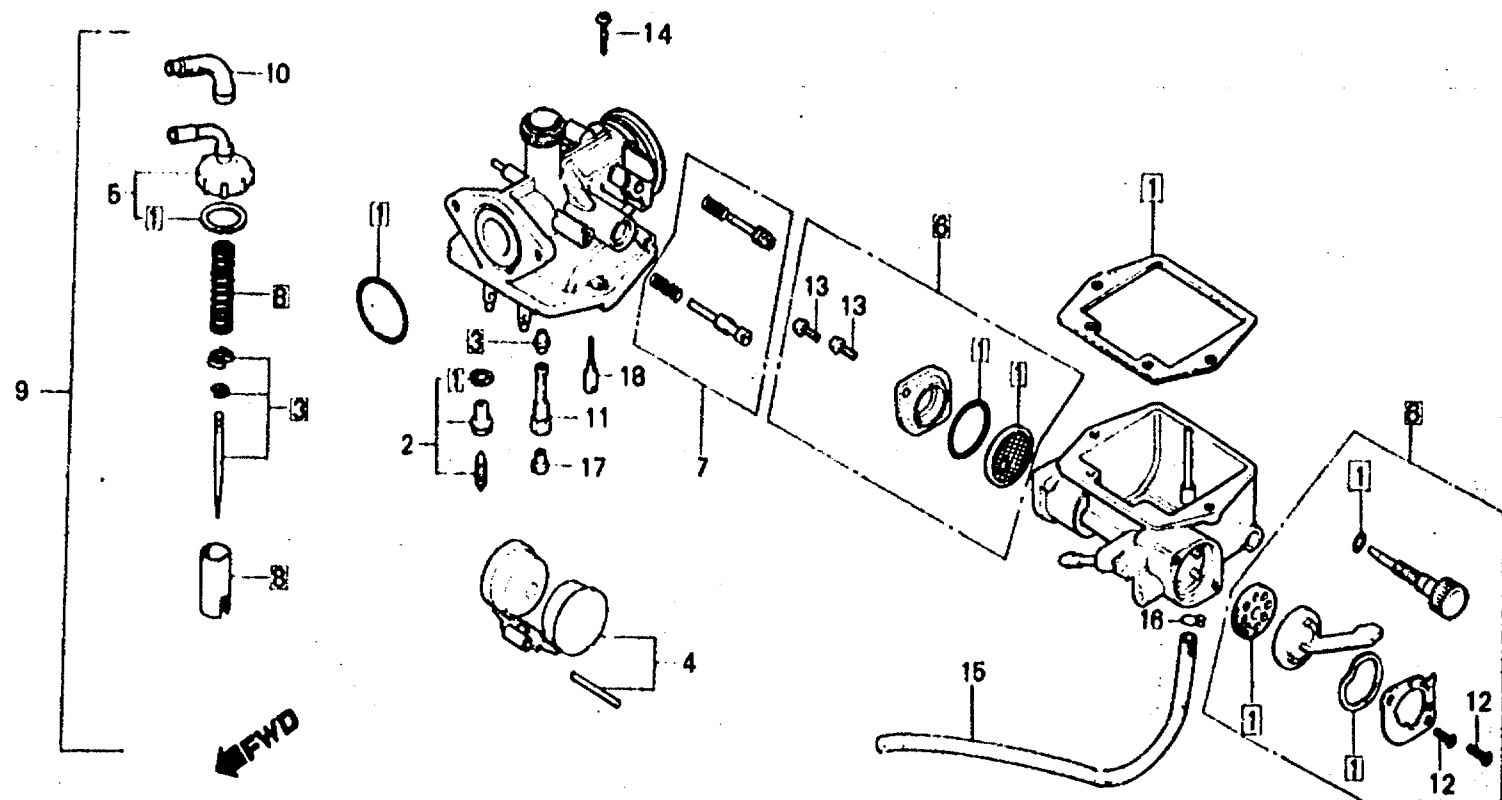
D 10**E-13**

Carburetor

Carburateur

Vergaser

Carburador



B126-74

Service item	F.R.T.	Ref. No.	Part No.	Description	Reqd. No. ST70c	Serial No.	Area code
GASKET SET	0.6	1	16010-098-004	GASKET SET	1		
VALVE SET, FLOAT	0.4	2	16011-098-004	VALVE SET, FLOAT	1		
FLOAT SET		3	16012-126-651	NEEDLE SET, JET	1		
JET, MAIN, #58		4	16013-107-810	FLOAT SET	1		
NEEDLE SET, JET	0.5	5	16014-GB1-901	TOP SET	1		
TOP SET	0.2	6	16015-045-710	CHAMBER SET, FLOAT	1		
CHAMBER SET, FLOAT		7	16016-046-004	SCREW SET A	1		
VALVE SET, THROTTLE		8	16022-126-651	VALVE SET, THROTTLE	1		
CARBURETOR ASSY.	0.3	9	16100-126-652	CARBURETOR ASSY.	1		
		10	16118-GB4-003	CAP, CABLE SEALING	1		
		11	16165-126-651	HOLDER, NEEDLE JET	1		
		12	93500-03005-0A	SCREW, PAN, 3X5	2		
		13	93500-03006-0A	SCREW, PAN, 3X6	2		
		14	93500-04012-0A	SCREW, PAN, 4X12	2		
		15	95001-35240-40	TUBE, FUEL, 3.5X240	1		
		16	95002-02070	CLIP B7, TUBE	1		
		17	99101-116-0580	JET, MAIN, #58	1		

1981.11.10

E

D10

80

D 11

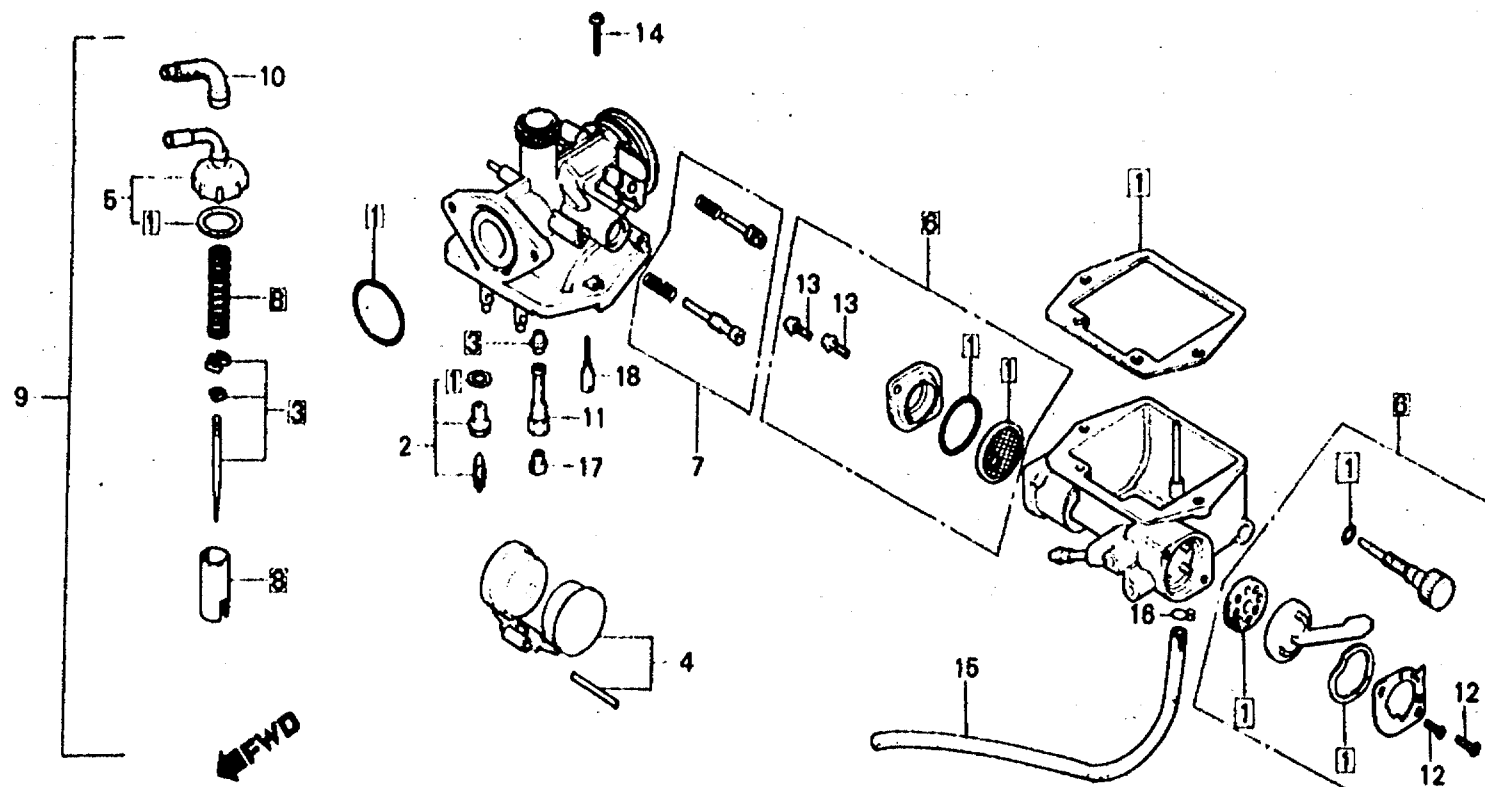
E-13

Carburetor

Carburateur

Vergaser

Carburador



B126-74

Service item	F.R.T.	Ref. No.	Part No.	Description	Reqd No. ST70c	Serial No.	Area code
		18	99124-235-03501	JET, SLOW, #35	1		

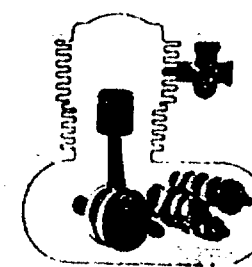
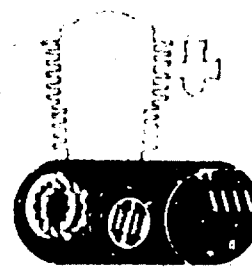

1981.11.10

E

011

E 1

BLOCK INDEX - ENGINE GROUP



E-1 Cylinder head cover C 2
 E-2 Cylinder head - Cylinder C 5
 E-3 Camshaft - Valve C 7
 E-4 Cam chain - Tensioner C 8

E-5 Right crankcase cover C10
 E-6 Clutch C12
 E-7 Left crankcase cover - Generator C14
 E-8 Crankcase - Oil pump C16

E-9 Crankshaft - Piston D 2
 E-10 Transmission D 4
 E-11 Kick starter spindle D 6
 E-12 Gearshift drum D 7
 E-13 Carburetor D10

E 2

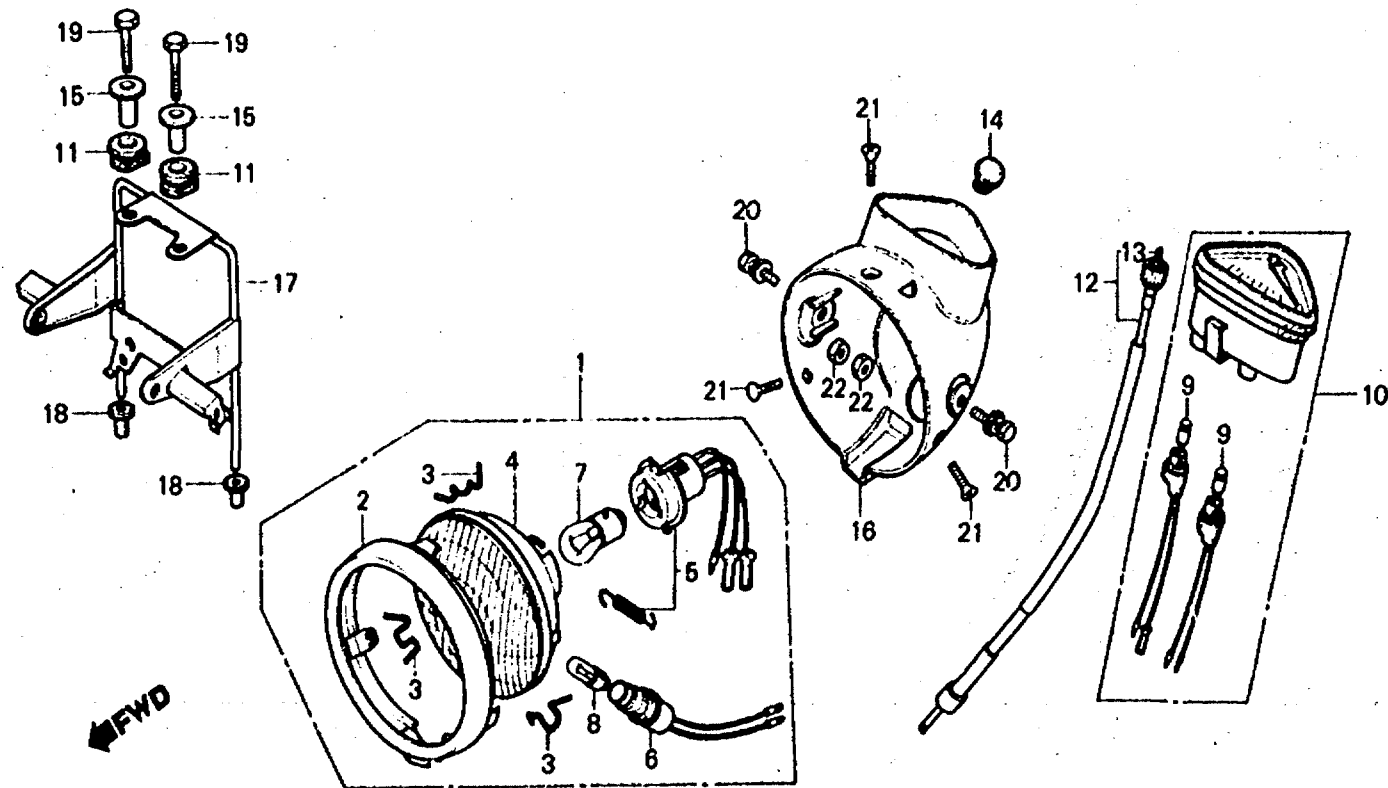
F-1

Headlight • Speedometer
(ST70c-F)

Phare • Compteur
(ST70c-F)

Scheinwerfer • Messer
(ST70c-F)

Faro delantero • Medidor
(ST70c-F)



B126-75

Service item	F.R.T.	Ref. No.	Part No.	Description	Reqd. No. ST70c	Serial No.	Area code
HEADLIGHT ASSY.	0.1	1	33100-126-651	HEADLIGHT ASSY.	1		F
• SOCKET ASSY., HEADLIGHT		2	33101-126-651	RIM, HEADLIGHT	1		F
• SOCKET ASSY., POSITION LIGHT		3	33108-126-651	SPRING, UNIT HOLDER	3		F
• BULB		4	33120-126-651	HEADLIGHT UNIT	1		F
(ONE OR ALL)		5	33130-126-651	SOCKET ASSY., HEADLIGHT	1		F
HEADLIGHT UNIT	0.2	6	33150-126-651	SOCKET ASSY., POSITION LIGHT	1		F
INC. RELATIVE PART		7	34901-351-621	BULB, HEADLIGHT (LOCAL PROCUREMENT PART)	1		F
• SPEEDOMETER ASSY.		8	34903-383-611	BULB, POSITION (6V4W) (LOCAL PROCUREMENT PART)	1		F
• CABLE ASSY., SPEEDOMETER	0.3	9	34908-230-000	BULB, SPEEDOMETER (6V1.7W)	2		F
CASE, HEADLIGHT	0.4	10	37200-098-622	SPEEDOMETER ASSY. (KPH NIPPON SEIKI)	1		F
BRACKET, HEADLIGHT CASE		11	37242-429-000	RUBBER, SPEEDOMETER MOUNTING	2		F
		12	44830-126-650	CABLE ASSY., SPEEDOMETER	1		F

E 3

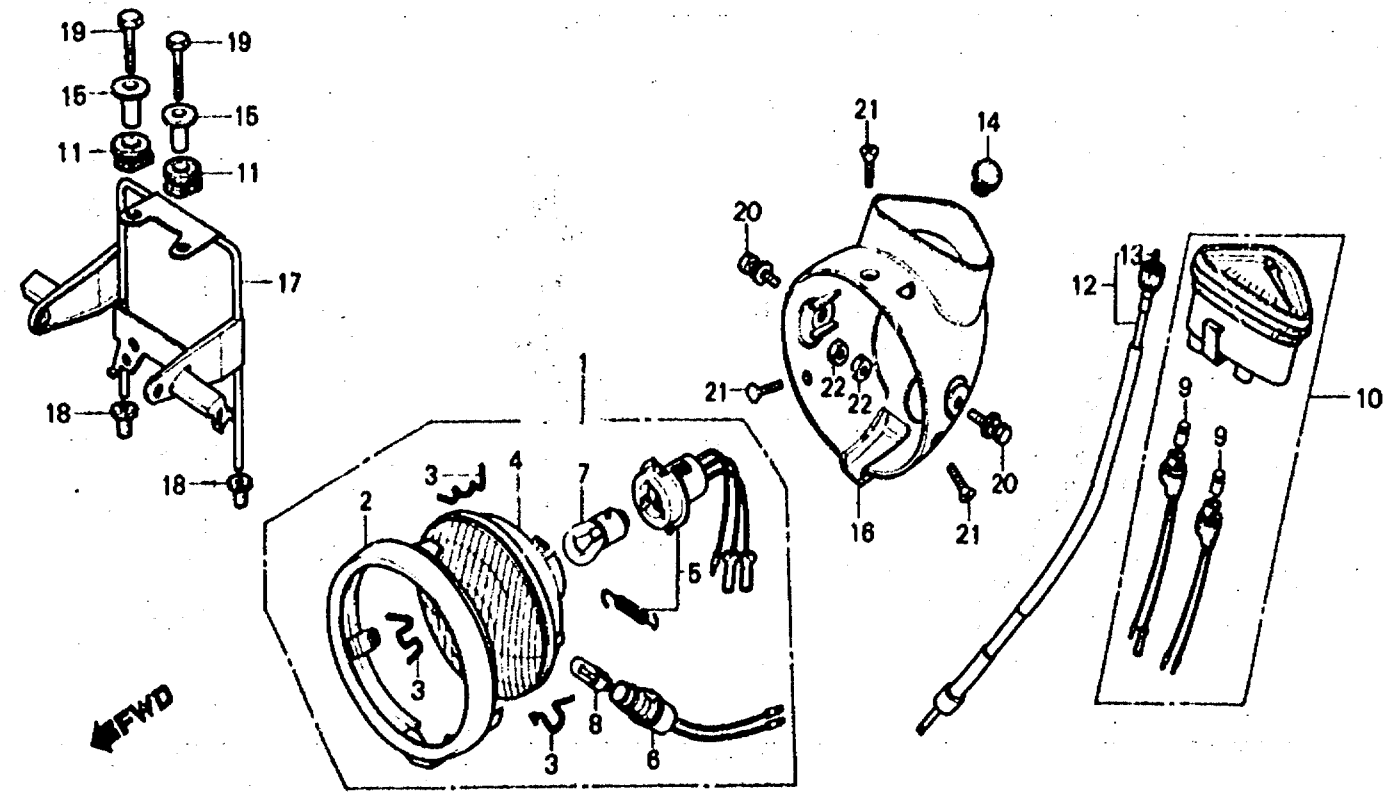
F-1

**Headlight • Speedometer
(ST70c-F)**

**Phare • Compteur
(ST70c-F)**

**Scheinwerfer • Messer
(ST70c-F)**

**Faro delantero • Medidor
(ST70c-F)**



B126-75

Service item	F.R.T.	Ref. No.	Part No.	Description	Reqd No. ST70c	Serial No.	Area code
		13	44831-165-790	CABLE, SPEEDOMETER INNER	1		F
		14	50318-041-600	PLUG, USELESS HOLE	1		F
		15	50324-425-010	COLLAR, 6.3X13	2		F
		16	61301-051-620ZE	CASE, HEADLIGHT *R-4C*	1		F
			61301-051-620ZF	CASE, HEADLIGHT *PB-3C*	1		F
		17	51311-126-650	BRACKET, HEADLIGHT CASE	1		F
		18	61312-149-300	BOOT, HEADLIGHT BRACKET	2		F
		19	92000-06025	BOLT, HEX., 6X25	2		F
		20	93483-08025-00	BOLT-WASHER, 8X25	2		F
		21	93700-05012-1B	SCREW, OVAL, 5X12	3		F
		22	94030-08000	NUT, HEX., 8MM	2		F

1981.11.10

E

E3

E 4

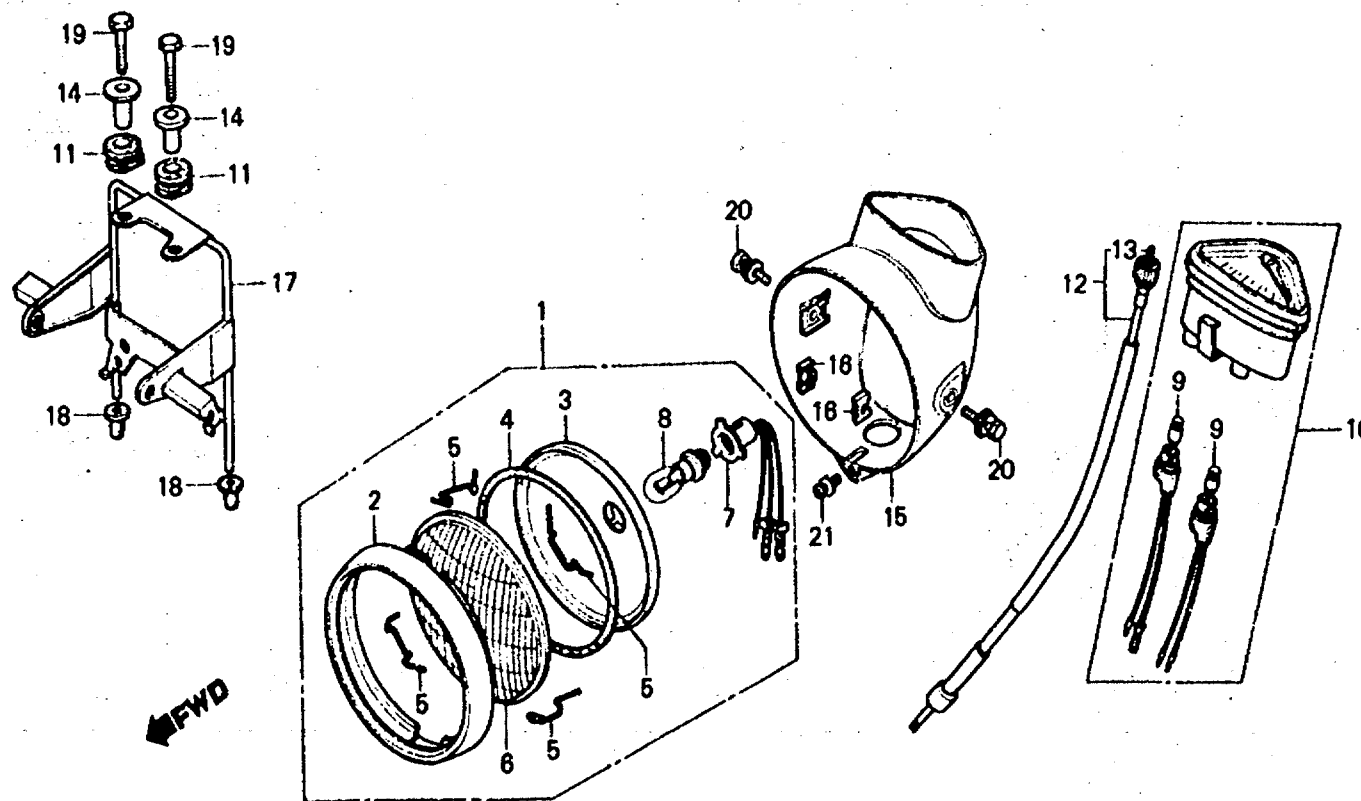
F-1-1

Headlight • Speedometer
(ST70c-DK•DM•NI•SA)

Phare • Compteur
(ST70c-DK•DM•NI•SA)

Scheinwerfer • Messer
(ST70c-DK•DM•NI•SA)

Faro delantero • Medidor
(ST70c-DK•DM•NI•SA)



B126-76

Service item	F.R.T.	Ref. No.	Part No.	Description	Reqd. No. ST70c	Serial No.	Area code
HEADLIGHT ASSY.	0.1	1	33100-051-690	HEADLIGHT ASSY.	1		DK,DM,NI,SA
SOCKET ASSY., HEADLIGHT		2	33101-028-013	RIM, HEADLIGHT	1		DK,DM,NI,SA
BULB (ONE OR ALL)		3	33104-028-003	REFLECTOR, HEADLIGHT	1		DK,DM,NI,SA
LENS, HEADLIGHT	0.2	4	33105-028-003	PACKING, HEADLIGHT LENS	1		DK,DM,NI,SA
INC. RELATIVE PART		5	33108-028-013	SPRING, UNIT HOLDER (STANLEY)	4		DK,DM,NI,SA
SPEEDOMETER ASSY.		6	33121-028-013	LENS, HEADLIGHT	1		DK,DM,NI,SA
CABLE ASSY., SPEEDOMETER		7	33130-051-690	SOCKET ASSY., HEADLIGHT	1		DK,DM,NI,SA
CASE, HEADLIGHT	0.3	8	34901-001-023	BULB, HEADLIGHT (6V15/15W)	1		DK,DM,NI,SA
BRACKET, HEADLIGHT CASE	0.4	9	34908-230-000	BULB, SPEEDOMETER (6V1.7W) (STANLEY)	2		DK,DM,NI,SA
		10	37200-098-000	SPEEDOMETER ASSY.	1		DK,NI,SA
			37200-098-681	SPEEDOMETER ASSY.	1		DM
		11	37242-429-000	RUBBER, SPEEDOMETER MOUNTING	2		DK,DM,NI,SA
		12	44830-126-650	CABLE ASSY., SPEEDOMETER	1		DK,DM,NI,SA

E 5

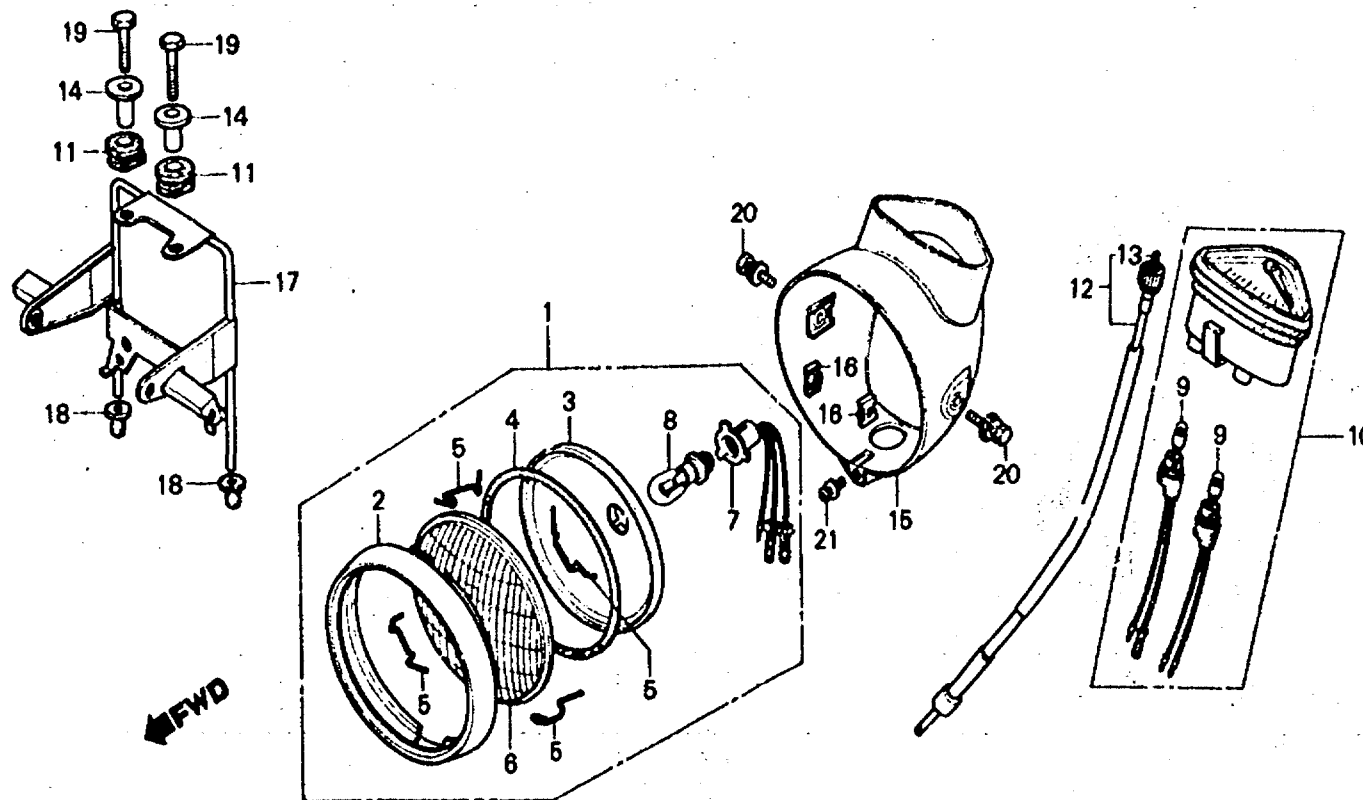
F-1-1

Headlight • Speedometer
(ST70c-DK•DM•NI•SA)

Phare • Compteur
(ST70c-DK•DM•NI•SA)

Scheinwerfer • Messer
(ST70c-DK•DM•NI•SA)

Faro delantero • Medidor
(ST70c-DK•DM•NI•SA)



B126-76

Service item	F.R.T.	Ref. No.	Part No.	Description	Reqd. No. ST70c	Serial No.	Area code
		13	44831-165-790	CABLE, SPEEDOMETER INNER	1		DK,DM,NI,SA
		14	50324-425-010	COLLAR, 6.3X13	2		DK,DM,NI,SA
		15	61301-056-6722A	CASE, HEADLIGHT *R-4C*	1		DK,DM,NI,SA
			61301-056-67220	CASE, HEADLIGHT *PB-3C*	1		DK,DM,NI,SA
		16	61303-105-000	NUT, HEADLIGHT CASE	2		DK,DM,NI,SA
		17	61311-126-650	BRACKET, HEADLIGHT CASE	1		DK,DM,NI,SA
		18	61312-149-300	BOOT, HEADLIGHT BRACKET	2		DK,DM,NI,SA
		19	92000-06025	BOLT, HEX., 6X25	2		DK,DM,NI,SA
		20	93483-08025-00	BOLT-WASHER, 8X25	2		DK,DM,NI,SA
		21	93891-05012-10	SCREW-WASHER, 5X12	1		DK,DM,NI,SA

E 6

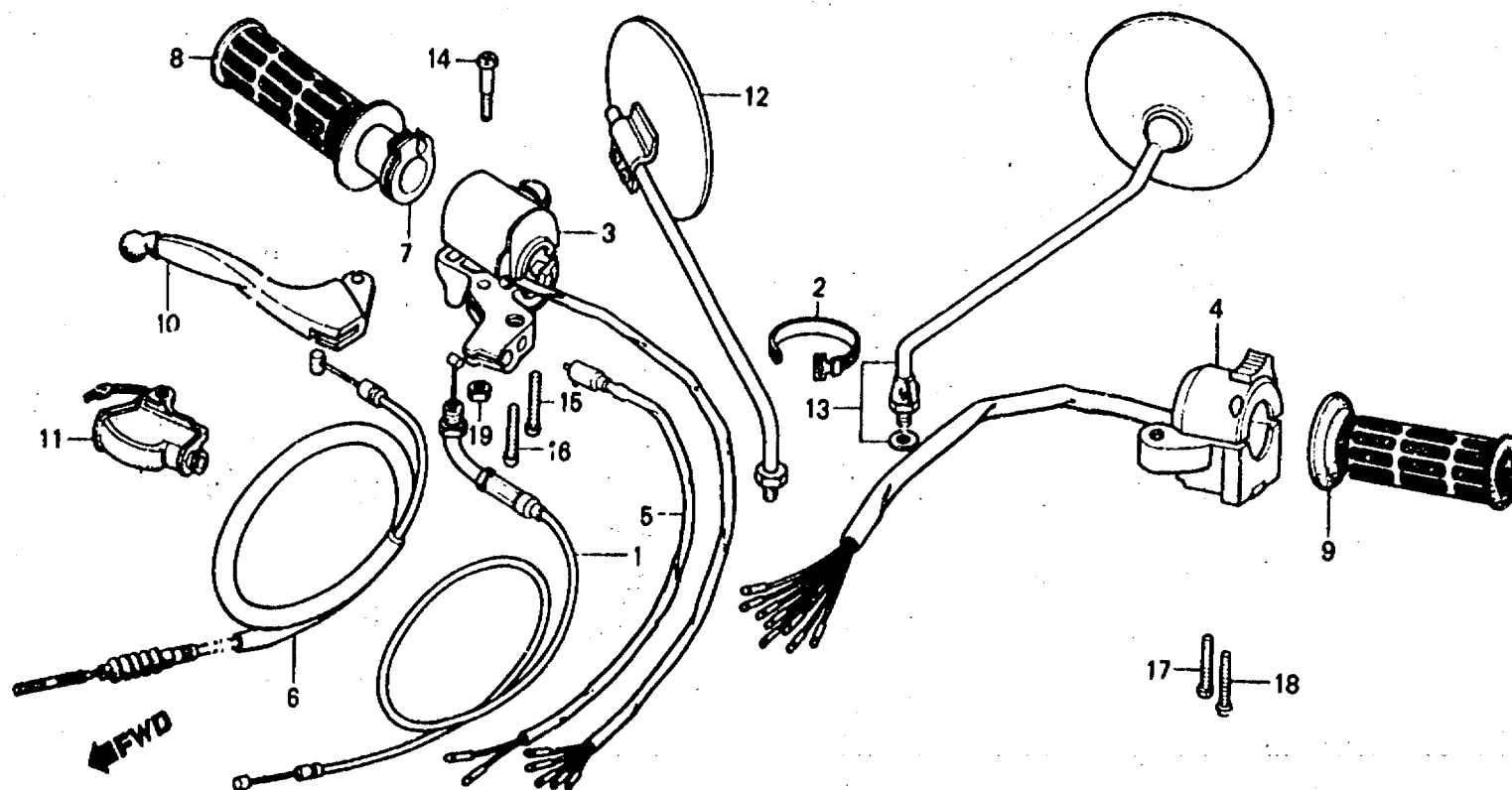
F-2

Handle lever • Switch • Cable

Levier de poignée • Interrupteur • Câble

Lenkstangenhebel • Schalter • Kabel

Palanca de manubrio • Interruptor • Cable



B126-77

Service item	F.R.T.	Ref. No.	Part No.	Description	Reqd. No. ST70c	Serial No.	Area code
CABLE COMP., THROTTLE	0.2	1	17910-126-650	CABLE COMP., THROTTLE	1		
SWITCH ASSY., FR. STOP		2	32161-404-000	BAND B1, WIRE	4		
CABLE COMP., FR. BRAKE		3	35150-065-901	SWITCH ASSY., LIGHTING	1		F
PIPE, THROTTLE GRIP			35150-126-790	SWITCH ASSY., LIGHTING	1		DK,DM,NI,SA
SWITCH ASSY., LIGHTING	0.4	4	35200-126-771	SWITCH ASSY., WINKER HORN	1		
SWITCH ASSY., WINKER HORN	0.3			DIMMER	1		
DIMMER		5	35340-401-681	SWITCH ASSY., FR. STOP (TOYO)	1		
GRIP, HANDLE	0.1	6	45450-126-650	CABLE COMP., FR. BRAKE	1		
LEVER, R. STEERING HANDLE		7	53141-125-770	PIPE, THROTTLE GRIP	1		
		8	53165-125-770	GRIP, R. HANDLE	1		
		9	53166-125-770	GRIP, L. HANDLE	1		
		10	53175-174-670	LEVER, R. STEERING HANDLE	1		
		11	53178-125-770	COVER, R. HANDLE LEVER	1		
		12	88110-063-010	MIRROR, R. BACK	1		DK,DM,NI,SA
		13	88120-324-623	MIRROR, L. BACK	1		F

1981.11.10

E

E6

E 7

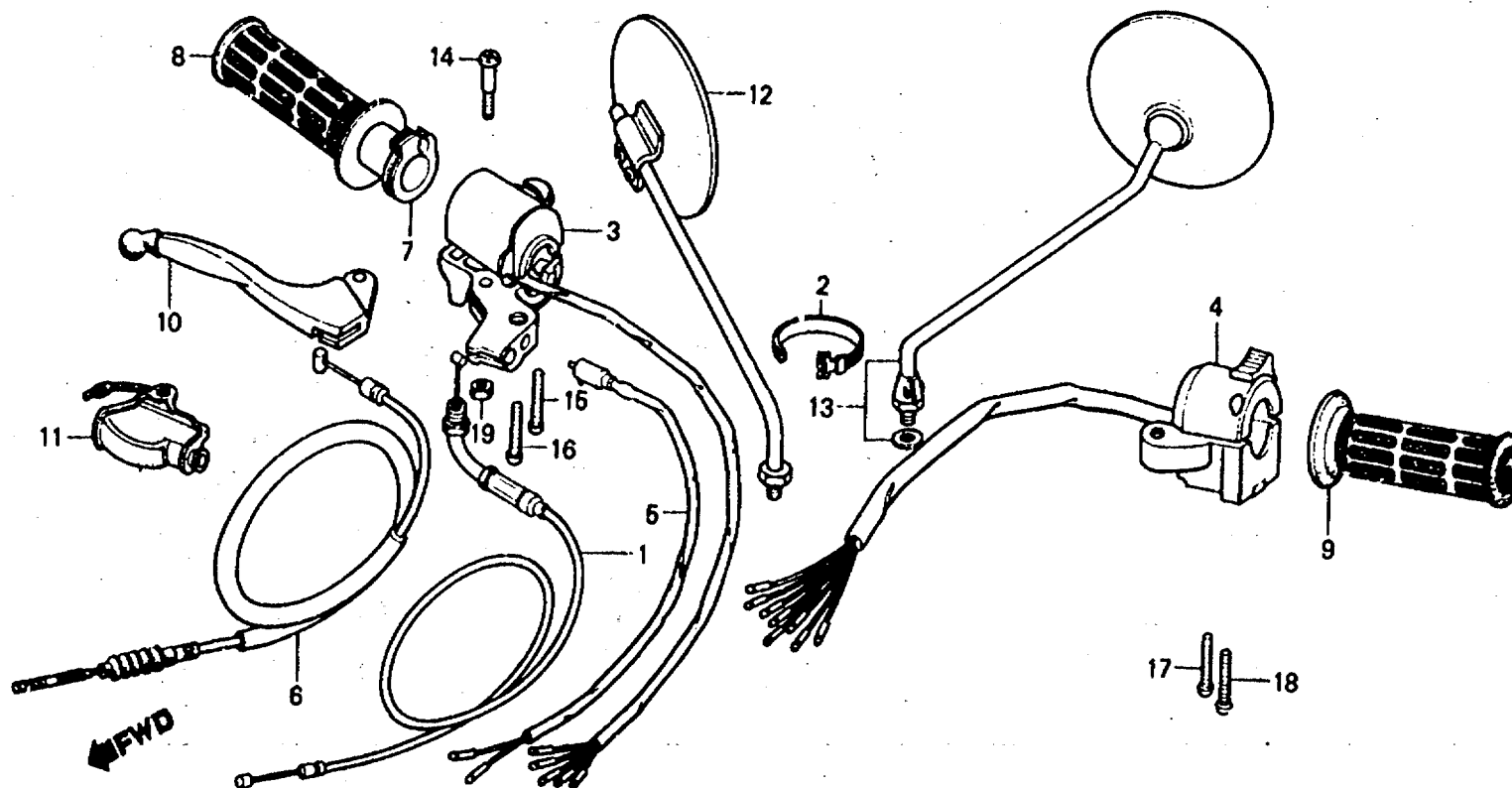
F-2

Handle lever • Switch • Cable

Levier de poignée • Interrupteur • Câble

Lenkstangenhebel • Schalter • Kabel

Palanca de manubrio • Interruptor • Cable



B126-77

Service item	F.R.T.	Ref. No.	Part No.	Description	Reqd. No. ST70c	Serial No.	Area code
--------------	--------	----------	----------	-------------	-----------------	------------	-----------

		14	90114-063-000	BOLT, HANDLE LEVER PIVOT	1		
		15	93500-05028-0A	SCREW, PAN, 5X28	1		
		16	93500-05032-0A	SCREW, PAN, 5X32	1		
		17	93500-05035-0A	SCREW, PAN, 5X35	1		
		18	93500-05040-0A	SCREW, PAN, 5X40	1		
		19	94001-03000-0S	NUT, HEX., 5MM	1		

1981.11.10

E

E7

E 8

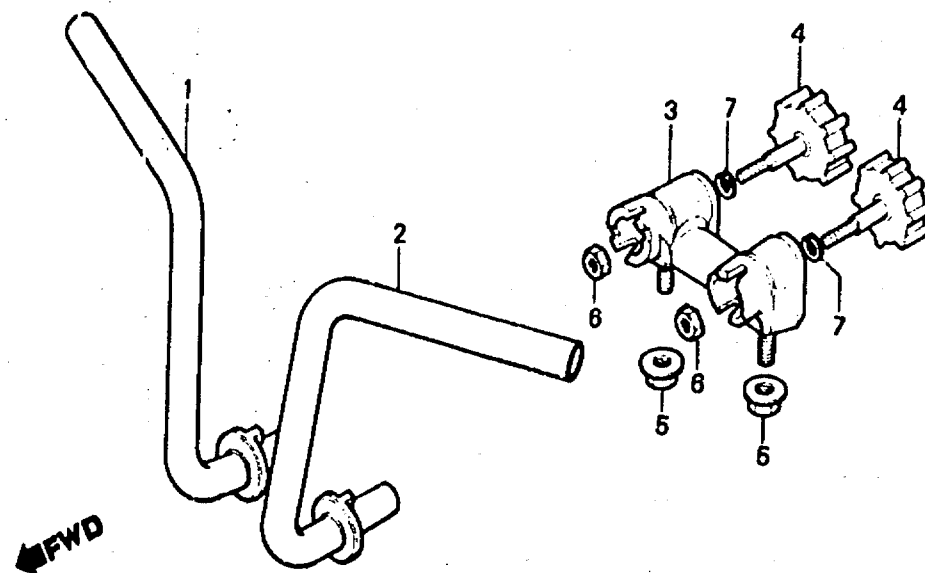
F-3

Handle pipe

Guidon

Lenkrohr

Tubo do manubrio



B126-78

Service item	F.R.T.	Ref. No.	Part No.	Description	Reqd. No. ST70c	Serial No.	Area code
PIPE, R. STEERING HANDLE	0.3	1	53110-126-650	PIPE, R. STEERING HANDLE	1		
PIPE, L. STEERING HANDLE		2	53120-126-650	PIPE, L. STEERING HANDLE	1		
HOLDER, STEERING HANDLE	0.2	3	53131-165-000	HOLDER, STEERING HANDLE	1		
KNOB COMP., HANDLE HOLDER	0.1	4	53740-098-970	KNOB COMP., HANDLE HOLDER	2		
		5	90354-115-000	NUT, FLANGE, 10MM	2		
		6	94002-08000-0S	NUT, HEX., 8MM	2		
		7	94111-08000	WASHER, SPRING, 8MM	2		

1981.11.10

E

E8



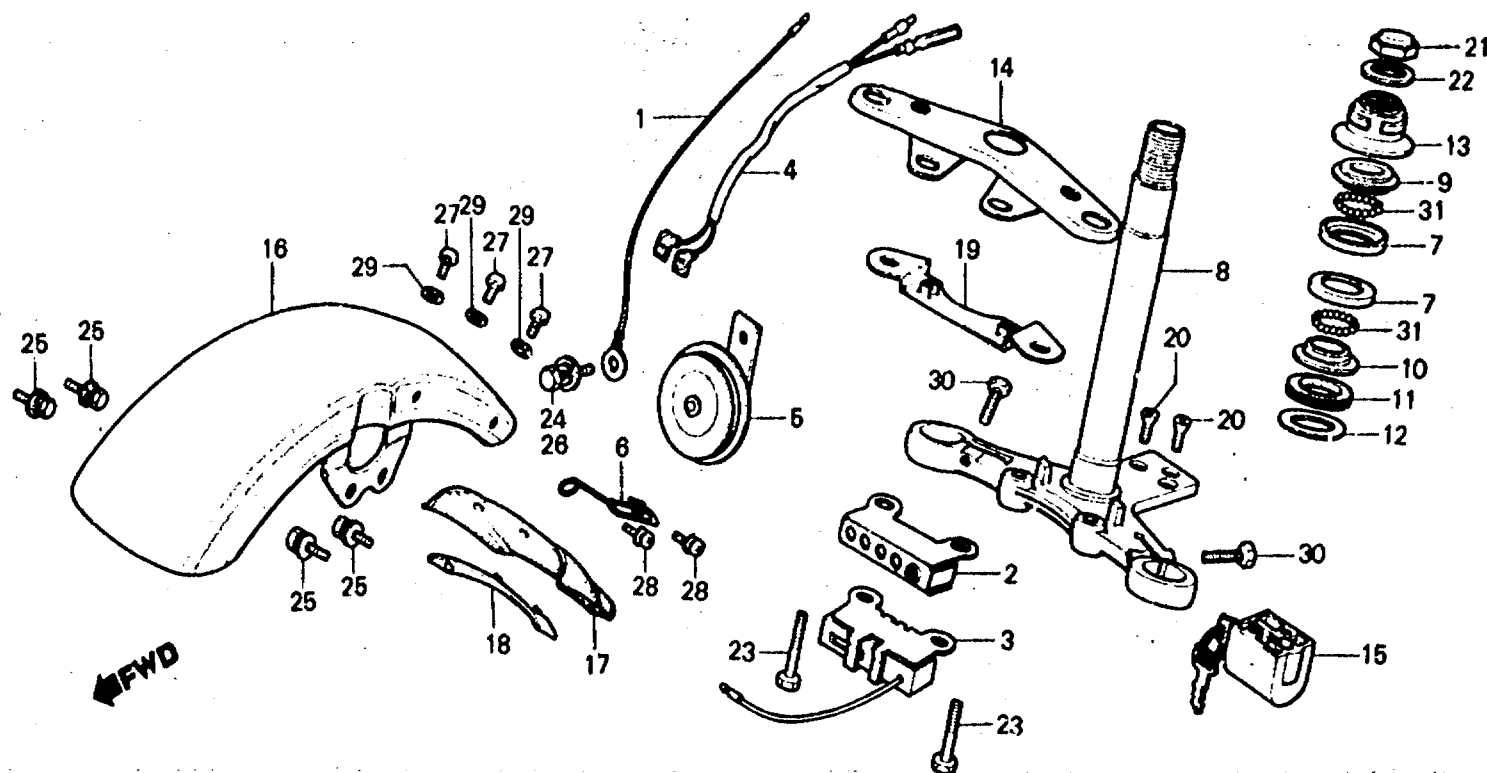
F-4

Steering stem • Top bridge •
Front fender

Tige de direction • Haut de
fourche • Garde-boue avant

Steuerkopfschaft • Obere
Brücke • Vorderer Kotflügel

Varilla de dirección •
Puente superior •
Parafango delantero



B126-79

Service item	F.R.T.	Ref. No.	Part No.	Description	Reqd No. ST70c	Serial No.	Area code
RESISTOR ASSY.	0.2	1	32101-126-650	HARNESS, SUB WIRE	1		F
SUB CORD, HORN			32105-149-000	CORD, EARTH	1		DK,DM,NI,SA
FENDER, FR.		2	34912-126-601	HOLDER, RESISTOR	1		F
HORN COMP.	0.1	3	35400-126-741	RESISTOR ASSY.	1		F
LOCK, STEERING HANDLE		4	38105-419-670	SUB CORD, HORN	1		
MUDGUARD, FR.		5	38110-126-650	HORN COMP. (HIGH)	1		F
RACE, STEERING TOP BALL (ONE OR ALL)	0.7		38110-147-004	HORN COMP. (MITSUBA)	1		DK,DM,NI,SA
STEM COMP., STEERING	0.9	6	45465-098-670	CLIP, FR. BRAKE CABLE	1		
RACE, STEERING BOTTOM CONE	0.6	7	50301-041-000	RACE, STEERING TOP BALL	2		
THREAD COMP., STEERING HANDLE TOP	0.4	8	53200-126-650ZA	STEM COMP., STEERING *NH-1*	1		
BRIDGE, FORK TOP	0.3	9	53211-028-000	RACE, STEERING TOP CONE	1		
		10	53212-030-000	RACE, STEERING BOTTOM CONE	1		

E 10

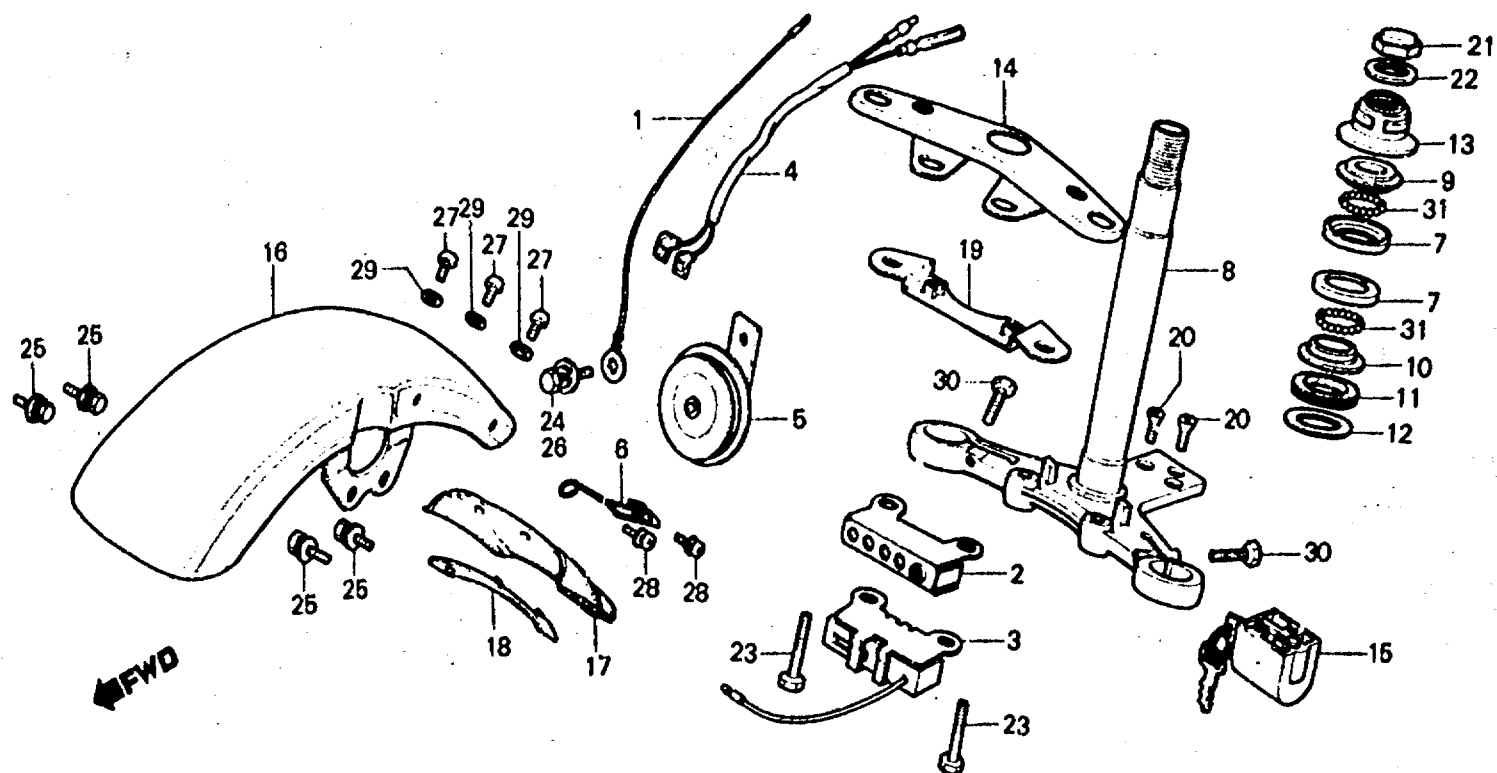
F-4

Steering stem • Top bridge •
Front fender

Tige de direction • Haut de
fourche • Garde-boue avant

Steuerkopfschaft • Obere
Brücke • Vorderer Kotflügel

Varilla de dirección •
Puente superior •
Parafango delantero



B126-79

Service item	F.R.T.	Ref. No.	Part No.	Description	Req'd No. ST70c	Serial No.	Area code
		11	53214-001-010	DUST SEAL, STEERING HEAD	1		
		12	53215-001-000	WASHER, STEERING HEAD	1		
		13	53220-098-670	DUST SEAL THREAD COMP., STEERING HANDLE TOP	1		
		14	53231-126-6502A	BRIDGE, FORK TOP *NH-105*	1		
		15	53600-001-027	LOCK, STEERING HANDLE	1		
		16	61100-126-650	FENDER, FR.	1		
		17	61105-126-920	MUDGUARD, FR.	1		
		18	61106-126-920	STAY, FR, MUDGUARD	1		
		19	61110-126-770	PLATE, HEADLIGHT BRACKET SETTING	1		
		20	90164-028-000	SCREW, U-LOCK FLAT, 6X12	2		
		21	90304-159-000	NUT, STEERING STEM	1		

1981.11.10

E

E10

00

E 11

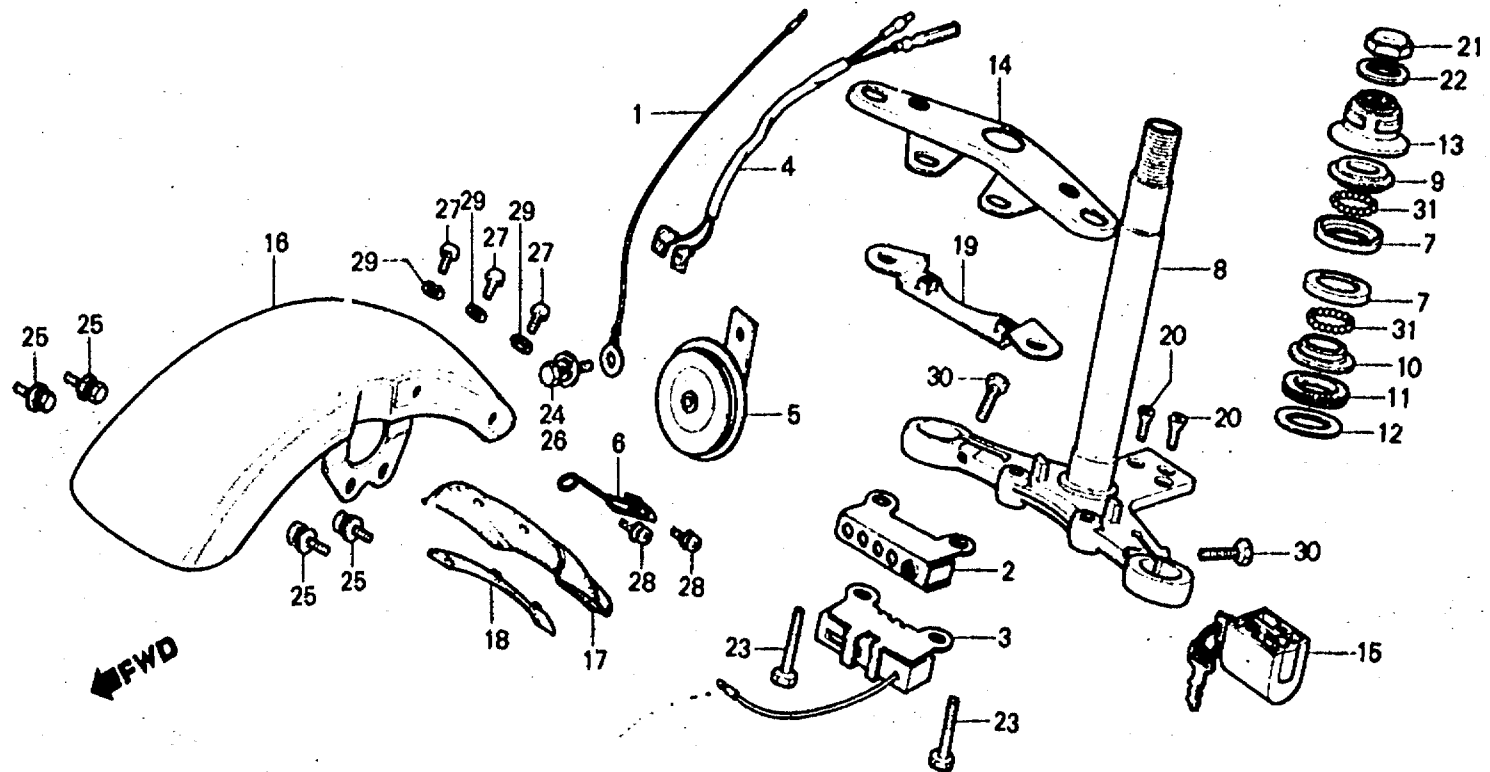
F-4

Steering stem • Top bridge •
Front fender

Tige de direction • Haut de
fourche • Garde-boue avant

Steuerkopfschaft • Obere
Brücke • Vorderer Kotflügel

Varilla de dirección •
Puente superior •
Parafango delantero



B126-79

Service item	F.R.T.	Ref. No.	Part No.	Description	Reqd No. ST70c	Serial No.	Area code
		22	90503-051-870	WASHER, STEERING STEM	1		
		23	92000-06035	BOLT, HEX., 6X35	2		
		24	93493-06012-00	BOLT-WASHER, 6X12	1		DK,DM,NI,SA
		25	93493-06016	BOLT-WASHER, 6X16	4		
		26	93493-08016-00	BOLT-WASHER, 8X16	1		F
		27	93500-06010-08	SCREW, PAN, 6X10	3		
		28	93891-05010-10	SCREW-WASHER, 5X10	2		
		29	94101-06200	WASHER, PLAIN, 5MM	3		
		30	95400-08028-00	BOLT, HEX., 8X28	2		
		31	96211-06000	BALL, STEEL, #6 (3/16)	42		

E 12

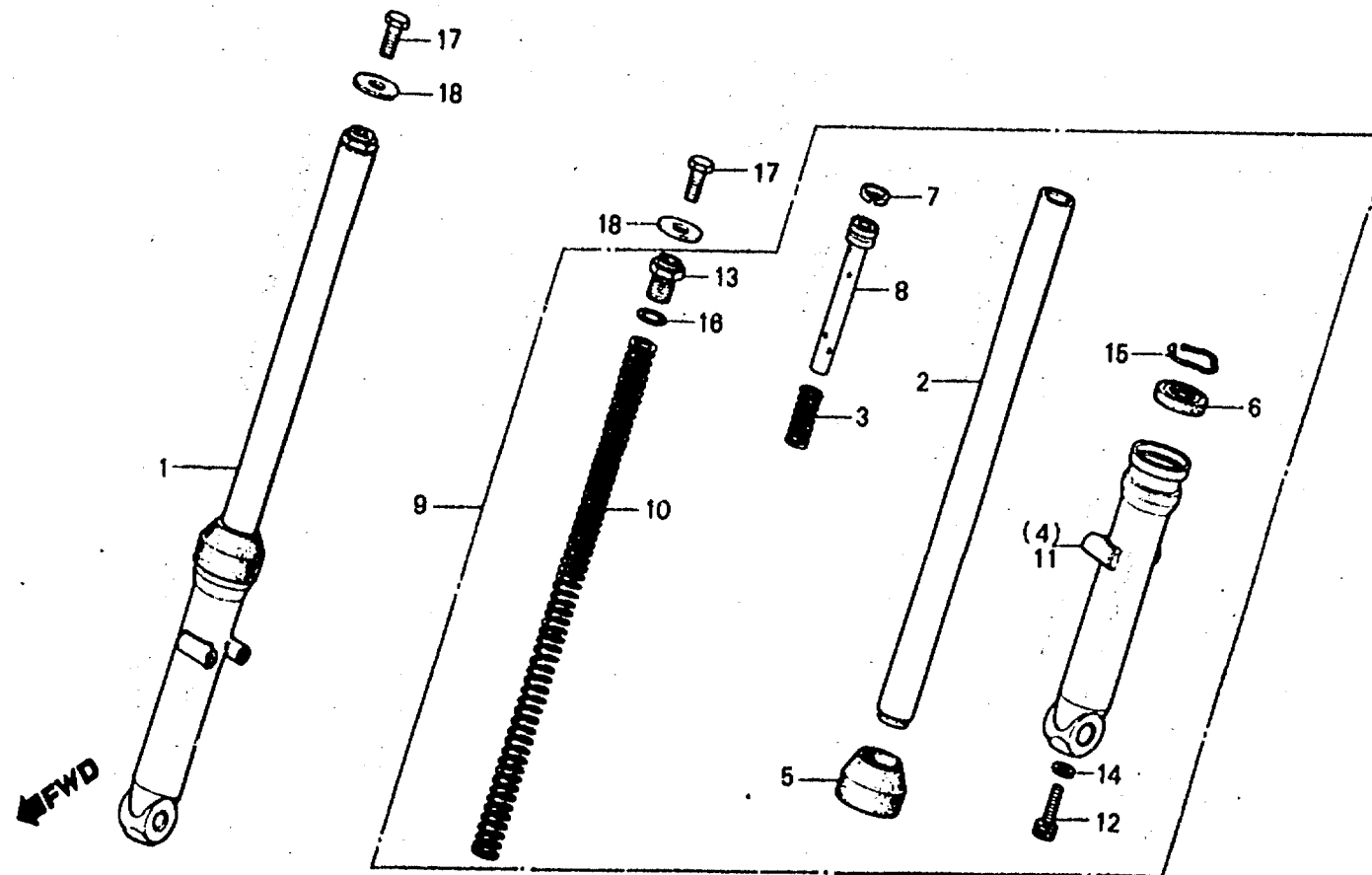
F-5

Front fork

Fourche avant

Vordergabel

Horquilla delantero



B126-80

Service item	F.R.T.	Ref. No.	Part No.	Description	Reqd. No. ST70c	Serial No.	Area code
FORK ASSY., FR. (ADD 0.1 FOR EACH.)	0.4	1	51400-126-772	FORK ASSY., R. FR.	1		
PIPE, FR. FORK (ADD 0.3 FOR EACH.)	0.6	2	51410-126-772	PIPE, FR. FORK	2		
CASE, FR. FORK BOTTOM (ADD 0.4 FOR EACH.)	0.7	4	51421-126-772	CASE, R. FR. FORK BOTTOM	1		
OIL SEAL, FR. FORK (ADD 0.4 FOR EACH.)	0.3	6	51432-051-000	OIL SEAL, FR. FORK	2		
SPRING, FR. CUSHION (ADD 0.1 FOR EACH.)		10	51501-126-772	SPRING, FR. CUSHION	2		
		7	51437-126-772	RING, PISTON	2		
		8	51470-126-772	PIPE, SEAT	2		
		9	51500-126-772	FORK ASSY., L. FR.	1		
		11	51521-126-772	CASE, L. FR. FORK BOTTOM	1		
		12	90116-125-782	BOLT, SOCKET, 8MM	2		
		13	90123-126-772	BOLT, FR. FORK	2		
		14	90544-125-782	WASHER, SPECIAL, 8MM	2		

E 13

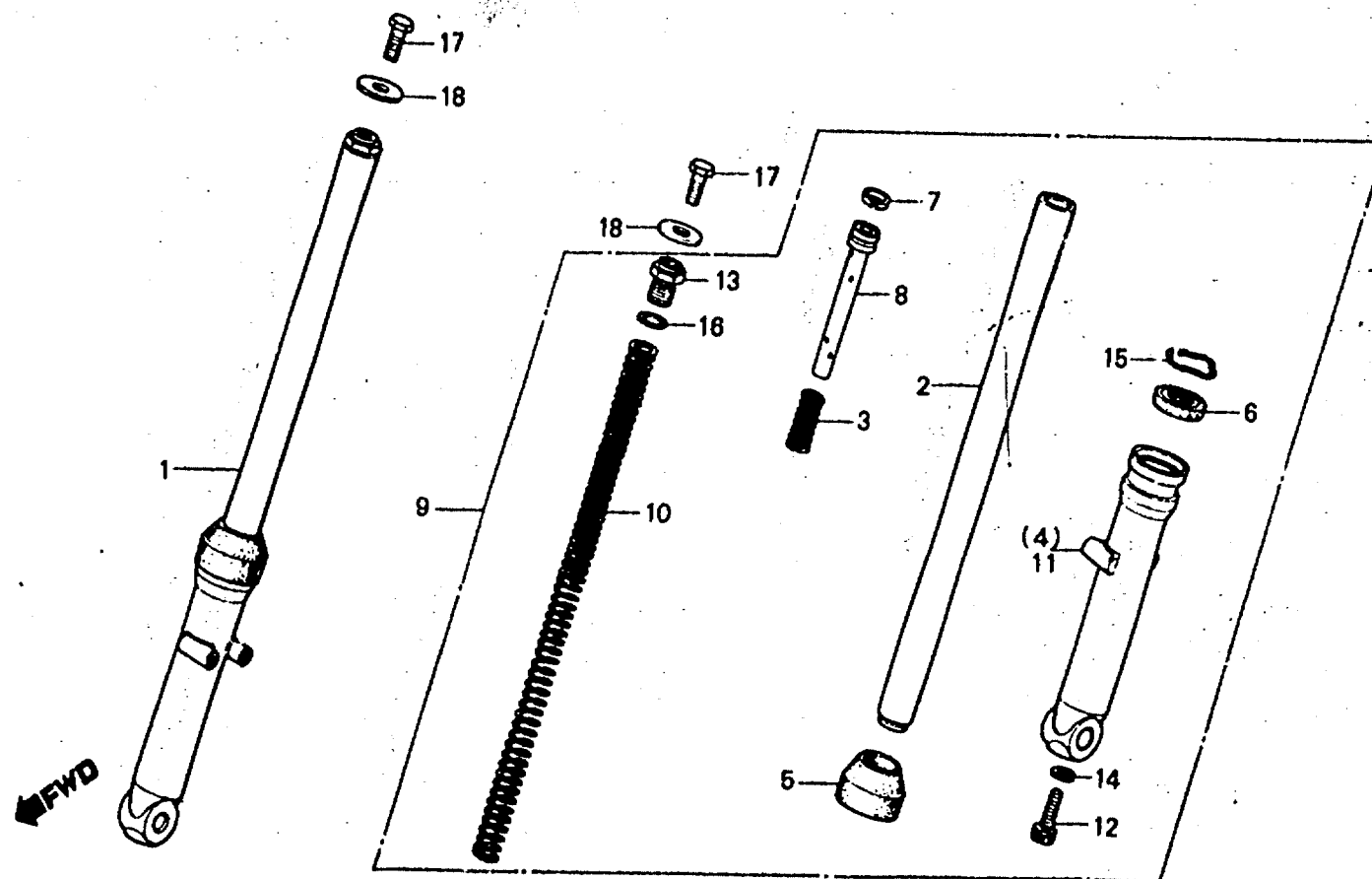
F-5

Front fork

Fourche avant

Vordergabel

Horquilla delantero



B126-80

Service item

F.R.T.

Ref. No.

Part No.

Description

Reqd. No. ST70c

Serial No.

Area code

15	90601-126-770	RING, OIL SEAL	2		
16	91356-126-772	O-RING, 13.8X2.4	2		
17	93000-10040-0B	BOLT, HEX., 10X40	2		
18	94101-10000	WASHER, PLAIN, 10MM	2		

1981.11.10

E

E13

E 14

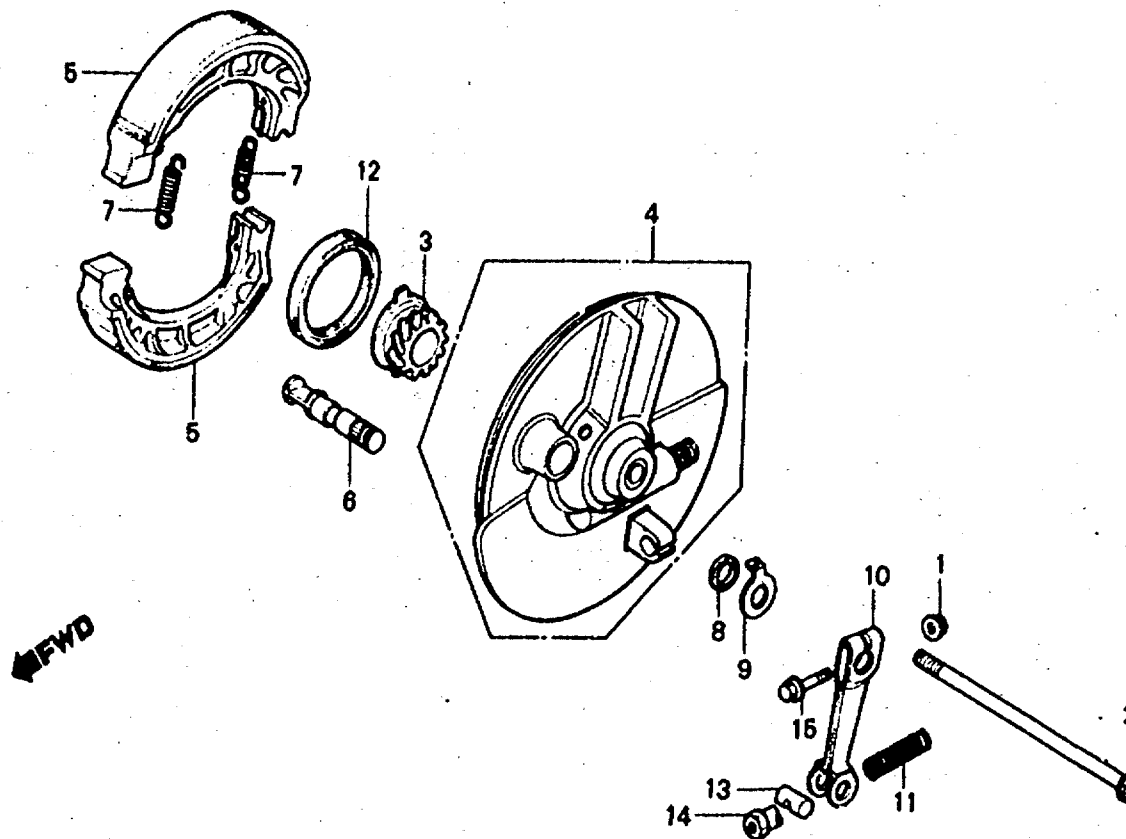
F-6

Front brake panel

Plateau de frein avant

Vorderradbremserankerplatte

Panel de freno delantero



B126-81

Service item	F.R.T.	Ref. No.	Part No.	Description	Reqd. No. ST70c	Serial No.	Area code
AXLE, FR. WHEEL	0.2	1	18362-720-000	NUT, FLANGE, 6MM	1		
GEAR COMP., SPEEDOMETER		2	44301-110-000	AXLE, FR. WHEEL	1		
PANEL COMP., FR. BRAKE	0.4	3	44804-124-000	GEAR COMP., SPEEDOMETER	1		
INC. RELATIVE PART		4	45010-126-650ZA	PANEL COMP., FR. BRAKE	1		
SHOE COMP., BRAKE (ONE OR ALL)		5	45120-096-651	SHOE COMP., BRAKE (NIPPON)	2		
ARM, FR. BRAKE	0.1		45120-096-652	SHOE COMP., BRAKE (ASAHI)	2		
INC. RELATIVE PART		6	45131-400-020	CAM, FR. BRAKE	1		
OIL SEAL, 47X58X7	0.3	7	45133-028-000	SPRING, BRAKE SHOE	2		
		8	45134-250-000	DUST SEAL, BRAKE CAM	1		
		9	45145-098-860	INDICATOR, FR. BRAKE	1		
		10	45410-098-860	ARM, FR. BRAKE	1		
		11	45437-001-000	SPRING, FR. BRAKE ARM	1		
		12	91251-030-003	OIL SEAL, 47X58X7 (ARAI)	1		

1981.11.10

E

E14

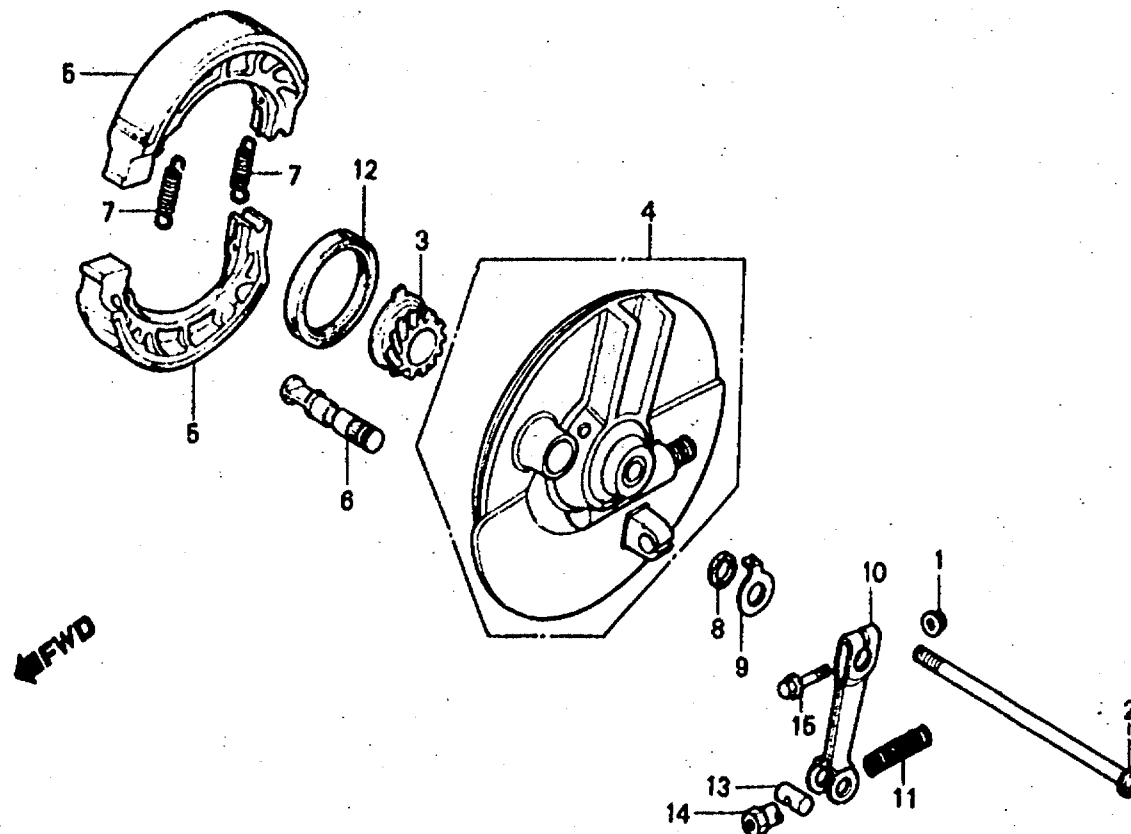
E 15**F-6**

Front brake panel

Plateau de frein avant

Vorderradbremssankarplatte

Panel de freno delantero



B126-81

Service item

F.R.T.

Ref.
No.

Part No.

Description

Reqd. No.
ST70c

Serial No.

Area code

		91251-010-005	OIL SEAL, 47X58X7 (NIPPON)	1		
13		95015-3101	JOINT A, BRAKE ARM	1		
14		95015-41000	NUT A, BRAKE ROD ADJUSTING	1		
15		95700-06028-00	BOLT, FLANGE, 6X26	1		

1981.11.10

E

E15

E 16

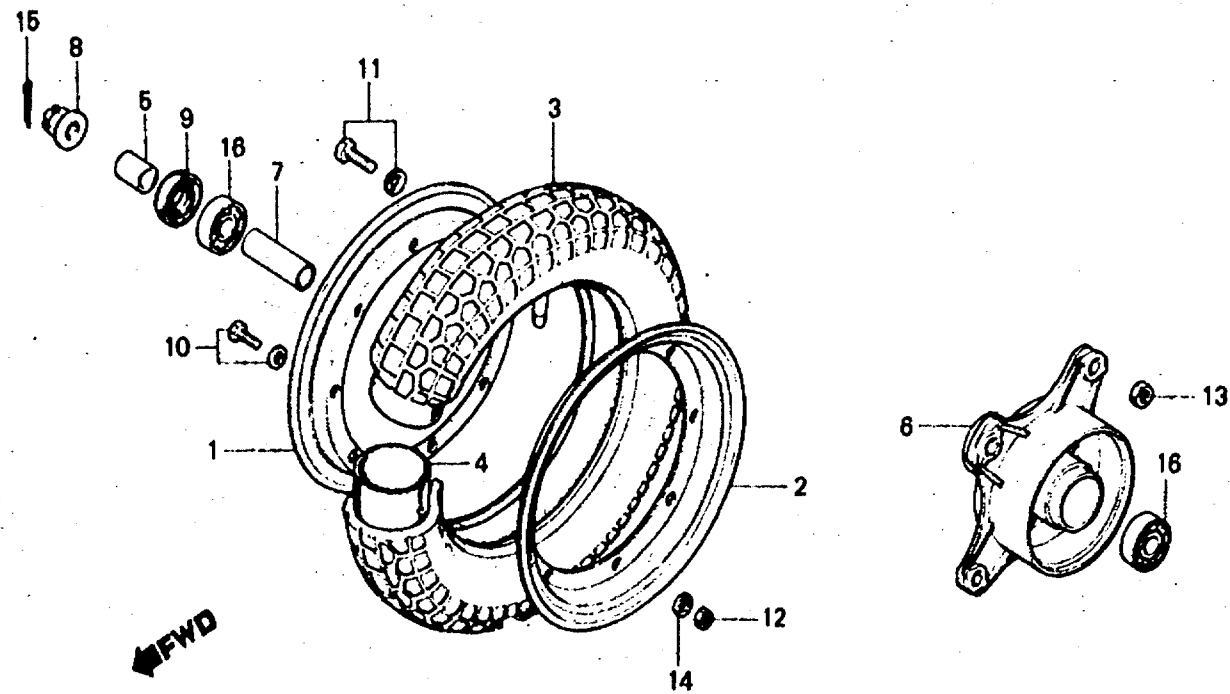
F-7

Front brake master cylinder

Maître cylindre de frein avant

Vorderradbremse-Hauptzylinder

Cilindro maestro de freno delantero



B098-134

Service item	F.R.T.	Ref. No.	Part No.	Description	Reqd. No. ST70c	Serial No.	Area code
RIM, WHEEL (ONE OR ALL)	0.6	1	42701-098-853ZA	RIM, R. WHEEL *NH-35M* (YUNO)	1		
			42701-098-854ZA	RIM, R. WHEEL *NH-35M* (KANA1)	1		
TIRE, WHEEL		2	42702-098-853ZA	RIM, L. WHEEL *NH-35M* (YUNO)	1		
TUBE, WHEEL			42702-098-854ZA	RIM, L. WHEEL *NH-35M* (KANA1)	1		
HUB, FR. WHEEL	0.7	3	42711-098-006	TIRE, WHEEL (3.50-10 NITTO)	1		
COLLAR, FR. AXLE DISTANCE	0.4		42711-098-156	TIRE, WHEEL (3.50-10 BS)	1		
BEARING, RADIAL BALL, 6301U (ADD 0.1 FOR EACH.)		4	42712-098-691	TUBE, WHEEL (3.50-10 BS)	1		
		5	44311-098-970	COLLAR, FR. WHEEL SIDE	1		
		6	44600-098-010AU	HUB, FR. WHEEL	1		
		7	44602-098-000	COLLAR, FR. AXLE DISTANCE	1		
		8	90305-169-000	NUT, AXLE, 12MM	1		
		9	90755-229-003	OIL SEAL, 21X37X7 (ARAI)	1		

1981.11.10

E

E16



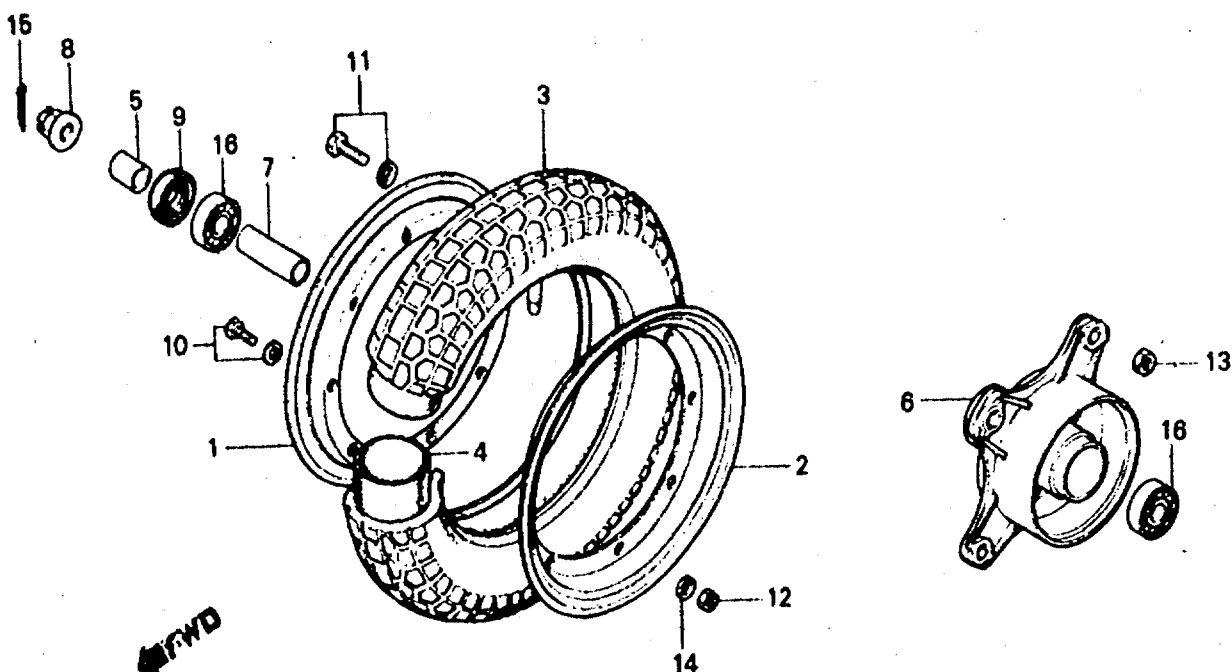
F-7

Front brake master
cylinder

Maître cylindre de frein
avant

Vorderradbremse-
Hauptzylinder

Cilindro maestro de freno
delantero



B098-134

Service item	F.R.T.	Ref. No.	Part No.	Description	Reqd. No. ST70c	Serial No.	Area code
			90755-229-005	OIL SEAL, 21X37X7 (NIPPON)	1		
		10	93481-06012	BOLT-WASHER, 6X12	4		
		11	93482-08025	BOLT-WASHER, 8X25	4		
		12	94001-06000	NUT, HEX., 6MM	4		
		13	94001-08000-0S	NUT, HEX., 8MM	4		
		14	94111-06000	WASHER, SPRING, 6MM	4		
		15	94201-30250	PIN, SPLIT, 3.0X25	1		
		16	96140-63010-10	BEARING, RADIAL BALL, 6301U	2		

1981.11.10

E

F1

F 2

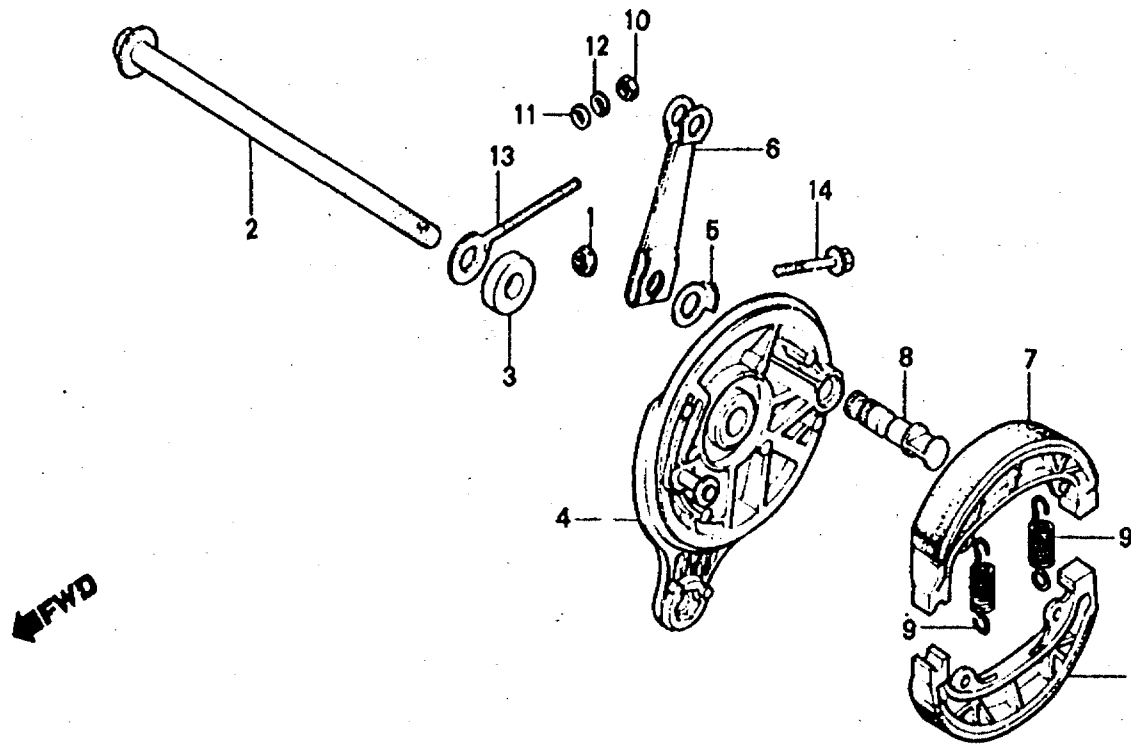
F-8

Rear brake panel

Plateau de frein arrière

Hinterradbremsankerplatte

Panel de freno trasero



B126-82

Service item	F.R.T.	Ref. No.	Part No.	Description	Reqd. No. ST70c	Serial No.	Area code
AXLE, RR. WHEEL	0.3	1	18362-720-000	NUT, FLANGE, 6MM	1		
PANEL, RR. BRAKE	0.5	2	42301-102-010	AXLE, RR. WHEEL	1		
ARM, RR. BRAKE	0.2	3	42313-098-000	COLLAR, RR. BRAKE PANEL SIDE	1		
SHOE COMP., BRAKE (ONE OR ALL)	0.4	4	43100-126-650ZA	PANEL, RR. BRAKE «NH-35M»	1		
		5	43145-098-860	INDICATOR, RR. BRAKE	1		
		6	43410-130-650	ARM, RR. BRAKE	1		
		7	45120-096-651	SHOE COMP., BRAKE (NIPPON)	2		
			45120-096-652	SHOE COMP., BRAKE (ASAHI)	2		
		8	45131-400-020	CAM, FR. BRAKE	1		
		9	45133-028-000	SPRING, BRAKE SHOE	2		
		10	94001-06000	NUT, HEX., 6MM	1		
		11	94101-06000	WASHER, PLAIN, 6MM	1		
		12	94111-06000	WASHER, SPRING, 6MM	1		
		13	95014-10010	ADJUSTER S, R. CHAIN	1		
		14	95700-06032-00	BOLT, FLANGE, 6X32	1		

1981.11.10

E

F2

F 3

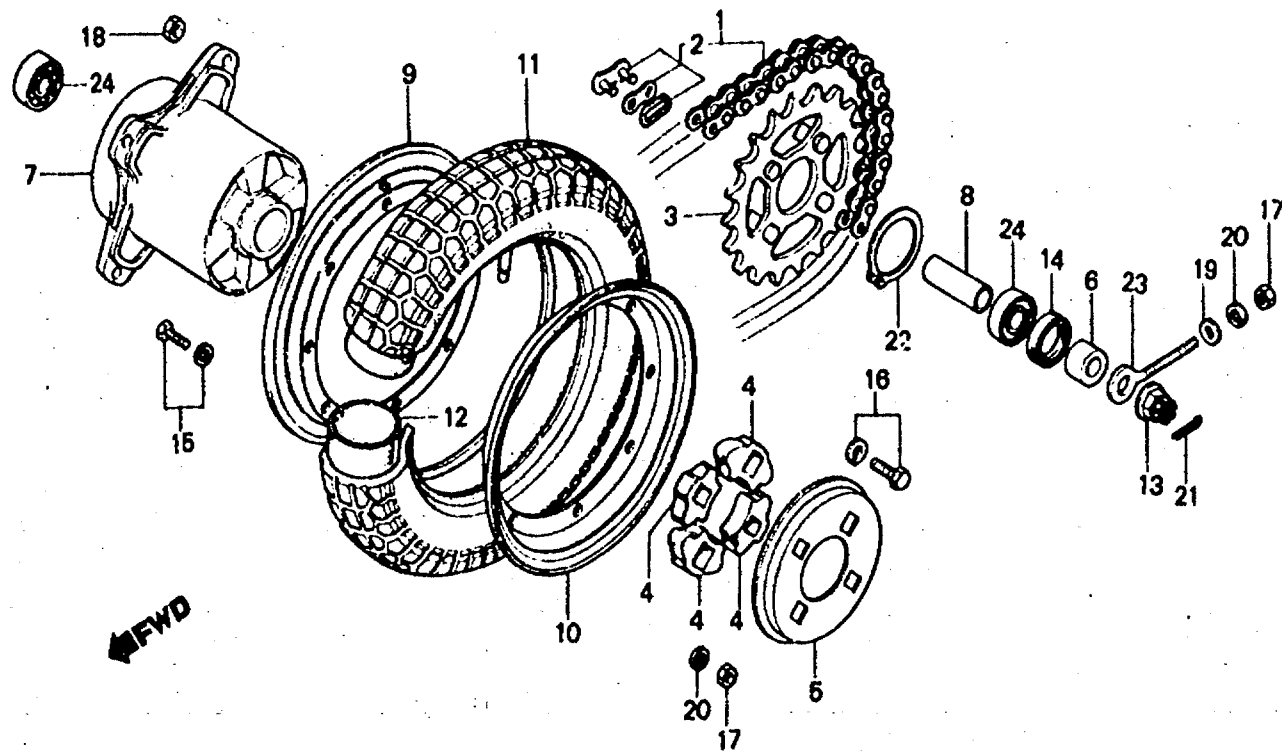
F-9

Rear wheel

Roue arrière

Hinterrad

Rueda trasera



B126-42

Service item	F.R.T.	Ref. No.	Part No.	Description	Reqd. No. ST70c	Serial No.	Area code
CHAIN, DRIVE	0.2	1	40530-098-972	CHAIN, DRIVE (86L DAIDO)	1		
SPROCKET, FINAL DRIVEN	0.4		40530-098-973	CHAIN, DRIVE (86L TAKASAGO)	1		
DAMPER, RR. WHEEL (ONE OR ALL)		2	40531-098-003	JOINT, DRIVE CHAIN (DAIDO)	1		
HUB COMP., RR. WHEEL	0.8		40531-150-005	JOINT, DRIVE CHAIN (TAKASAGO)	1		
COLLAR, RR. AXLE DISTANCE	0.5	3	41201-098-970	SPROCKET, FINAL DRIVEN (35T)	1		
BEARING, RADIAL BALL, 6301U (ADD 0.1 FOR EACH.)		4	41241-051-000	DAMPER, RR. WHEEL	4		
RIM, WHEEL (ONE OR ALL)	0.7	5	41245-051-000	COVER, RR. WHEEL DAMPER	1		
TIRE, WHEEL		6	42304-098-000	COLLAR, RR. WHEEL SIDE	1		
TUBE, WHEEL		7	42601-098-010AU	HUB COMP., RR. WHEEL	1		
		8	42620-098-000	COLLAR, RR. AXLE DISTANCE	1		
		9	42701-098-853ZA	RIM, R. WHEEL *NH-35M* (YUNO)	1		
			42701-098-854ZA	RIM, R. WHEEL *NH-35M* (KANAI)	1		
		10	42702-098-853ZA	RIM, L. WHEEL *NH-35M* (YUNO)	1		

1981.11.10

E

F3

F 4

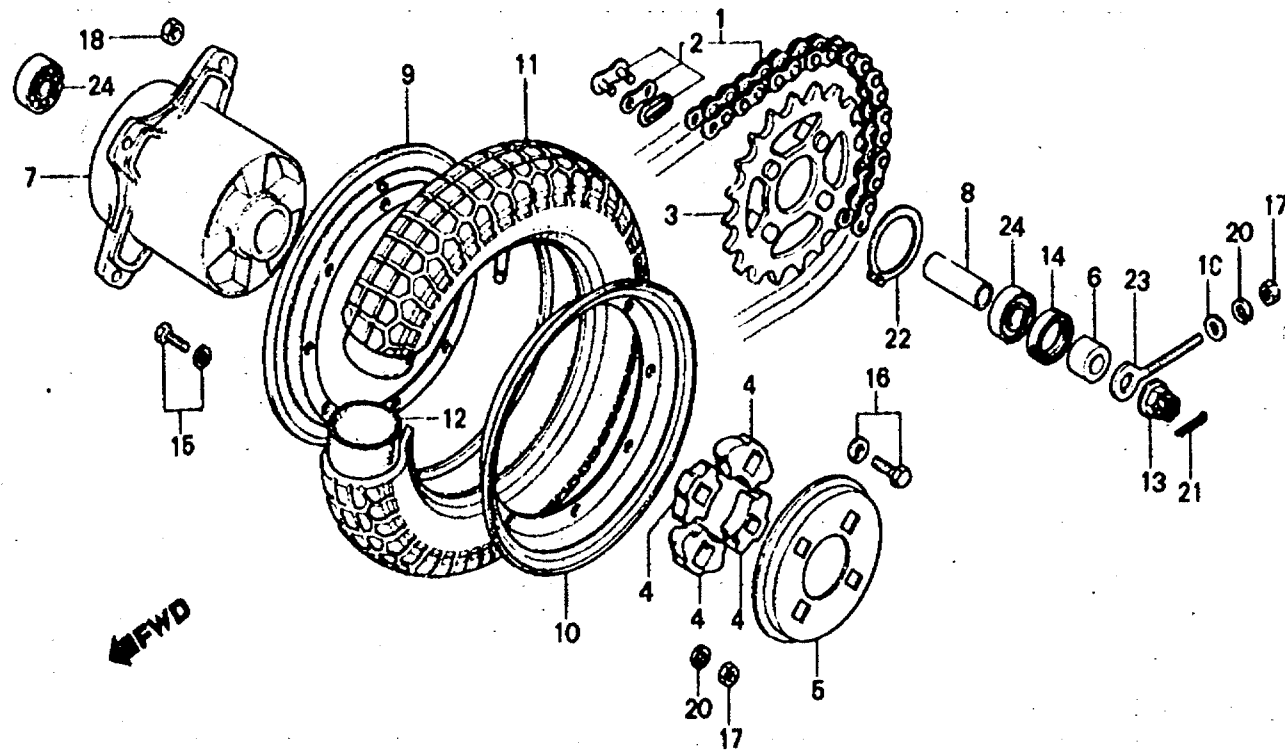
F-9

Rear wheel

Roue arrière

Hinterrad

Rueda trasera



B126-42

Service item	F.R.T.	Ref. No.	Part No.	Description	Reqd. No. ST70c	Serial No.	Area code
			42702-098-854ZA	RIM, L. WHEEL #NH-35H# (KANAI)	1		
		11	42711-098-006	TIRE, WHEEL (3,50-10 NITTO)	1		
			42711-098-156	TIRE, WHEEL (3,50-10 BS)	1		
		12	42712-098-691	TUBE, WHEEL (3,50-10 BS)	1		
		13	90305-169-000	NUT, AXLE, 12MM	1		
		14	90753-051-003	OIL SEAL, 26X37X6	1		
		15	93481-06012	BOLT-WASHER, 6X12	4		
		16	93482-08025	BOLT-WASHER, 8X25	4		
		17	94001-06000	NUT, HEX., 6MM	5		
		18	94001-08000-0S	NUT, HEX., 8MM	4		
		19	94101-06000	WASHER, PLAIN, 6MM	1		
		20	94111-06000	WASHER, SPRING, 6MM	5		
		21	94201-30250	PIN, SPLIT, 3.0X25	1		
		22	94511-50000	CIRCLIP, EXTERNAL, 50	1		
		23	95014-10010	ADJUSTER S, R. CHAIN	1		

1981.11.10

E

F4

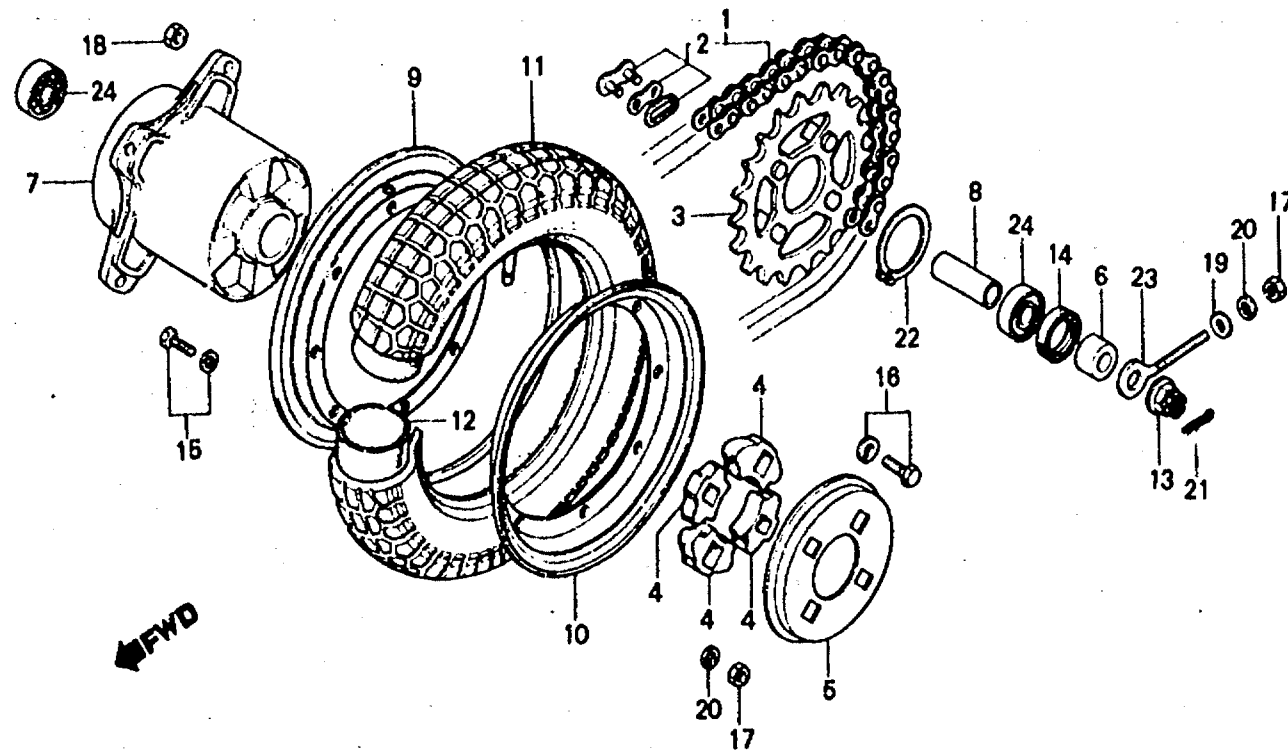
F 5**F-9**

Rear wheel

Roue arrière

Hinterrad

Rueda trasera



B126-42

Service item	F.R.T.	Ref. No.	Part No.	Description	Reqd. No. ST70c	Serial No.	Area code
		24	96140-63010-10	BEARING, RADIAL BALL, 6301U	2		

1981.11.10

E

F5

F 6

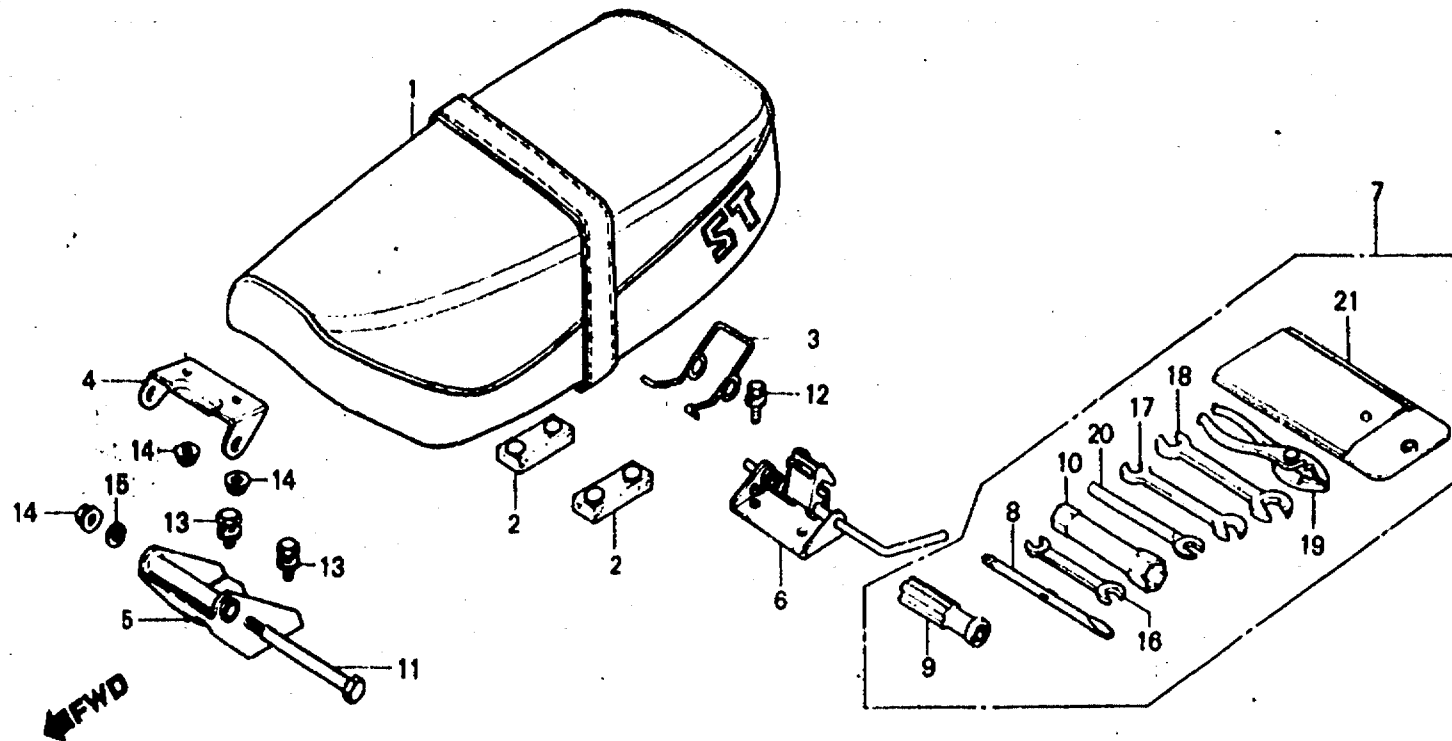
F-10

Seat • Tool

Siege • Outils

Sitz • Werkzeug

Asiento • Herramientas



B126-83

Service item	F.R.T.	Ref. No.	Part No.	Description	Reqd. No. ST70c	Serial No.	Area code
SEAT COMP., DOUBLE CATCH COMP., SEAT	0.1	1	77200-126-790	SEAT COMP., DOUBLE	1		DK,DM,NI,SA
			77200-126-920	SEAT COMP., DOUBLE	1		
		2	77205-286-000	RUBBER B, SEAT SETTING	2		
		3	77207-098-310	SPRING, TOOL SETTING	1		
		4	77210-126-000B	BRACKET A, SEAT	1		
		5	77211-098-000B	BRACKET B, SEAT	1		
		6	77230-098-680	CATCH COMP., SEAT	1		
		7	89010-126-600	TOOL SET	1		
		8	89102-538-000	SHAFT, SCREW DRIVER	1		
		9	89103-538-000	GRIP	1		
		10	89216-045-010	WRENCH, SPARK PLUG	1		
		11	90101-001-010	PIN, SEAT HINGE	1		
		12	93482-06016	BOLT-WASHER, 6X16	2		
		13	93482-08016	BOLT-WASHER, 8X16	2		

1981.11.10

E

F6

024

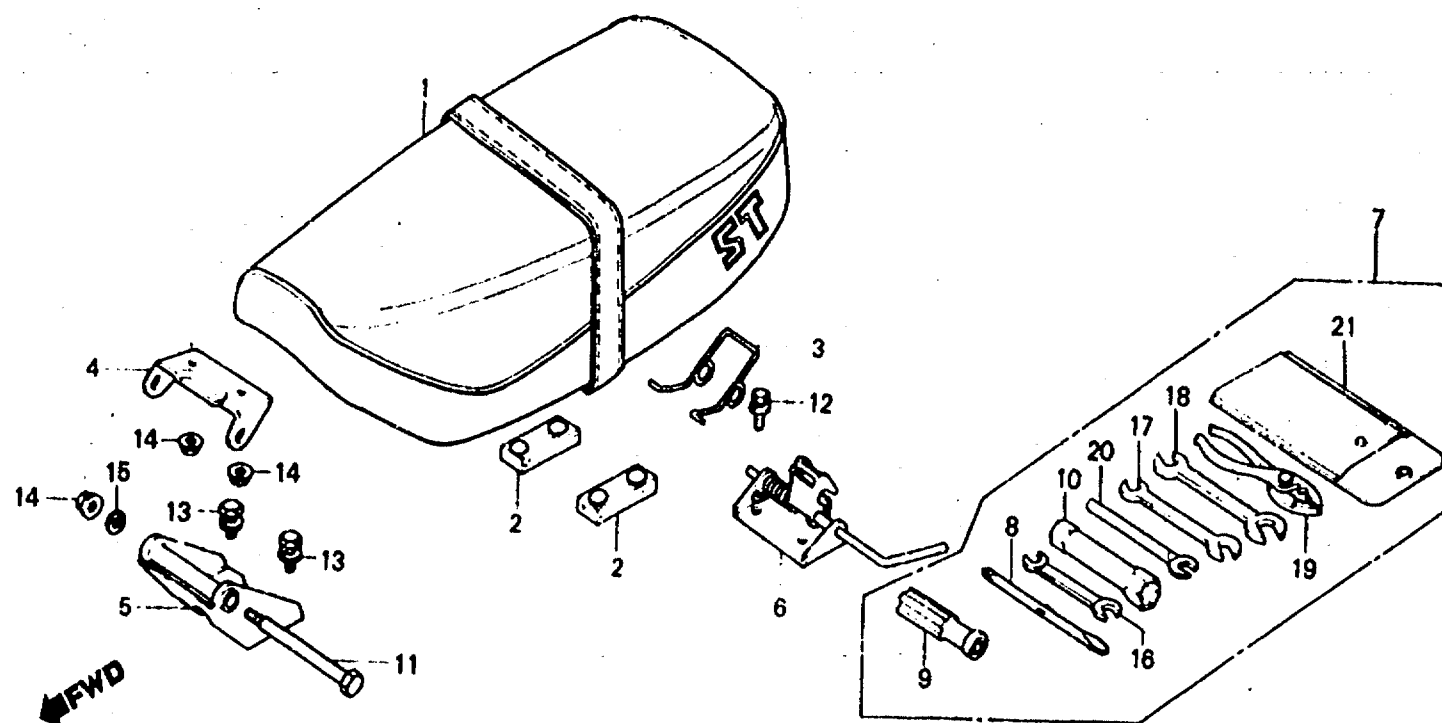
F 7**F-10**

Seat • Tool

Siege • Outils

Sitz • Werkzeug

Asiento • Herramientas



B126-83

Service item	F.R.T.	Ref. No.	Part No.	Description	Reqd. No. ST70c	Serial No.	Area code
		14	94050-06000	NUT, FLANGE, 6MM	3		
		15	94111-06000	WASHER, SPRING, 6MM	1		
		16	99001-09000	SPANNER, 9	1		
		17	99001-10120	SPANNER, 10X12	1		
		18	99001-14170	SPANNER, 14X17	1		
		19	99002-13500	PLIERS, 135	1		
		20	99005-02000	BAR B, HANDLE	1		
		21	99008-01600	BAG, TOOL, 160MM	1		

1981.11.10

E

F7

126

F 8

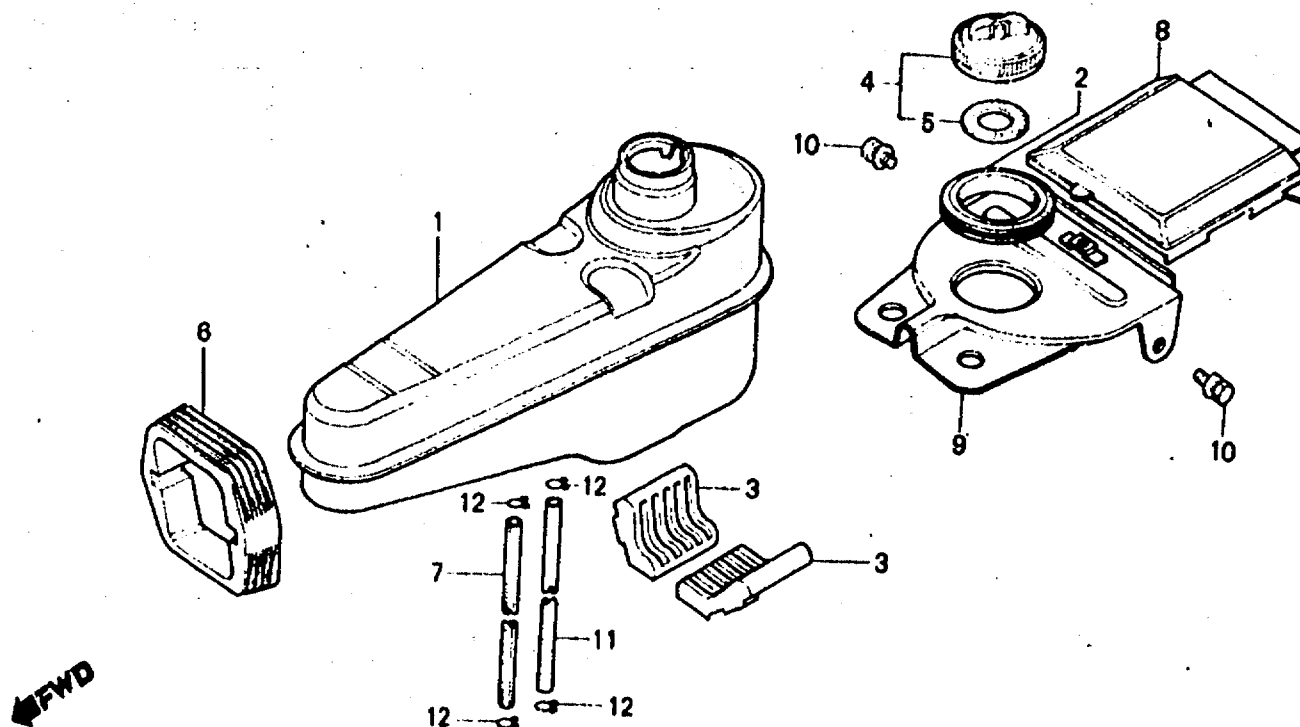
F-11

Fuel tank

Réservoir d'essence

Benzintank

Tanque de combustible



B126-84

Service item	F.R.T.	Ref. No.	Part No.	Description	Reqd. No. ST70c	Serial No.	Area code
TANK COMP. FUEL	0.5	1	17500-098-020B	TANK COMP., FUEL	1		
TUBE, FUEL, 5.3X330 (ONE OR ALL)		2	17512-086-010	GASKET, FUEL FILLER NECK	1		
GASKET, FUEL FILLER NECK	0.2	3	17611-098-310	PAD, FUEL TANK	2		
LID FUEL TANK		4	17620-098-690	CAP, FUEL FILLER	1		
		5	17631-098-860	PACKING, FUEL FILLER CAP	1		
		6	17670-098-010	BAND, FUEL TANK SETTING	1		
		7	17681-098-010	TUBE, FUEL RESERVE	1		
		8	50661-098-010B	LID, FRAME BODY	1		
		9	50665-098-030B	LID, FUEL TANK	1		
		10	93491-06012-000	BOLT-WASHER, 6X12	2		
		11	95001-55330-40	TUBE, FUEL, 5.3X330	1		
		12	95002-02100	CLIP B10, TUBE	4		

1981.11.10

E

F8

F 9

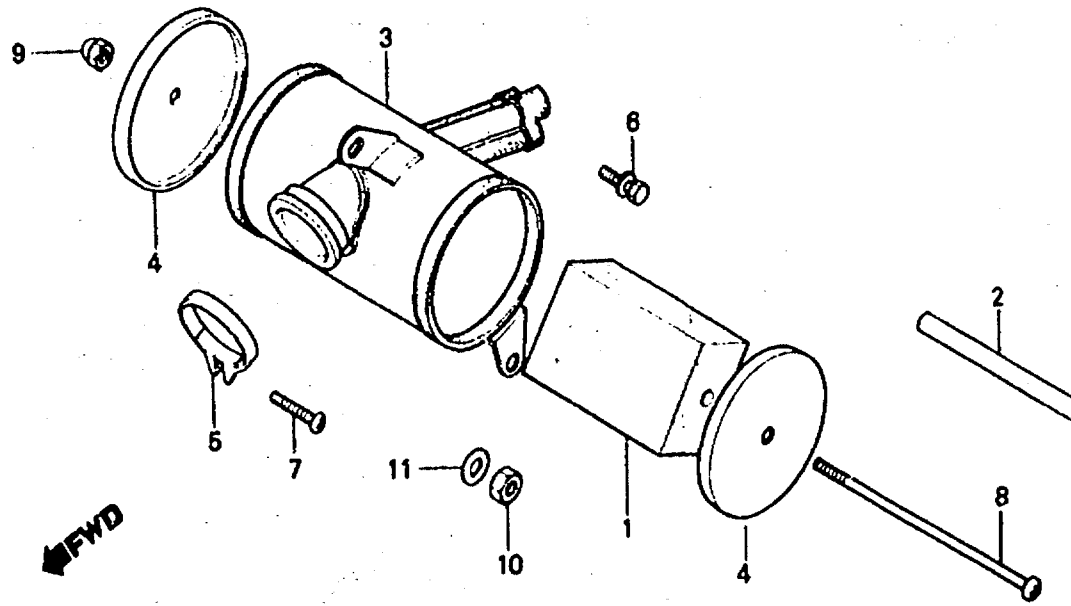
F-12

Air cleaner

Filtre à air

Luftfilter

Limpiador de aire



B126-85

Service item	F.R.T.	Ref. No.	Part No.	Description	Reqd. No. ST70c	Serial No.	Area code
ELEMENT, AIR CLEANER	0.1	1	17211-098-670	ELEMENT, AIR CLEANER	1		
CASE, AIR CLEANER	0.3	2	17212-098-000	PIPE, AIR CLEANER INNER	1		
		3	17221-126-650ZA	CASE, AIR CLEANER *NH-1*	1		
		4	17231-045-030	COVER, AIR CLEANER CASE	2		
		5	17255-098-000	BAND, AIR CLEANER CONNECTING	1		
		6	93481-06012	BOLT-WASHER, 6X12	1		
		7	93500-04025-0A	SCREW, PAN, 4X25	1		
		8	93500-06135-02	SCREW, PAN, 6X135	1		
		9	94021-06020	NUT, CAP, 6MM	1		
		10	94031-08000	NUT, HEX., 8MM	1		
		11	94101-08000	WASHER, PLAIN, 8MM	1		

1981.11.10

E

F9

130

F 10

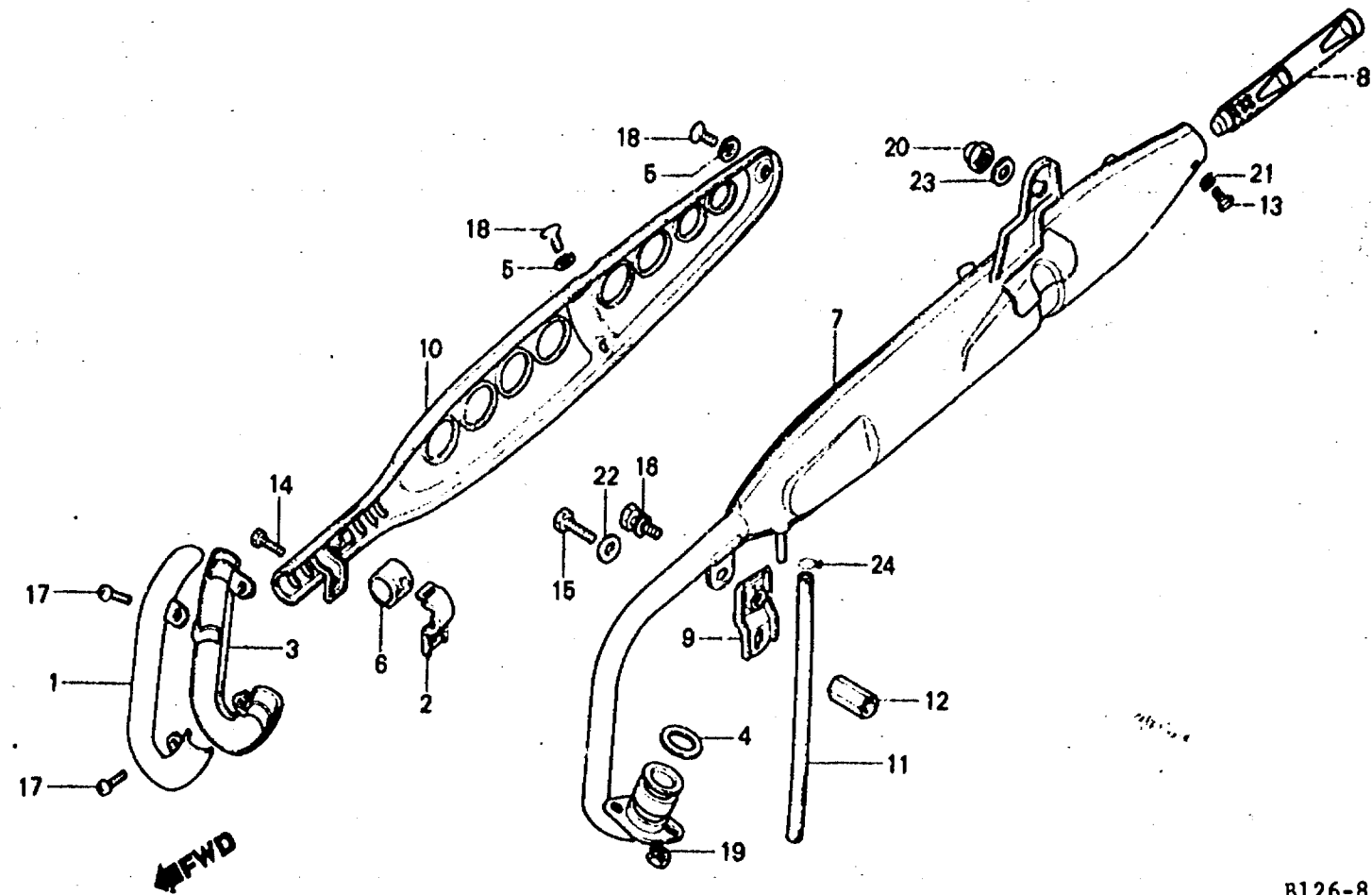
F-13

Exhaust muffler

Pot d'échappement

Auspufftopf

Silenciador



B126-86

Service item	F.R.T.	Ref. No.	Part No.	Description	Reqd. No. ST70c	Serial No.	Area code
COVER, EX. PIPE	0.1	1	18271-126-770	COVER, EX. PIPE	1		
PIPE, EX. DIFFUSER		2	18281-011-000	BAND, PROTECTOR SETTING	1		
PROTECTOR COMP., MUFFLER		3	18281-126-770	COVER B, EX. PIPE	1		
MUFFLER COMP., EX.	0.3	4	18291-001-010	GASKET, EX. PIPE	1		
		5	18292-254-000	GASKET, PROTECTOR	3		
		6	18293-076-000	PACKING, PROTECTOR BAND	1		
		7	18300-126-650	MUFFLER COMP., EX.	1		
		8	18311-076-000	PIPE, EX. DIFFUSER	1		
		9	18321-098-671	STAY, MUFFLER FR.	1		
		10	18360-126-720	PROTECTOR COMP., MUFFLER	1		
		11	18381-011-010	PIPE, MUFFLER DRAIN	1		
		12	90303-098-670	NUT, MUFFLER FR. STAY	1		
		13	92000-05008-4J	BOLT, HEX., 5X8	1		

1981.11.10

E

F10

F 11

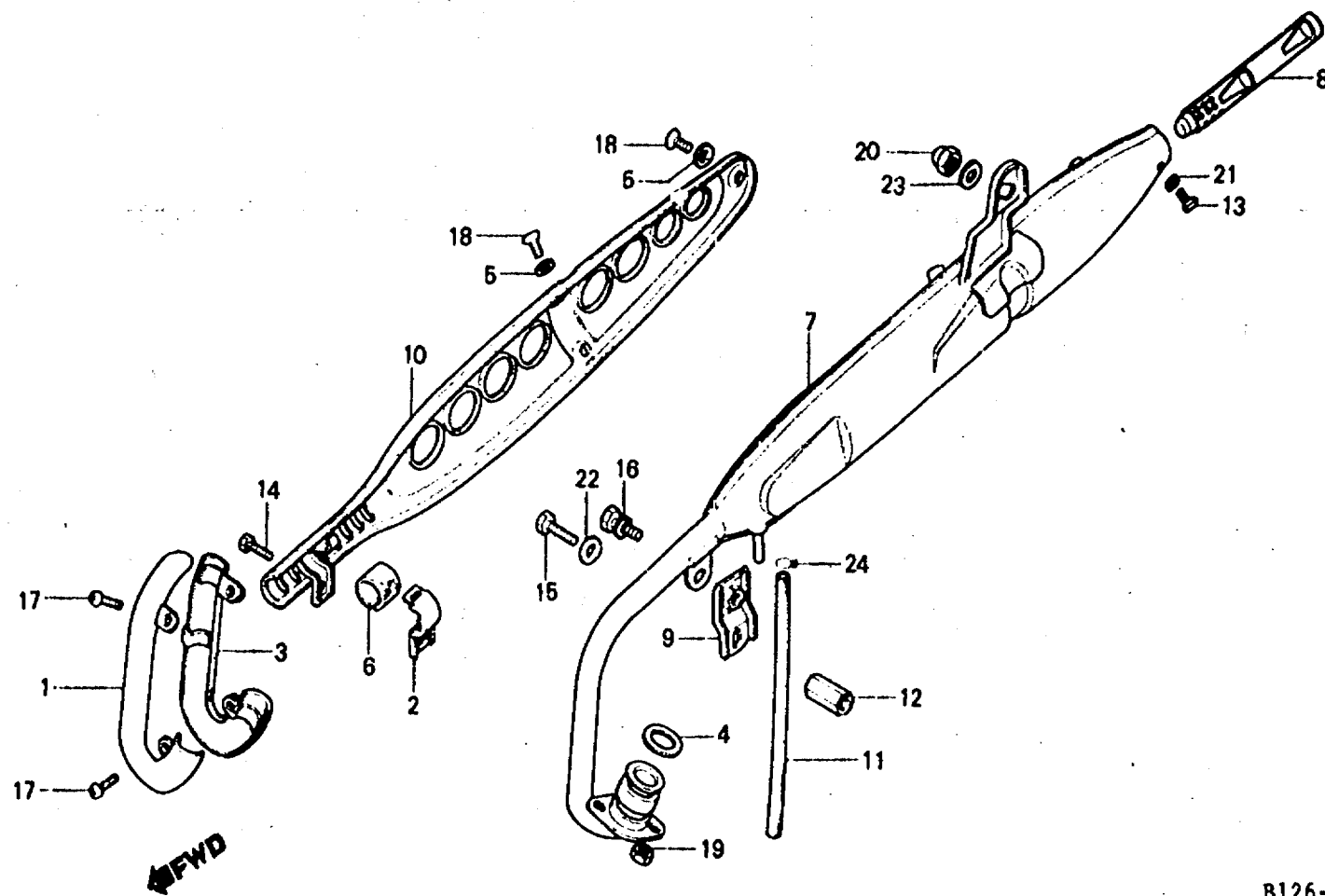
F-13

Exhaust muffler

Pot d'échappement

Auspufftopf

Silenciador



B126-86

Service item	F.R.T.	Ref. No.	Part No.	Description	Reqd. No. ST70c	Serial No.	Area code
		14	92000-06016	BOLT, HEX., 6X16	1		
		15	92000-06020-0A	BOLT, HEX., 8X20	1		
		16	93492-08016-00	BOLT-WASHER, 8X16	1		
		17	93500-05010-1A	SCREW, PAN, 5X10	2		
		18	93700-06010-4B	SCREW, OVAL, 6X10	3		
		19	94001-06000	NUT, HEX., 6MM	2		
		20	94021-10020-0S	NUT, CAP, 10MM	1		
		21	94101-05000	WASHER, PLAIN, 5MM	1		
		22	94101-08000	WASHER, PLAIN, 8MM	1		
		23	94102-10000	WASHER, PLAIN, 10MM	1		
		24	95002-50000	CLIP C9, TUBE	1		

1981.11.10

E

F11

3

F 12

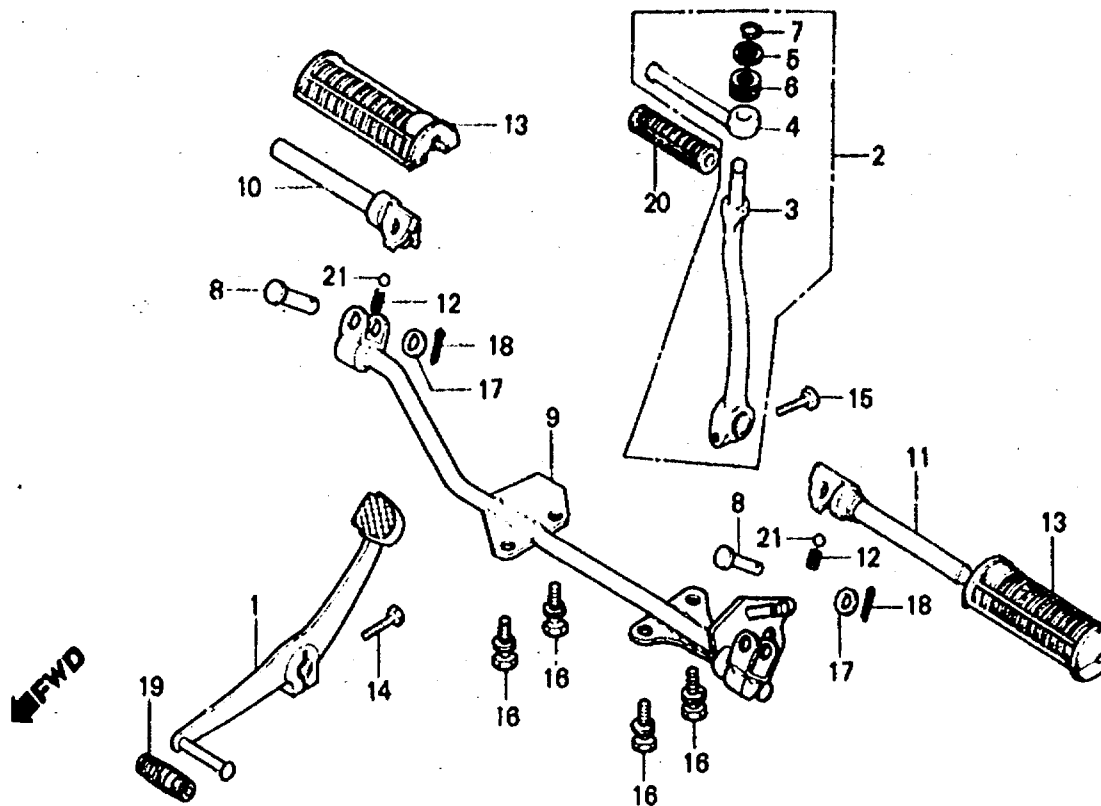
F-14

Pedal • Step

Pédale • Repose pieds

Pedal • Tritt

Pedal • Estribo



B126-87

Service item	F.R.T.	Ref. No.	Part No.	Description	Reqd. No. ST70c	Serial No.	Area code
PEDAL, GEAR CHANGE	0.1	1	24700-126-920	PEDAL, GEAR CHANGE	1		
ARM ASSY., KICK STARTER		2	28300-126-770	ARM ASSY., KICK STARTER	1		
INC. RELATIVE PART		3	28301-126-770	ARM, KICK STARTER	1		
ARM COMP., STEP		4	28302-126-770	PEDAL, KICK STARTER	1		
INC. RELATIVE PART		5	28303-001-000	WASHER, KICK STARTER KNUCKLE	1		
BAR COMP., STEP	0.3	6	28322-001-000	SPRING, KICK STARTER KNUCKLE	1		
		7	28324-001-000	CLIP, KICK STARTER KNUCKLE	1		
		8	50603-033-000	PIN, STEP BAR JOINT	2		
		9	50611-098-700B	BAR COMP., STEP	1		
		10	50615-098-691B	ARM COMP., R. STEP	1		
		11	50616-098-691B	ARM COMP., L. STEP	1		

1981.11.10

E

F12

13

F 13

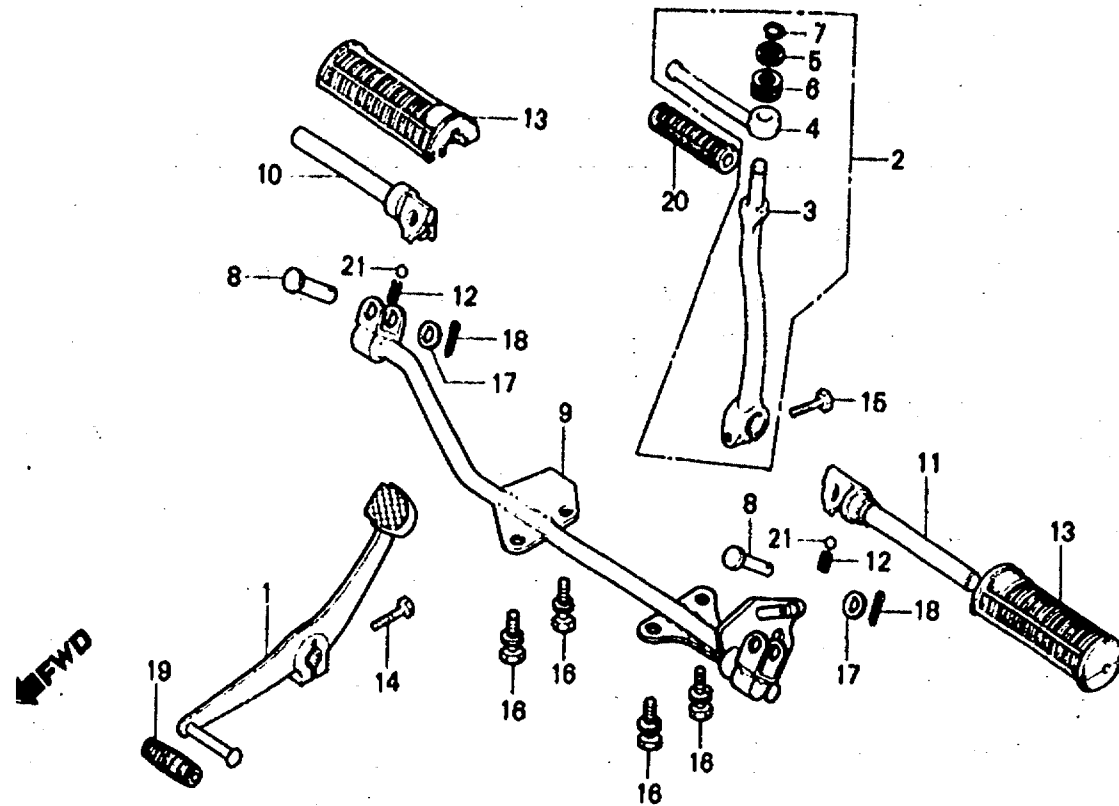
F-14

Pedal • Step

Pédale • Repose pieds

Pedal • Tritt

Pedal • Estribo



B126-87

Service item	F.R.T.	Ref. No.	Part No.	Description	Reqd. No. ST70c	Serial No.	Area code
		12	50619-098-000	SPRING, STEP ARM	2		
		13	50661-051-000	RUBBER, STEP	2		
		14	92000-06020	BOLT, HEX., 6X20	1		
		15	92000-06022	BOLT, HEX., 6X22	1		
		16	93482-08020	BOLT-WASHER, 8X20	4		
		17	94101-08000	WASHER, PLAIN, 8MM	2		
		18	94201-16150	PIN, SPLIT, 1.6X15	2		
		19	95011-40000	RUBBER, CHANGE PEDAL	1		
		20	95011-51000	RUBBER A, KICK STARTER	1		
		21	96211-10000	BALL, STEEL, #10 (5/16)	2		

1981.11.10

E

F13

F 14

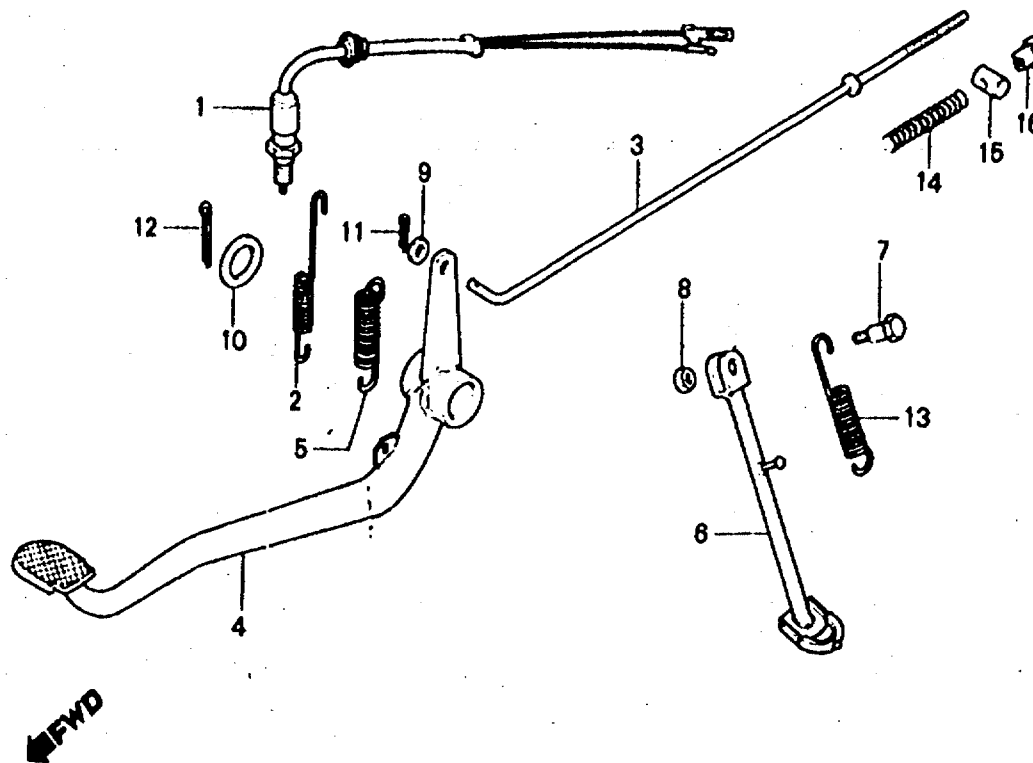
F-15

Stand • Brake pedal

Bequille • Pédale de frein

Ständer • Bremspedal

Estante • Pédal de freno



B126-88

Service item	F.R.T.	Ref. No.	Part No.	Description	Reqd. No. ST20c	Serial No.	Area code
SWITCH ASSY., STOP	0.2	1	35350-098-005	SWITCH ASSY., STOP (DAIICHI)	1		
ROD, RR. BRAKE		2	35357-046-000	SPRING, STOP SWITCH	1		
PEDAL, BRAKE		3	43451-098-770	ROD, RR. BRAKE	1		
BAR, SIDE STAND		4	46500-098-000	PEDAL, BRAKE	1		
SPRING, BRAKE PEDAL	0.1	5	46514-086-720	SPRING, BRAKE PEDAL	1		
		6	50530-098-700	BAR, SIDE STAND	1		
		7	90108-223-000	SCREW, SIDE STAND PIVOT	1		
		8	94002-10000-0S	NUT, HEX., 10MM	1		
		9	94101-05000	WASHER, PLAIN, 5MM	1		
		10	94101-14000	WASHER, PLAIN, 14MM	1		
		11	94201-20150	PIN, SPLIT, 2.0X15	1		
		12	94201-30250	PIN, SPLIT, 3.0X25	1		
		13	95014-72402	SPRING D, SIDE STAND	1		
		14	95014-73100	SPRING A, BRAKE ROD	1		
		15	95015-31001	JOINT A, BRAKE ARM	1		

1981.11.10

E

F14

F 15

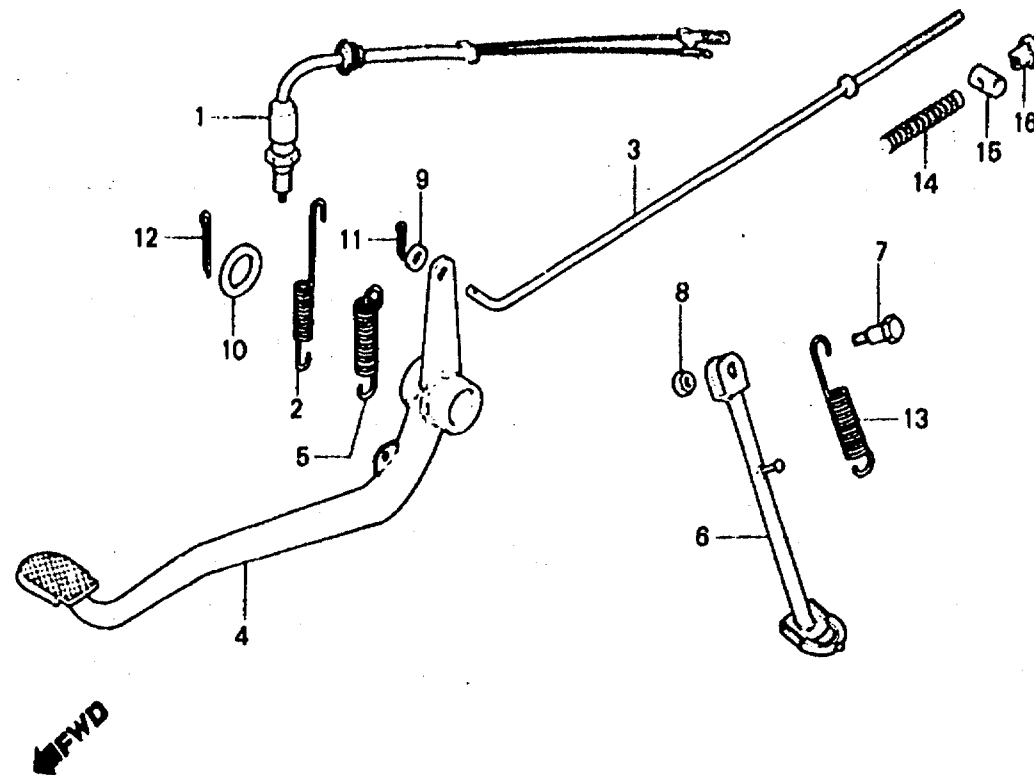
F-15

Stand • Brake pedal

Bequille • Pédale de frein

Ständer • Bremspedal

Estante • Pedal de freno



B126-88

Service item	F.R.T.	Ref. No.	Part No.	Description	Reqd. No. ST70c	Serial No.	Area code
		16	95015-41000	NUT A, BRAKE ROD ADJUSTING	1		
			1981.11.10	E	F15		

F 16

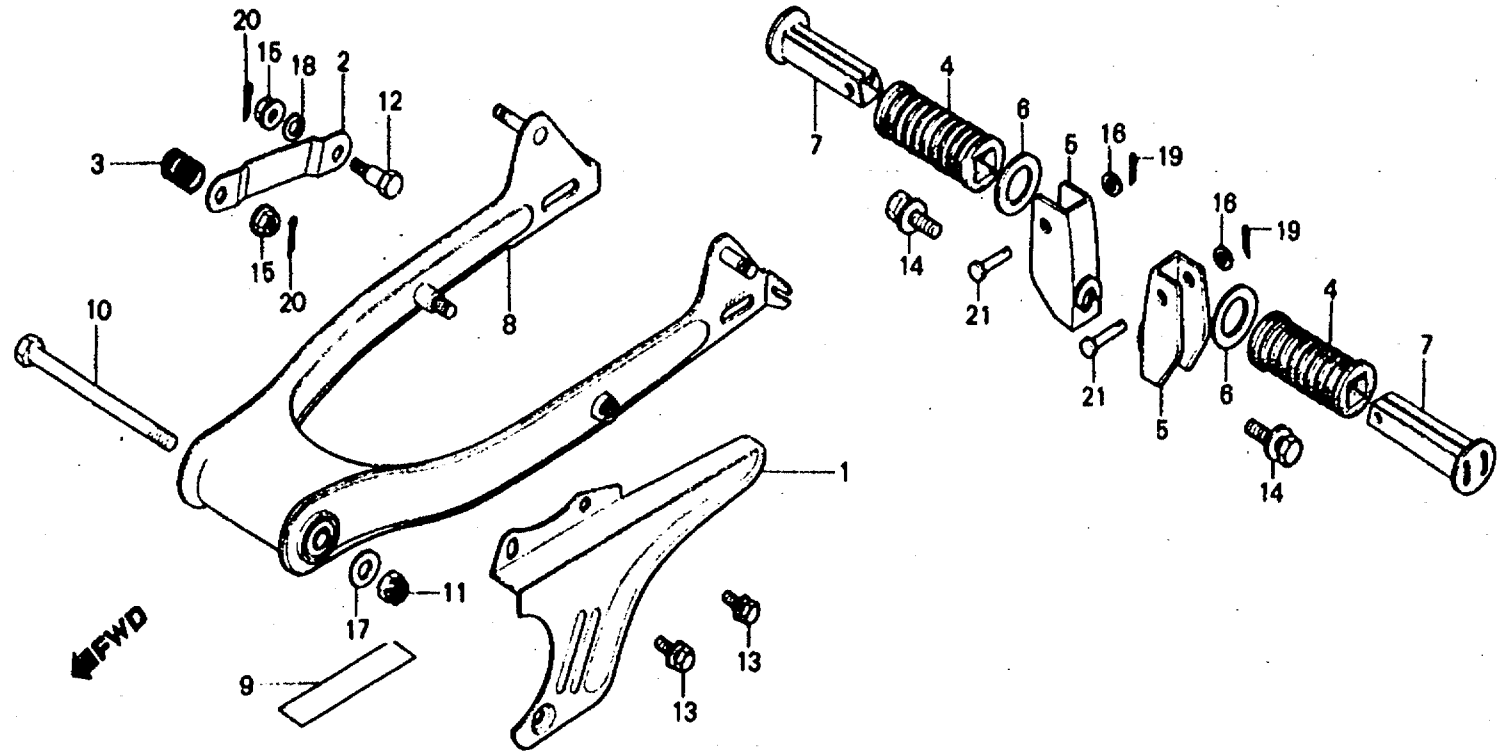
F-16

Rear fork • Chain case

Fourche arrière •
Carter de chaîne

Hintere Schwinge •
Kattenschutz

Horquilla trasera • Caja de
cadena



8126-89

Service item	F.R.T.	Ref. No.	Part No.	Description	Reqd. No. ST70c	Serial No.	Area code
CASE, DRIVE CHAIN	0.1	1	40510-098-000E	CASE, DRIVE CHAIN *R-4C*	1		
BAR, PILLION STEP			40510-098-000F	CASE, DRIVE CHAIN *PB-3C*	1		
INC. RELATIVE PART		2	43431-124-740	ARM, RR. BRAKE STOPPER	1		
ARM, RR. BRAKE STOPPER	0.2	3	43434-250-000	SPRING, STOPPER ARM	1		
FORK COMP., RR.	0.7	4	50710-377-000	RUBBER, PILLION STEP	2		
		5	50711-425-610	BRACKET, R. PILLION STEP	2		
		6	50712-413-000	WASHER, PILLION STEP	2		
		7	50715-413-000	BAR, PILLION STEP	2		
		8	52100-098-020ZD	FORK COMP., RR, *R-4C*	1		
			52100-098-020ZE	FORK COMP., RR, *PB-3C*	1		
		9	87505-126-650	MARK, TIRE CAUTION (FRENCH)	1		F
			87505-126-710	MARK, TIRE CAUTION	1		SA
			87505-126-790	MARK, TIRE CAUTION	1		DK,DM,NI
		10	50121-050-270	BOLT, RR, FORK PIVOT	1		
		11	50351-268-000	NUT, SELF LOCK, 10MM	1		

1981.11.10

E

F16

G 1

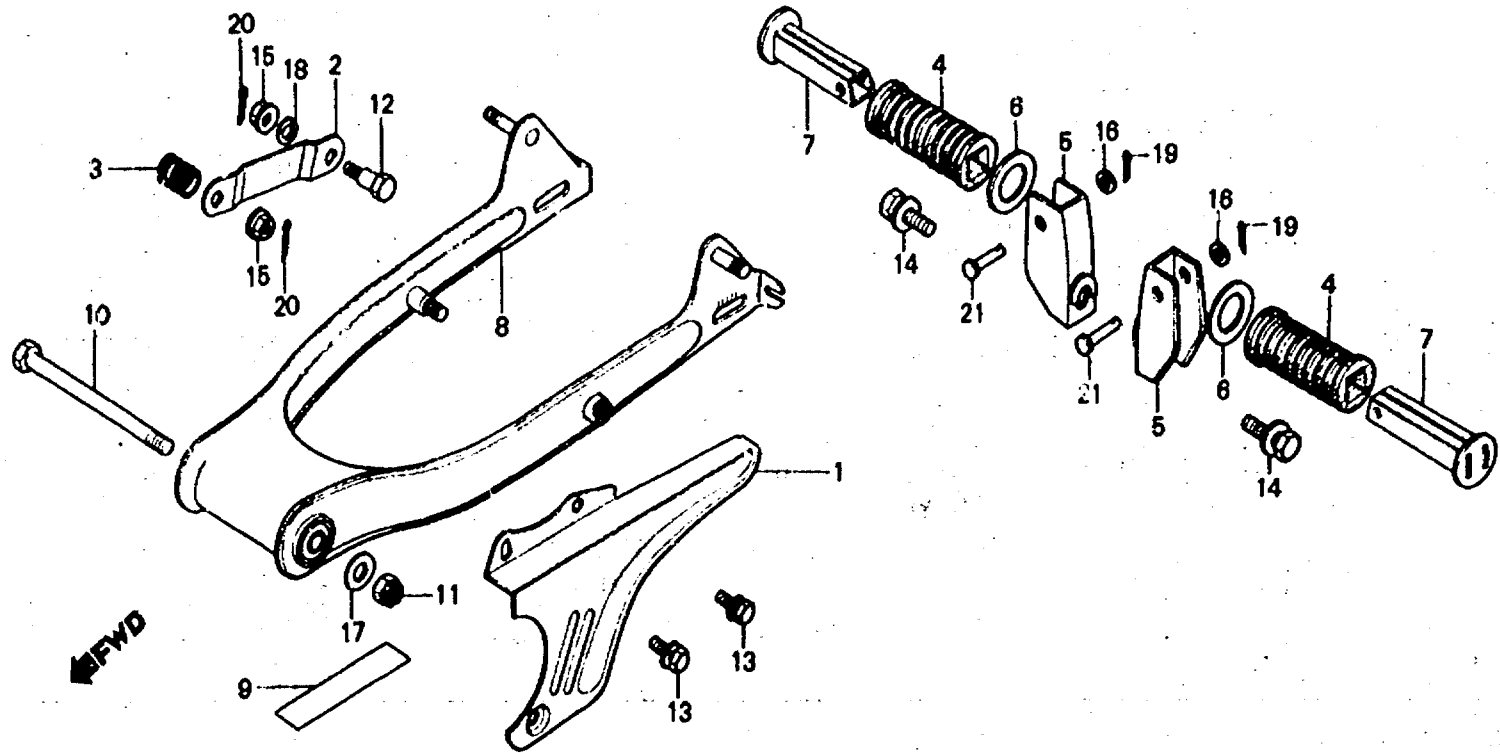
F-16

Rear fork • Chain case

Fourche arrière •
Carter de chaîne

Hintere Schwinge •
Kattenschutz

Horquilla trasera • Caja de
cadena



B126-89

Service item	F.R.T.	Ref. No.	Part No.	Description	Reqd. No. ST70c	Serial No.	Area code
		12	92811-10000	BOLT A, BRAKE STOPPER	1		
		13	93481-06012	BOLT-WASHER, 6X12	2		
		14	93481-10020	BOLT-WASHER, 10X20	2		
		15	94050-08000	NUT, FLANGE, 8MM	2		
		16	94101-06000	WASHER, PLAIN, 6MM	2		
		17	94101-10000	WASHER, PLAIN, 10MM	1		
		18	94111-10000	WASHER, SPRING, 10MM	1		
		19	94201-16150	PIN, SPLIT, 1.6X15	2		
		20	94201-20150	PIN, SPLIT, 2.0X15	2		
		21	95015-81000	PIN A, PILLION STEP	2		

1981.11.10

E

G1

G 2

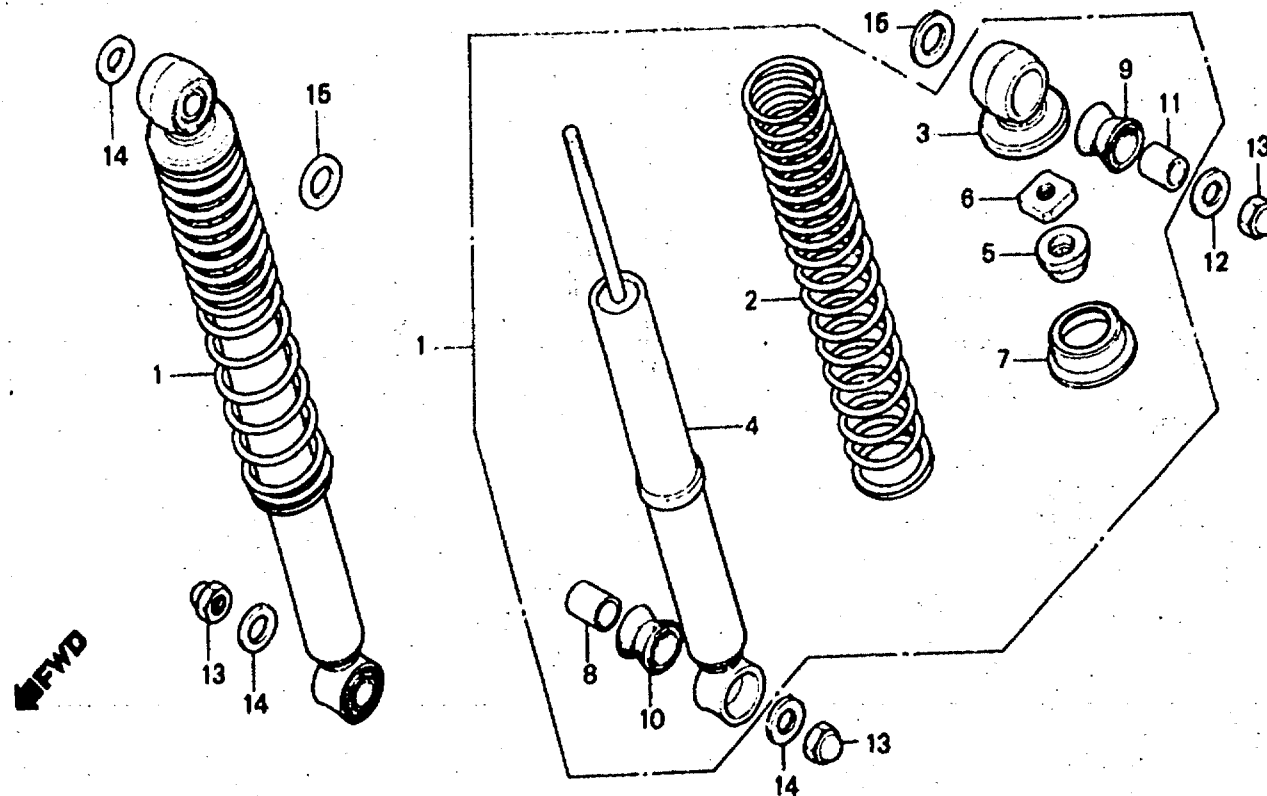
F-17

Rear cushion

Amortisseur arrière

Hinterer Stoßdämpfer

Amortiguador trasero



B098-165

Service item	F.R.T.	Ref. No.	Part No.	Description	Reqd. No. ST70c	Serial No.	Area code
CUSHION ASSY., RR. DAMPER COMP., RR. INC. RELATIVE PART	0.1	1	52400-126-772	CUSHION ASSY., RR.	2		
	0.3	2	52401-126-770	SPRING, RR. CUSHION	2		
		3	52410-125-771	METAL, RR. CUSHION UPPER	2		
		4	52430-126-772	DAMPER COMP., RR.	2		
		5	52475-125-771	RUBBER, RR. CUSHION STOPPER	2		
		6	52482-125-771	NUT, RR. CUSHION LOCK	2		
		7	52485-125-771	SEAT, RR. CUSHION SPRING	2		
		8	52486-124-832	COLLAR, RUBBER BUSH	2		
		9	52486-125-771	BUSH, RR. CUSHION RUBBER	2		
		10	52487-125-771	BUSH, RUBBER	2		
		11	52488-125-771	COLLAR, RR. CUSHION UPPER RUBBER	2		
		12	90529-126-770	WASHER, 10.5MM	1		
		13	94021-10020-05	NUT, CAP, 10MM	3		

1981.11.10

E

G2

G 3

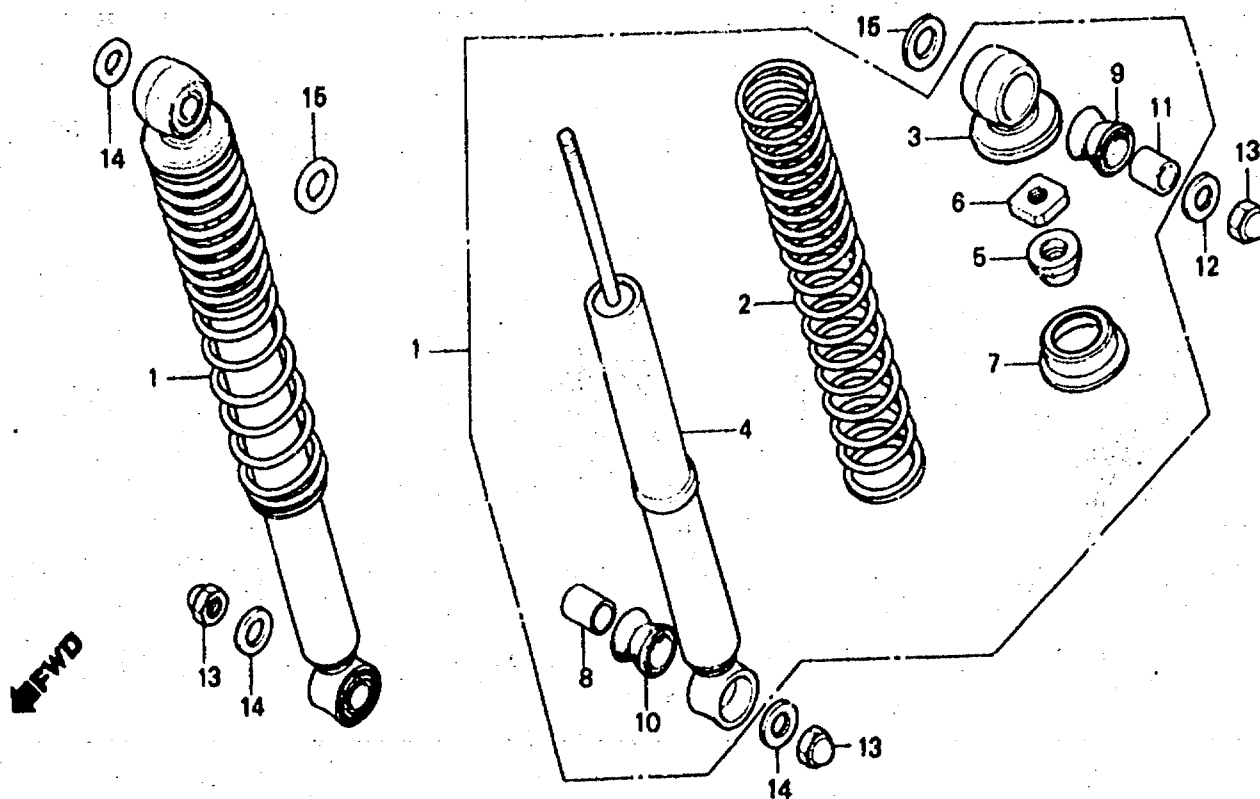
F-17

Rear cushion

Amortisseur arrière

Hinterer Stoßdämpfer

Amortiguador trasero



B098-165

Service item	F.R.T.	Ref. No.	Part No.	Description	Reqd. No. ST70c	Serial No.	Area code
		14	94101-10000	WASHER, PLAIN, 10MM	3		
		15	94101-12000	WASHER, PLAIN, 12MM	2		

1981.11.10

E

63

G 4

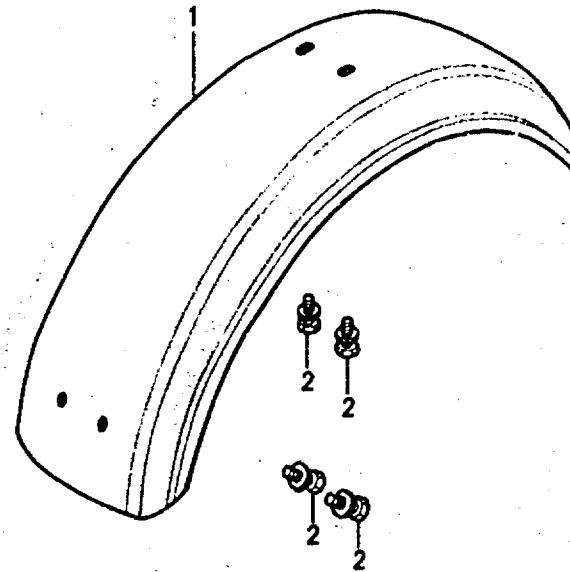
F-18

Rear fender

Garde-boue arrière

Hinterer Kotflügel

Parafango trasero



FWD

B126-90

Service item	F.R.T.	Ref. No.	Part No.	Description	Reqd. No. ST70c	Serial No.	Area code
FENDER COMP., RR.	0.2	1	80100-098-670XW	FENDER COMP., RR.	1		
		2	93481-06012	BOLT-WASHER, 6X12	4		

1981,11.10

E

64

G 5

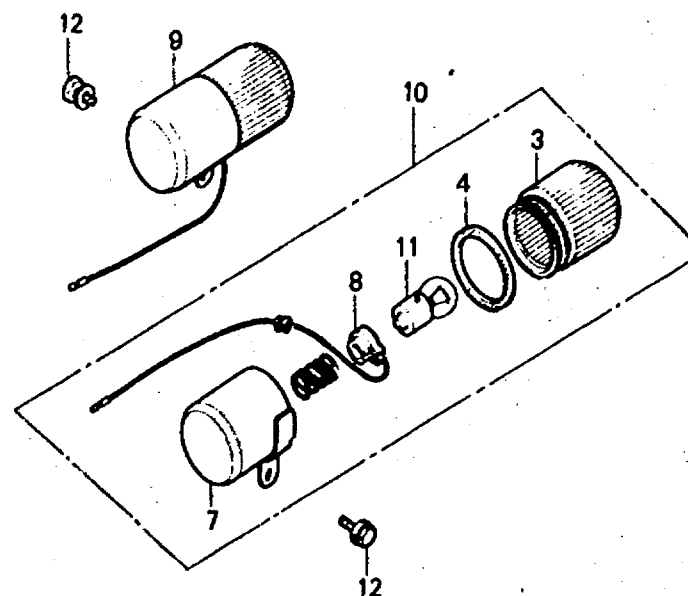
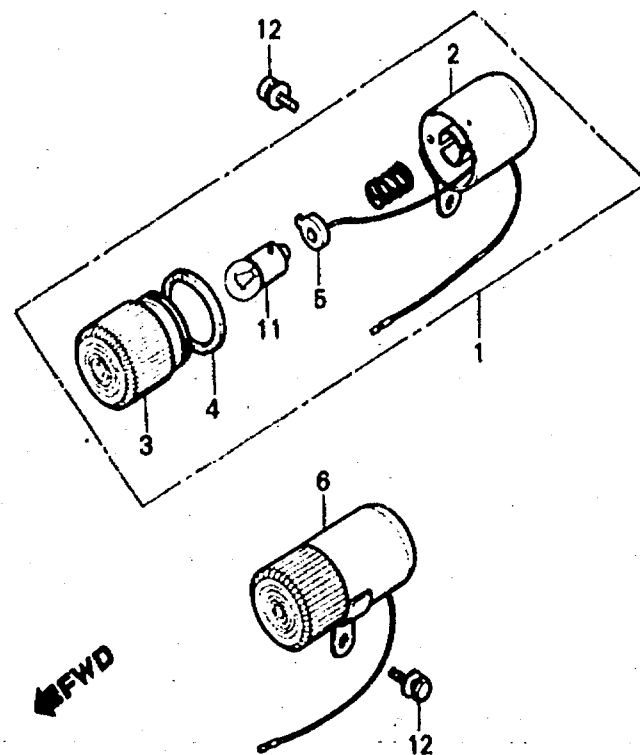
F-19

Winker

Clignotant

Blinker

Luz intermitente



B126-91

Service item	F.R.T.	Ref. No.	Part No.	Description	Reqd. No. ST70c	Serial No.	Area code
WINKER ASSY., FR. (ONE OR ALL)	0.2	1	33400-098-158	WINKER ASSY., R. FR.	1		
BASE, WINKER		2	33401-098-168	BASE, R. FR. WINKER	2		
INC. RELATIVE PART (ADD 0.1 FOR EACH.)		3	33402-044-821	LENS, WINKER (DAIICHI)	4		
WINKER ASSY., RR. (ONE OR ALL)	0.1	4	33406-081-156	PACKING, WINKER LENS	4		
BULB, WINKER (ONE OR ALL)		5	33410-098-010	CORD COMP., R. WINKER	2		
		6	33450-098-158	WINKER ASSY., L. FR.	1		
		7	33451-098-168	BASE, L. FR. WINKER	2		
		8	33460-098-010	CORD COMP., L. WINKER	2		
		9	33600-098-168	WINKER ASSY., R. RR.	1		

1981.11.10

E

05

G 6

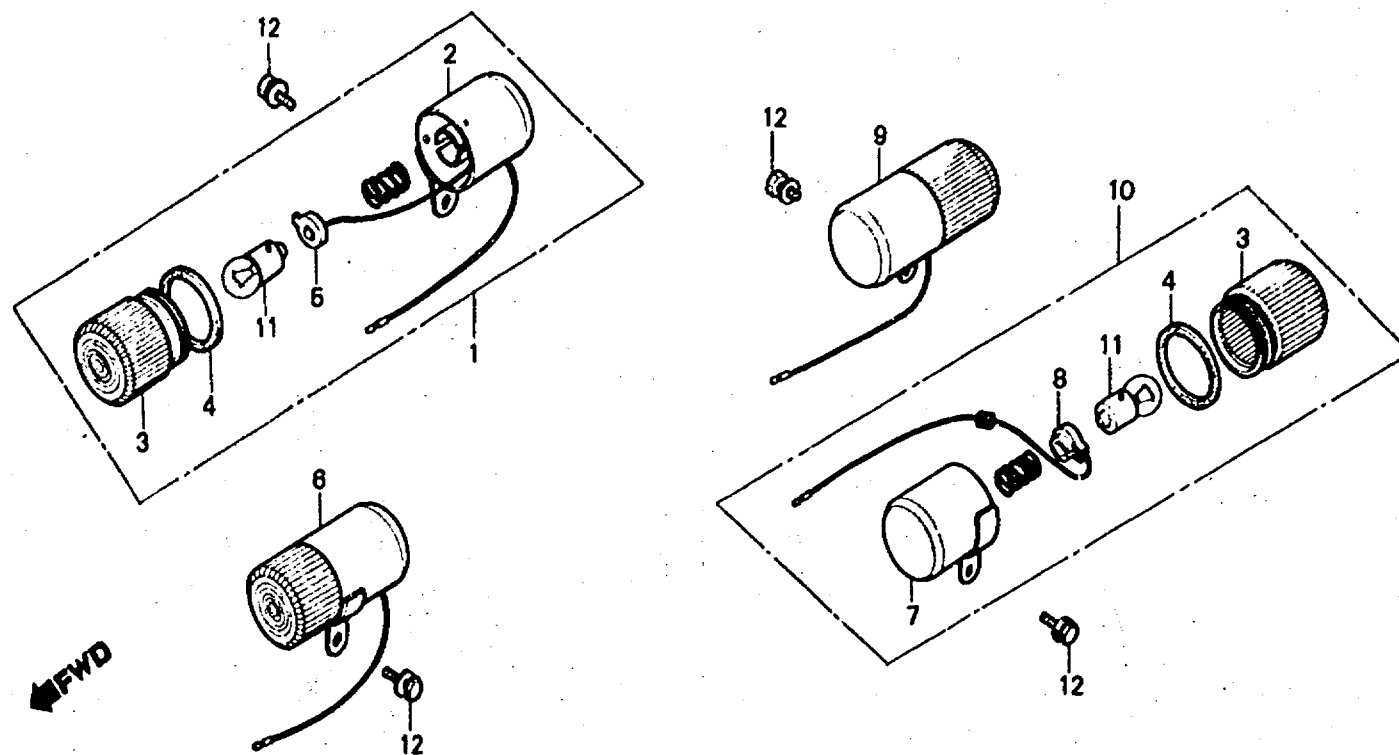
F-19

Winker

Clignotant

Blinker

Luz intermitente



B126-91

Service item

F.R.T.

Ref. No.

Part No.

Description

Reqd. No. ST70c

Serial No.

Area code

10	33650-098-168	WINKER ASSY., L. RR.	1
11	34905-055-000	BULB, WINKER (6V8W)	4
12	93481-06012	BOLT-WASHER, 6X12	4

1981.11.10

E

G6

56

G 7

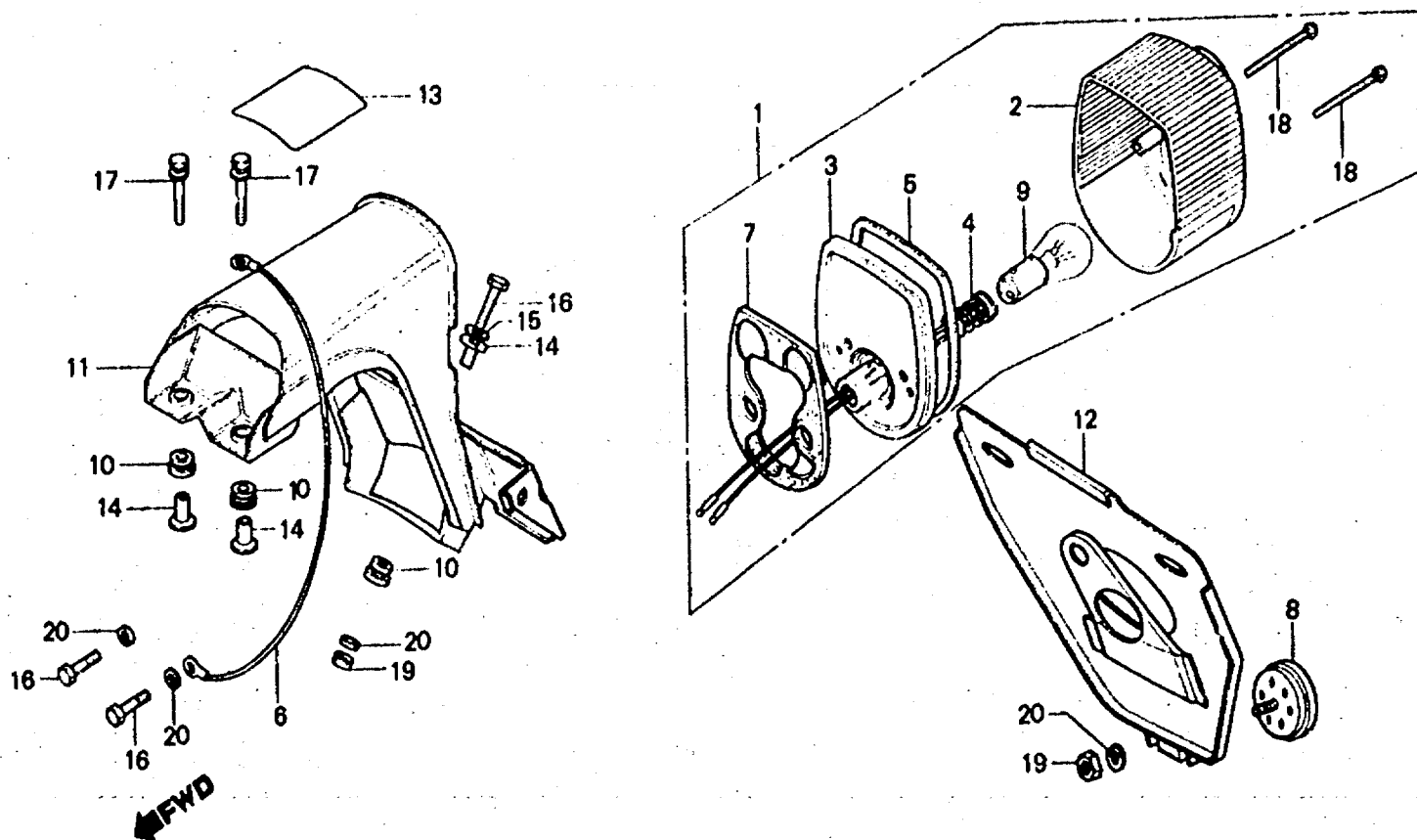
F-20

Taillight

Feu arrière

Rücklicht

Luz trasera



B126-92

Service item	F.R.T.	Ref. No.	Part No.	Description	Reqd. No. ST70c	Serial No.	Area code
TAILLIGHT UNIT	0.2	1	33701-045-690	TAILLIGHT UNIT	1		
BASE, TAILLIGHT		2	33702-045-690	LENS, TAILLIGHT	1		
CORD COMP., TAILLIGHT		3	33703-098-003	BASE, TAILLIGHT (STANLEY)	1		
BRACKET NUMBER PLATE		4	33708-098-000	CORD COMP., TAILLIGHT	1		
BULB, STOP & TAILLIGHT	0.1	5	33709-074-671	PACKING, TAILLIGHT LENS	1		
PLATE COMP., LICENSE		6	33712-098-670	CORD, TAILLIGHT EARTH	1		
		7	33719-074-670	PACKING, TAILLIGHT BASE	1		
		8	33741-081-601	REFLECTOR, REFLEX	1		F
		9	34906-030-013	BULB, STOP & TAILLIGHT (6V10/3W STANLEY)	1		
		10	80103-061-000	CUSHION A, RR, FENDER	3		
		11	84701-098-000XW	BRACKET, NUMBER PLATE	1		
		12	84702-126-650	PLATE COMP., LICENSE	1		F
		13	87508-126-650	MARK, BATTERY CAUTION (FRENCH)	1		F
			87508-126-790	MARK, BATTERY CAUTION	1		DK,DM,N1,SA

1981.11.10

E

G7

G 8

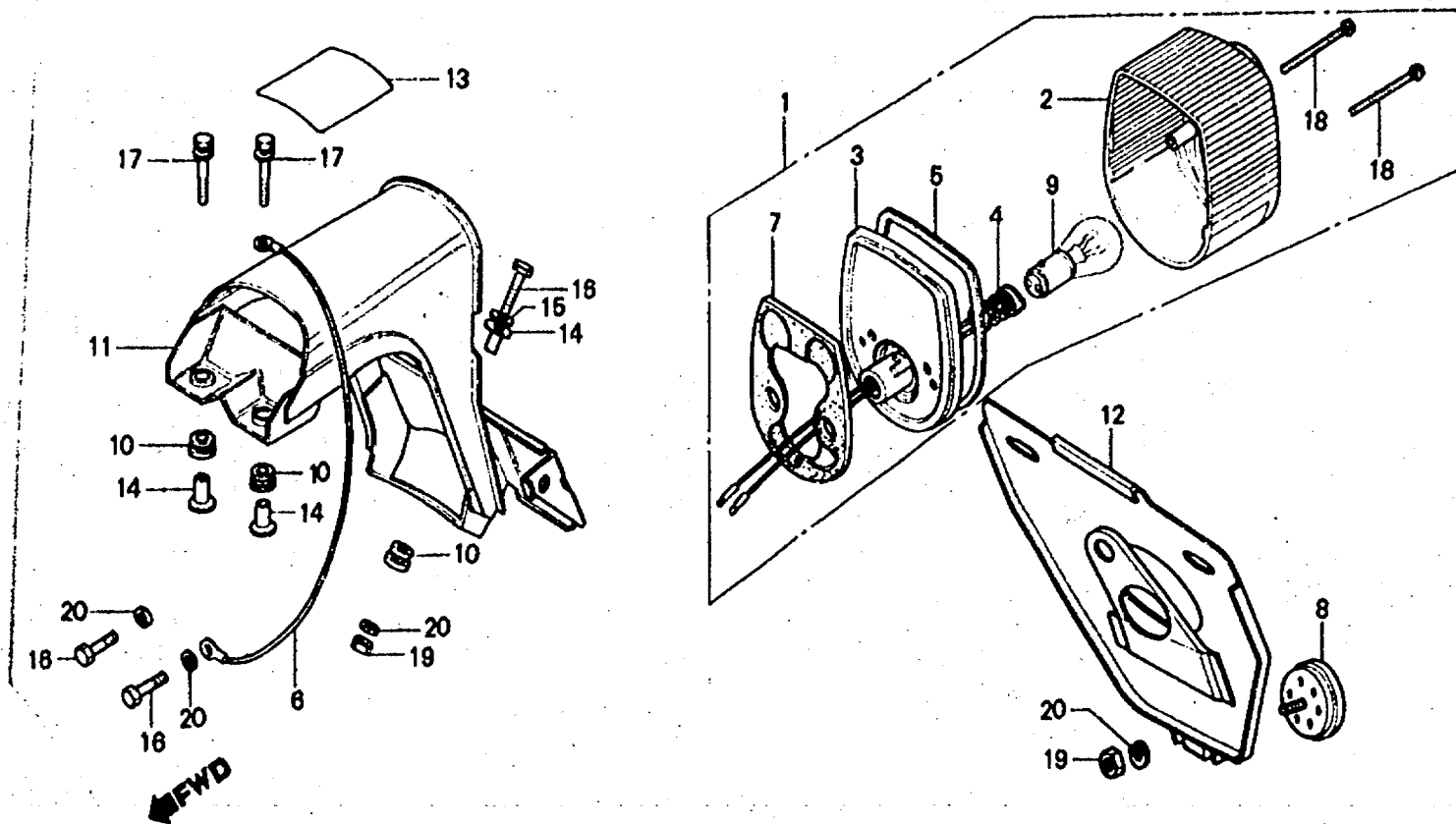
F-20

Taillight

Feu arrière

Rücklicht

Luz trasera



B126-92

Service item	F.R.T.	Ref. No.	Part No.	Description	Reqd. No. ST70c	Serial No.	Area code
		14	90502-126-000	COLLAR, TAILLIGHT BRACKET MOUNTING	3		
		15	90514-700-000	WASHER, TANK COLLAR LOCKING	1		
		16	92000-06016	BOLT, HEX., 6X16	3		
		17	93481-06020	BOLT-WASHER, 6X20	2		
		18	93500-04050-0A	SCREW, PAN, 4X50	2		
		19	94001-06000	NUT, HEX., 6MM	1		DK, DM, NI, SA
		20	94111-06000	WASHER, SPRING, 6MM	3		F
					4		DK, DM, NI, SA
							F

1981.11.10

E

G8

G 9

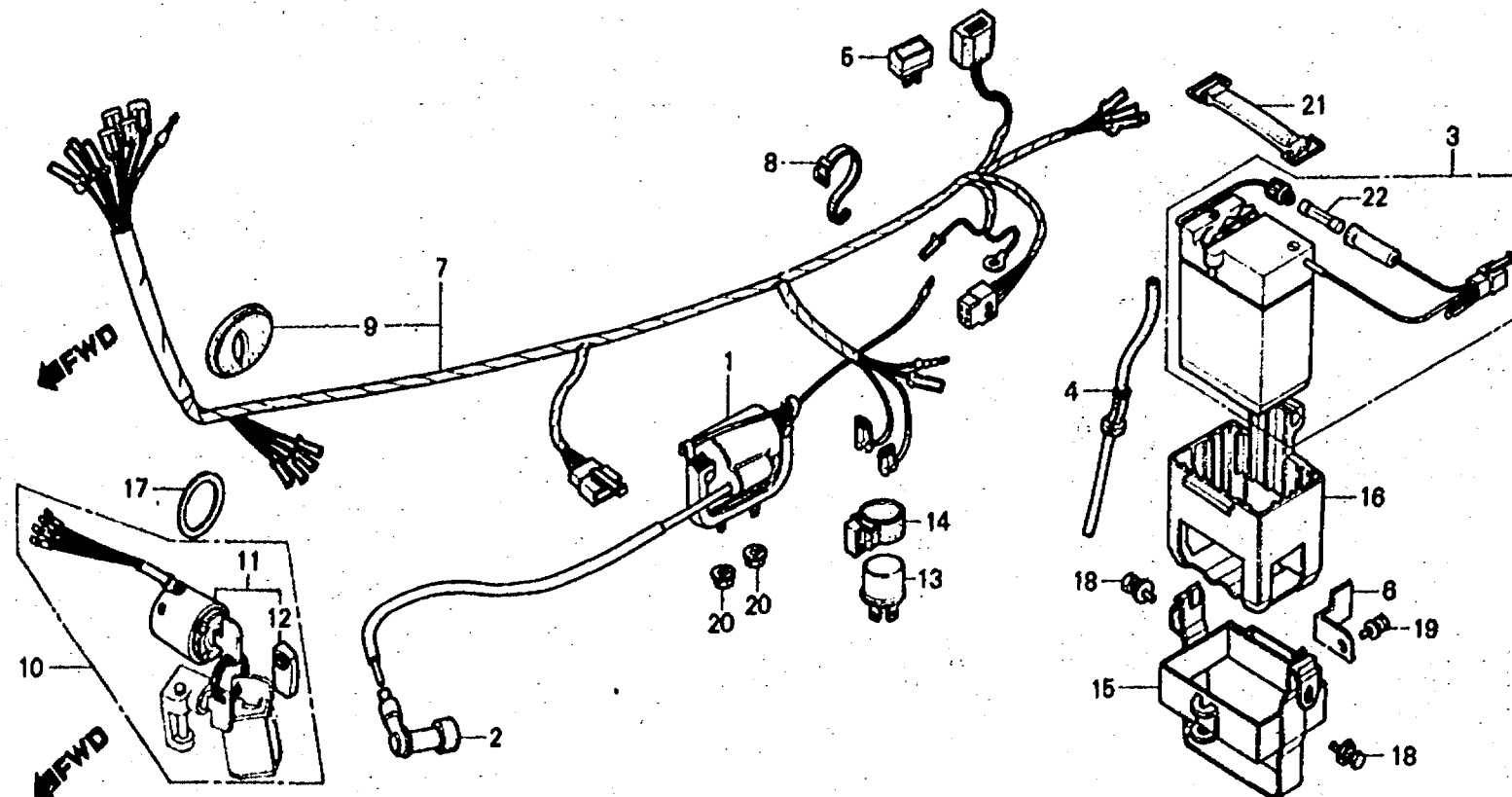
F-21

Wire harness • Ignition coil •
Battery

Faisceau électrique •
Bobine d'allumage •
Batterie

Kabelbaum • Zündspule •
Batterie

Equipo de alambre •
Bobina de encendido •
Batería



B126-93

Service item	F.R.T.	Ref. No.	Part No.	Description	Reqd. No. ST70c	Serial No.	Area code
COIL COMP., A.C. IGNITION	1.2	1	30530-126-921	COIL COMP., A.C. IGNITION	1		
BATTERY	0.1	2	30700-098-153	CAP ASSY., NOISE SUPPRESSOR (NICHIBA)	1		
RECTIFIER ASSY., SILICON		3	31500-126-651	BATTERY (6N2A-2C YUASA)	1		
RELAY COMP., WINKER		4	31502-126-650	TUBE, BATTERY BREATHER	1		
BOX, BATTERY		5	31700-124-003	RECTIFIER ASSY., SILICON (STANLEY)	1		
HARNESS, WIRE	0.9		31700-124-008	RECTIFIER ASSY., SILICON (SHINDENGEN)	1		
SWITCH KIT, MAIN	0.8						
SWITCH, MAIN	0.6						
		6	31705-126-920	STAY, SILICON	1		
		7	32100-126-651	HARNESS, WIRE	1		
			32100-126-791	HARNESS, WIRE	1		
		8	32161-404-000	BAND B1, WIRE	1		
		9	32984-098-000	GROMMET, WIRE HARNESS	1		
		10	35010-098-620	SWITCH KIT, MAIN	1		

F
DK, DM, NI, SA

G 10

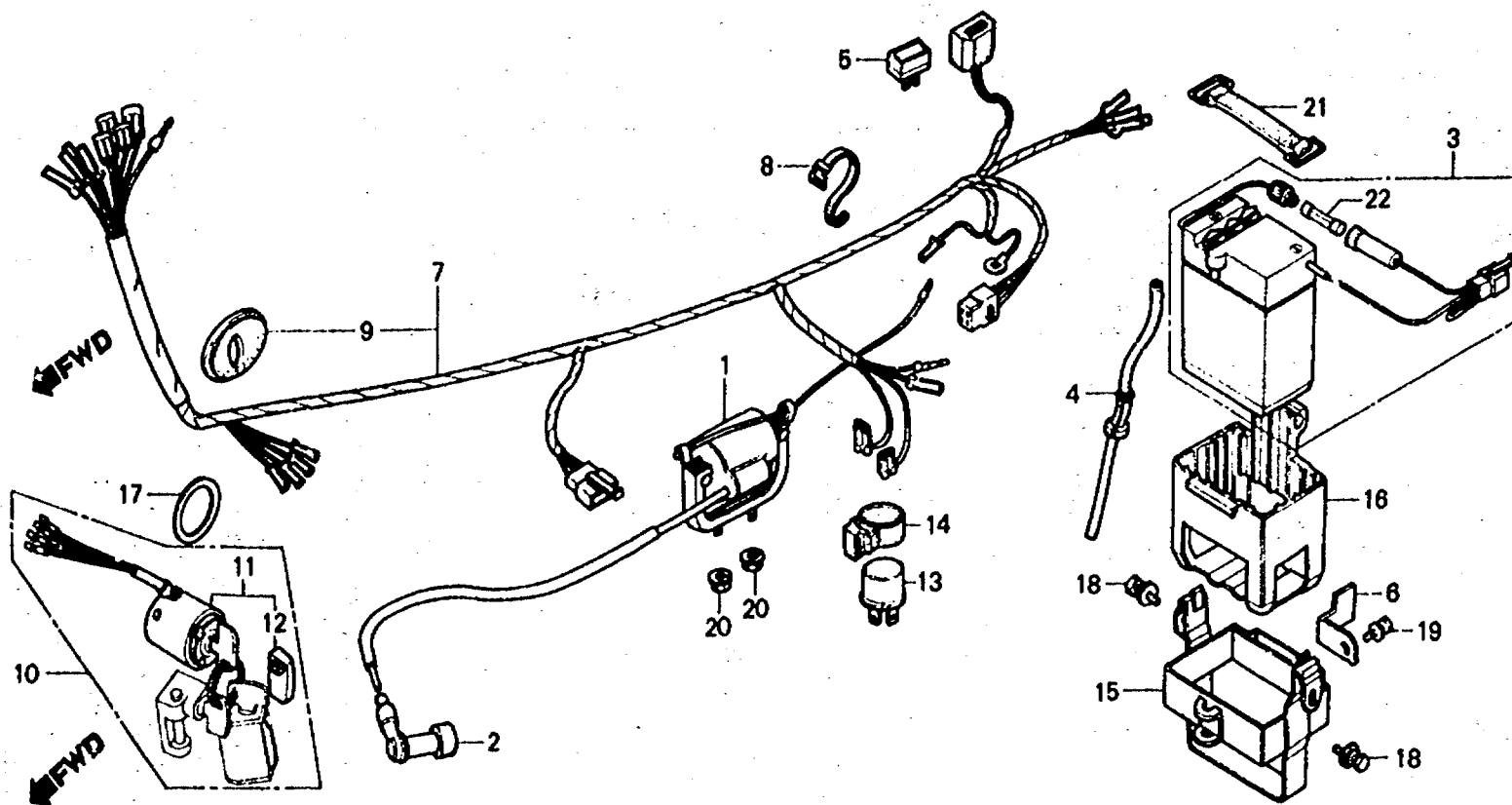
F-21

Wire harness • Ignition coil •
Battery

Faisceau électrique •
Bobine d'allumage •
Batterie

Kabelbaum • Zündspule •
Batterie

Equipo de alambre •
Bobina de encendido •
Batería



B126-93

Service item

F.R.T.

Ref.
No.

Part No.

Description

Reqd. No.
ST70c

Serial No.

Area code

11	35100-098-621	SWITCH, MAIN	1		
12	35112-098-670	CAP, KEY	1		
13	38301-165-771	RELAY COMP., WINKER	1		
14	38306-124-830	SUSPENSION, WINKER RELAY	1		
15	50325-126-650	BOX, BATTERY	1		
16	50326-098-000	CUSHION, BATTERY	1		
17	90382-098-000	WASHER, PLAIN, 24.2X33	1		

1981.11.10

E

G10

G 11

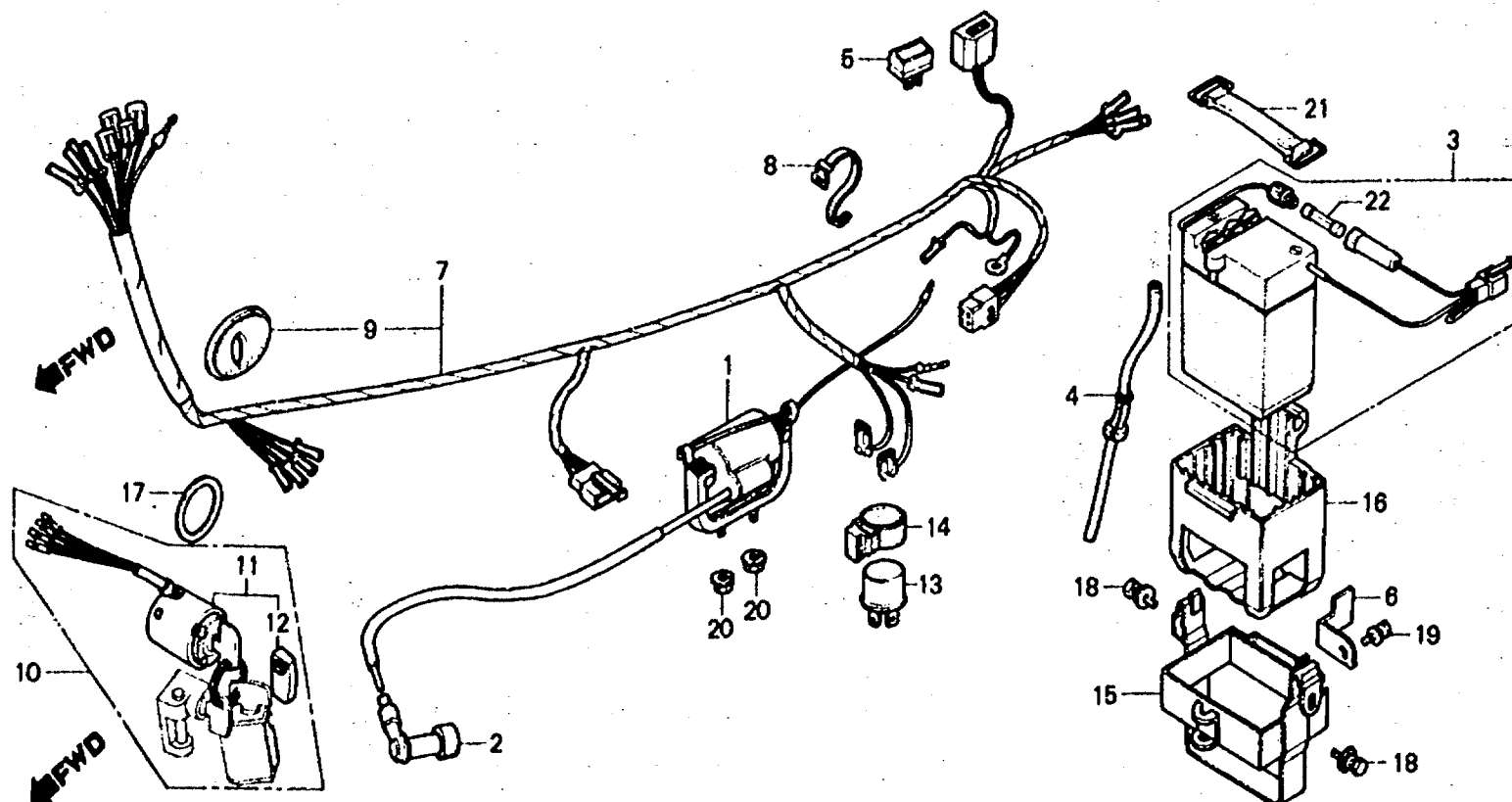
F-21

Wire harness • Ignition coil •
Battery

Faisceau électrique •
Bobine d'allumage •
Batterie

Kabelbaum • Zündspule •
Batterie

Equipo de alambre •
Bobina de encendido •
Batería



B126-93

Service item

F.R.T.

Ref.
No.

Part No.

Description

Reqd No.
ST70c

Serial No.

Area code

18	93491-06012-00	BOLT-WASHER, 6X12	2		
19	93492-06010-10	BOLT-WASHER, 6X10	1		
20	94070-06000	NUT-WASHER, 6MM	2		
21	95012-12000	BAND B1, BATTERY	1		
22	98200-10700	FUSE A (7A)	1		
--					

1981.11.10

E

G11

G 12

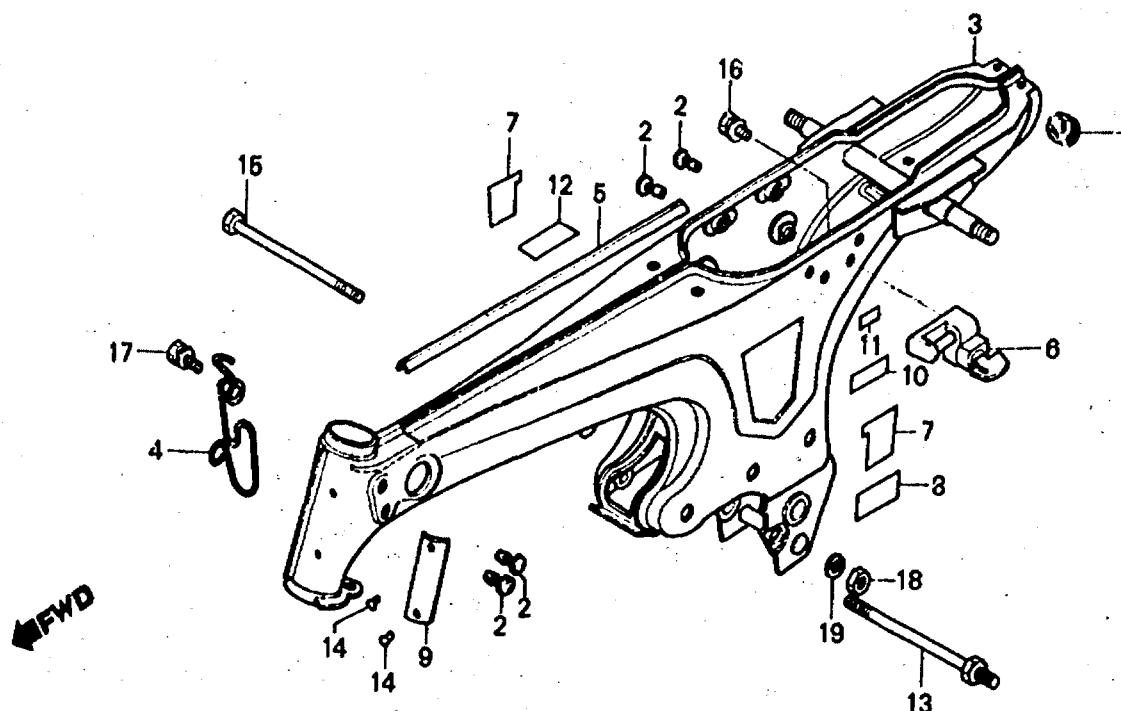
F-22

Frame body

Cadre

Rahmen

Cuerpo de cuadro



B126-94

Service item	F.R.T.	Ref. No.	Part No.	Description	Reqd. No. ST70c	Serial No.	Area code
BODY COMP., FRAME HOLDER ASSY., HELMET	*4.0 0.2	1	36038-657-000	GROMMET B, TUBE	1		
		2	50049-046-000	PLUG, HEAD PIPE	4		
		3	50100-126-650ZA	BODY COMP., FRAME *R-4C*	1		
			50100-126-650ZB	BODY COMP., FRAME *PB-3C*	1		
		4	50191-125-770	CLIP, WIP'G HARNESS	1		
		5	50303-098-000	MOLE, FRAME BODY	1		
		6	50710-110-701	HOLDER ASSY., HELMET (HONDA LOCK)	1		
		7	87122-126-650	EMBLEM, FRAME SIDE	2		
		8	87125-041-680	PLATE, NAME	1		DK,DM,NI,SA
		9	87501-126-650	PLATE, REGISTERED NUMBER	1		F
10	87504-098-620A	LABEL, FRAME CAUTION (FRENCH)	1		F		
			87504-098-680	LABEL, CAUTION	1		DK,DM,NI,SA

1981.11.10

E

G12

G 13

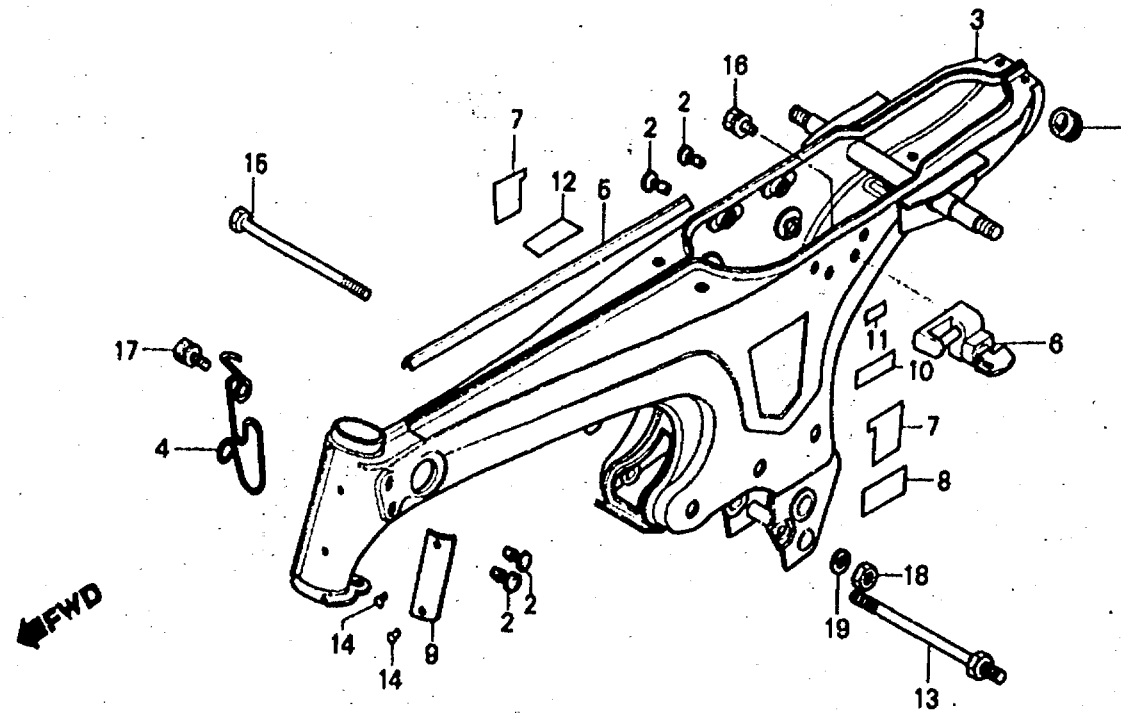
F-22

Frame body

Cadre

Rahmen

Cuerpo de cuadro



B126-94

Service item	F.R.T.	Ref. No.	Part No.	Description	Reqd. No. ST70c	Serial No.	Area code
		11	87511-323-670	LABEL, HELMET HOLDER	1		DK,DM,NI,SA
			87511-415-620	LABEL, HELMET HOLDER (FRENCH)	1		F
		12	87560-124-620A	MARK, DRIVE CAUTION (FRENCH)	1		F
			87560-181-760ZB	MARK, DRIVE CAUTION *NH-0*	1		DK,DM,NI,SA
		13	90112-003-000	BOLT A, RR, ENGINE SUPPORT	1		
		14	90841-001-000	SCREW, RIVET, 1.5X5	2		
		15	92200-08115-0A	BOLT, HEX., 8X115	1		
		16	93482-06010-00	BOLT-WASHER, 6X10	2		
		17	93483-06016	BOLT-WASHER, 6X16	1		
		18	94030-08000	NUT, HEX., 8MM	1		
		19	94111-08000	WASHER, SPRING, 8MM	1		

1981.11.10

E

G15

G 14

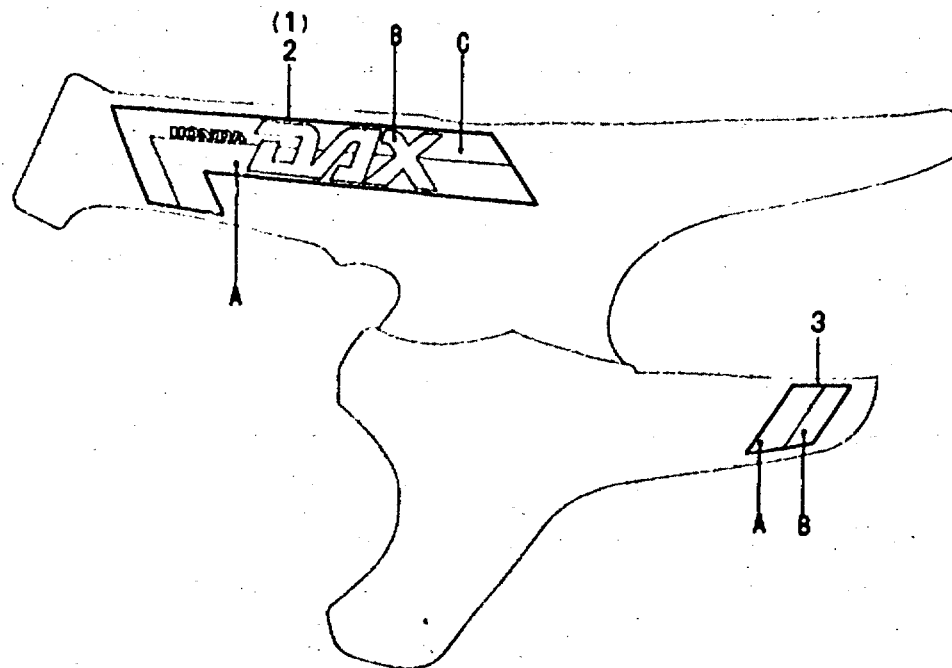
F-23

Stripe

Rayure

Streifen

Franja



B126-95

Service item	F.R.T.	Ref. No.	Part No.	Description	Reqd. No. ST70c	Serial No.	Area code
		1	87124-126-6502A	STRIPE, R, FRAME BODY *TYPE-1*	1		
			87124-126-6502B	STRIPE, R, FRAME BODY *TYPE-2*	1		
		2	87125-126-6502A	STRIPE, L, FRAME BODY *TYPE-1*	1		
			87125-126-6502B	STRIPE, L, FRAME BODY *TYPE-2*	1		
		3	87126-126-6502A	STRIPE, DRIVE CHAIN CASE *TYPE-1*	1		
			87126-126-6502B	STRIPE, DRIVE CHAIN CASE *TYPE-2*	1		

Color chart for frame body stripe

Type of stripe	Frame body main color	Position		
		A	B	C
TYPE-1	Candy ruby red	Orange	Blue	White
TYPE-2	Candy sapphire blue	Blue	Red	White

Color chart for drive chain case stripe

Type of stripe	Frame body main color	Position	
		A	B
TYPE-1	Candy ruby red	Orange	White
TYPE-2	Candy sapphire blue	Blue	White

1981.11.10

E

G14