

PARTS LIST

FOR

HONDA

ST50 • ST50K3
ST70 • ST70K3

FOREWORD

This parts list contains all the replacement parts for the ST50 • ST50K3 • ST70 and ST70K3 models and is to be used when ordering replacement parts.

The frame number must be forwarded together with any parts order.

The reason for this is that it is necessary to verify that the parts ordered are applicable to the model series intended.

No supplement to this parts list will be issued. In case of any change to its content, no notification or supplement will be issued for this parts list. However, a revised edition of this parts list will be issued to maintain it up-to-date. The revised edition can be identified by the revision No. on the cover. To check on the latest parts list revision, please contact your nearest distributor.

September 20, 1975

HONDA MOTOR CO., LTD.

GROUP INDEX

**INSTRUCTION
FOR
USE OF PARTS LIST**
1 ~ 7

ENGINE GROUP
8 ~ 49

FRAME GROUP
50 ~ 171

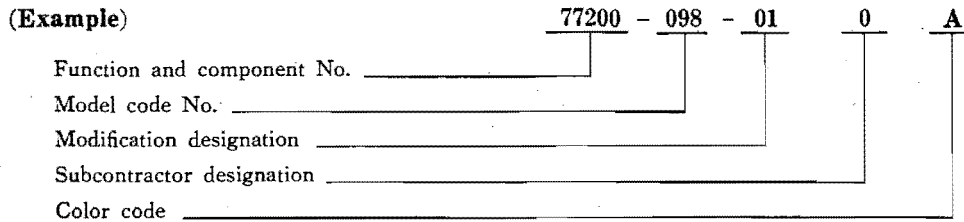
PART NO. INDEX
173 ~ 183

INSTRUCTION FOR USE OF PARTS LIST

DESCRIPTION OF PARTS LIST

1. Make-up of the part number

The following example is the definition of part number.



2. Abbreviations

The abbreviations used in this parts list are as follows.

ASSY. Assembly	KPH Kilometers per hour
COMP. Complete	MPH Miles per hour
R. Right	L (100L) Link (100 Links)
L. Left	A.C. Alternating current
STD. Standard	D.C. Direct current
MM Millimeter	IN. Inlet
G Gram	EX. Exhaust
T (22T) Tooth (22 Teeth)	FR. Front
A Ampere	RR. Rear
V Volt	HEX. Hexagonal
W Watt	

3. Dimensions

All dimensions are in millimeters except for the steel balls and wheels.

Parts	Example	Interpretation
Bolt (Screw)	6×12	6 mm diameter, 12 mm length
Pin	8×14	8 mm diameter, 14 mm length
O-ring	9.5×1.6	9.5 mm diameter, 1.6 mm thickness
Oil seal	14×24×5	14 mm inside diameter, 24 mm outside diameter, 5 mm thickness
Tube	5×130	5 mm inside diameter, 130 mm length

4. Quantity used

In the column "Reqd. No." is shown the quantity of parts used in the respective group.

Parts with quantities in () represent optional parts.

Part whose required number is "N", is part whose required number can be selected at need.

5. The part number described under the part description superseded the part number ahead.

6. Models, area codes and applicable serial numbers

Models, area codes and applicable serial Nos. given in this parts list can be identified as follows.

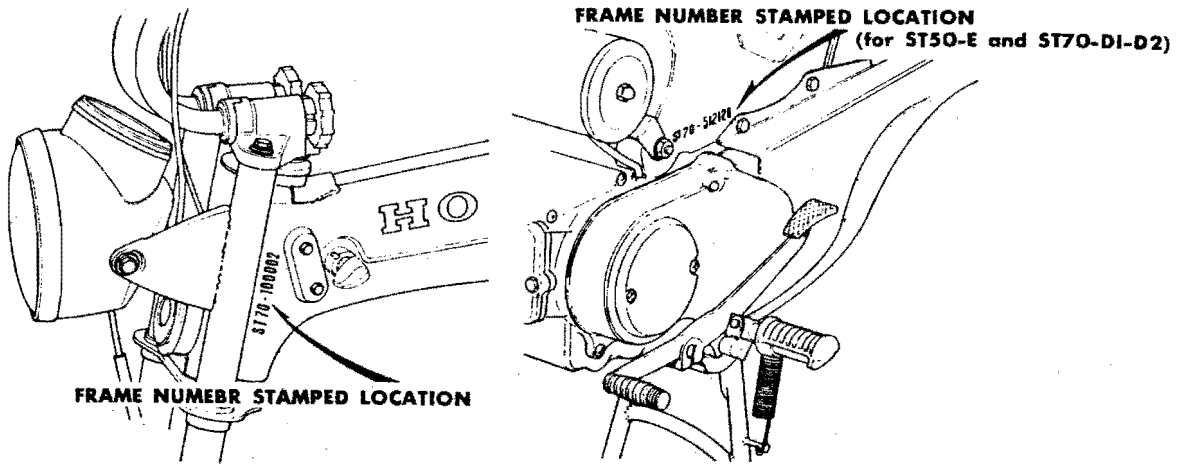
Parts with area codes are exclusive for models destined for countries designated.

If no area codes are listed, parts are for common use.

If there is a production change to a part, the frame serial number to which this part become effective will be indicated in the "Serial No." column. However, in case the part is used from the initial serial number, its applicable serial number is not shown. The applicable serial number for models are as follows.

Model	Area code	Type	Applicable frame serial No.
ST 50	B	Belgium	ST 50-507263 ~549638
	DE	Denmark	ST 50-539852 ~542851
	E	England	ST 50-111528 ~142013
	ED	European direct sales	ST 50-141894 ~546507
	G	Germany	ST 50-117883 ~149244
	G2	Germany type II	ST 50G-100001 ~118618
ST 50K3	N	Norway	ST 50-148001 ~149454
	B	Belgium	ST 50-6122733~
	DE	Denmark	ST 50- *
ST 70	G	Germany	ST 50-6120723~
	D1	General export type I	ST 70-108801 ~147204
	D2	General export type II	ST 70-505971 ~570698
	E	England	ST 70-137314 ~152908
	F	France	ST 70-512301 ~570943
	G	Germany	ST 70-124287 ~141623
	G2	Germany type II	ST 70-140864 ~153068
U	Australia	ST 70-124787 ~144323	
ST 70K3	D	General export	ST 70-6106893~
	E	England	ST 70-6106173~
	F	France	ST 70-6106183~
	G	Germany	ST 70-6106193~
	SA	South Africa	ST 70-6116397~

7. Location of stamped serial number




8. Color code


The color code at the end of the part number indicates the color. Codes below ZA in alphabetical order (such as ZA, ZB, ZC, etc.) do not indicate the color directly, but reference must be made to the HONDA code given in the "Description" column of this parts list.

Color code		Color description
Parts code	HONDA code	
A		White
AU	NH-35M	Cloud silver metallic
B		Black
CM	R-4C	Candy ruby red
CN	PB-3C	Candy sapphire blue
CQ	Y-2C	Candy gold
LS	Y-1C-S	Candy yellow special
NE	G-31	Mighty green
NL	PB-5C-S	Candy riviera blue special
NU	YR-26	Shiny orange
WF	NH-24	Ceramic white
XW		Chrome
	A-07	Specified blue
	A-08	Specified yellow
	NH-45	Zero black
A		Black (leather)
CB		Vase green & Black (leather)

9. This parts list is compiled as of April 1, 1980.



ST50 • ST70 (Down-Swept)



ST50 • ST70 (Up-Swept)

CONTENTS

ENGINE GROUP

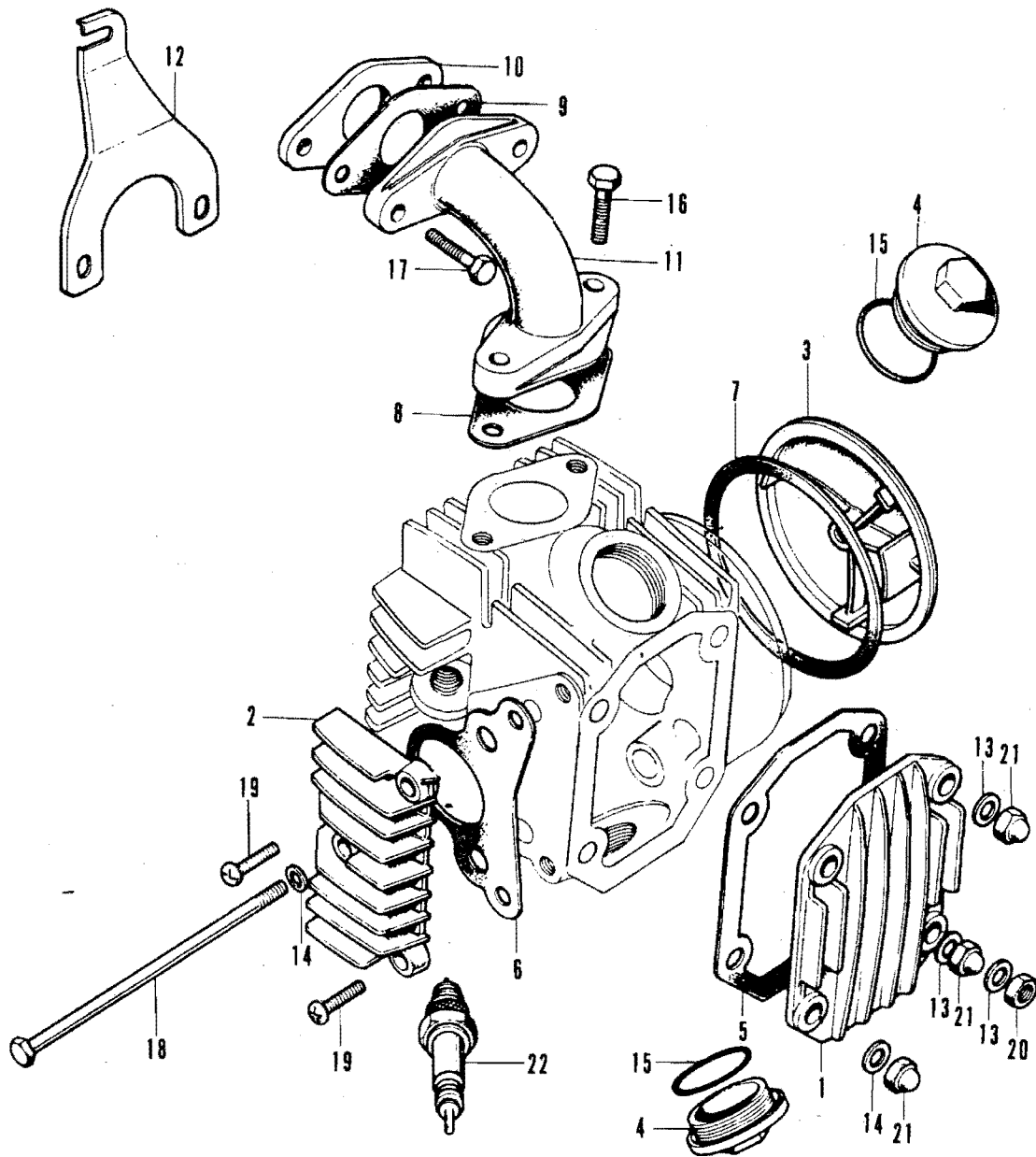
E- 1	Cylinder head cover • Inlet pipe • Spark plug	8
E- 2	Cylinder • Cylinder head	10
E- 3	Camshaft • Valve	12
E- 4	Cam chain tensioner	14
E- 5	Right crankcase cover	18
E- 6	Clutch	20
E- 7	Left crankcase cover • Dynamo	26
E- 8	Crankshaft • Piston	32
E- 9	Gear shift drum	36
E-10	Transmission	40
E-11	Kick starter	42
E-12	Crankcase • Oil pump	44
E-13	Carburetor	46

FRAME GROUP

F- 1	Steering handle.....	50
F- 2	Front fork • Front fender (B, DE and F)	58
F- 2-1	Front fork • Front fender (E)	60
F- 2-2	Front fork • Front fender (ED, G2, G and N)	62
F- 2-3	Front fork • Front fender (D1 and U)	64
F- 2-4	Front fork • Front fender (D2, D and SA).....	66
F- 3	Head pipe knob (D1 and U)	68
F- 4	Front cushion	70
F- 5	Front wheel	72
F- 6	Seat • Air cleaner.....	76
F- 7	Fuel tank	80
E- 8	Exhaust muffler (Down-swept).....	86
F- 8-1	Exhaust muffler (Up-swept)	88
F- 9	Rear wheel.....	92
F-10	Rear cushion (D1, E, ED, G2, G, N and U).....	98
F-10-1	Rear cushion (B, D2, D, DE, F and SA).....	100
F-11	Rear fork • Chain case	104
F-12	Brake pedal • Main stand (D1, E, ED, N, U and ST70-G)	110
F-12-1	Brake pedal • Main stand (B,D2,D,DE,F,G2,SA,ST50-G and ST70K3-G)	114

F-13	Rear fender	118
F-14	Headlight • Speedometer (B, DE and F)	120
F-14-1	Headlight • Speedometer (ST50-E).....	122
F-14-2	Headlight • Speedometer (ED, G and N).....	124
F-14-3	Headlight • Speedometer (ST70-E).....	126
F-14-4	Headlight • Speedometer (D1, D2, D, SA and U).....	128
F-14-5	Headlight • Speedometer (ST50-G2 and ST50K3-G).....	130
F-14-6	Headlight • Speedometer (ST70-G2 and ST70K3-G).....	132
F-15	Taillight (B, D1, D2, D, DE, F, SA and U).....	134
F-15-1	Taillight (ST50-E)	136
F-15-2	Taillight (ED and N).....	138
F-15-3	Taillight (G2 and G)	140
F-15-4	Taillight (ST70-E)	142
F-16	Winker (B, D1, D2, D, DE, F, SA and U)	144
F-16-1	Winker (ST70-G2 and ST70K3-G).....	148
F-17	Wire harness • Battery	150
F-18	Frame body • Emblem	156
F-19	Change pedal • Kick arm	168
F-20	Tool set	170
	Part number index	173

E-1 Cylinder head cover • Inlet pipe • Spark plug



B098-2

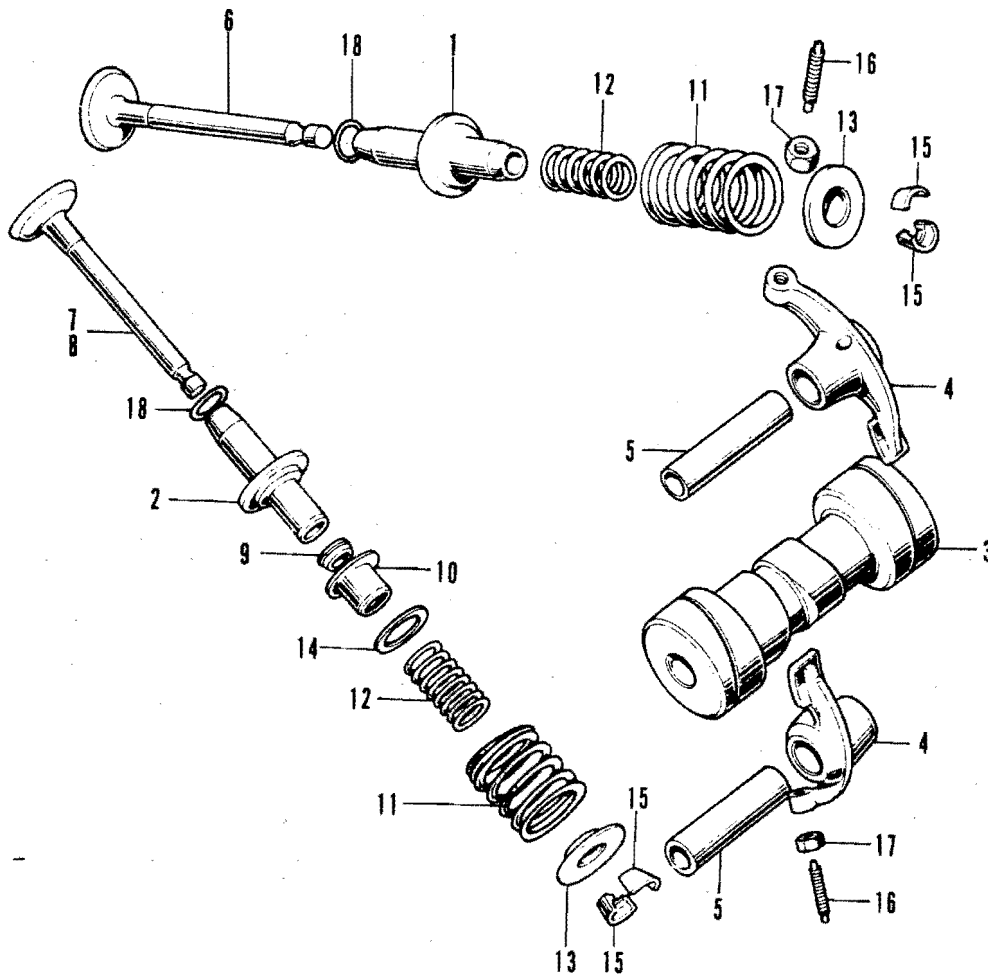
E-1 Cylinder head cover • Inlet pipe • Spark plug

Ref. No.	Part No.	Description	Reqd. No.				Serial No.	Area code
			ST 50	ST K3	ST 70	ST K3		
1	12301-035-000	COVER, CYLINDER HEAD	1	1	1	1		
2	12331-035-000	COVER, R. CYLINDER HEAD SIDE	1	1	1	1		
3	12341-035-000	COVER, L. CYLINDER HEAD SIDE	1	1	1	1		
4	12361-035-000	CAP, TAPPET ADJUSTING HOLE	2	2	2	2		
5	12391-035-000	GASKET, CYLINDER HEAD COVER	1	1	1	1		
6	12394-035-000	GASKET, F. CYLINDER HEAD SIDE COVER	1	1	1	1		
7	12395-035-000	GASKET, L. CYLINDER HEAD SIDE COVER	1	1	1	1		
8	16201-041-000	GASKET, INSULATOR	1	1			B,DE,E,ED,32,3	
	17119-035-000	GASKET, IN. PIPE			1	1		
	17119-065-740	GASKET, IN. PIPE	1				N	
9	16201-098-000	GASKET, INSULATOR	1	1	1	1		
10	16211-098-000	INSULATOR, CARBURETOR	1	1	1	1		
11	17111-045-710	PIPE, IN.	1	1			B,DE,E,ED,32,3	
	17111-098-000	PIPE, IN.			1	1		
	17111-120-690	PIPE, IN.	1				N	
12	17928-045-000	STAY, THROTTLE CABLE GUIDE				1	D1	
13	90442-035-000	WASHER, SEALING, 6MM	3	3	3	3		
14	90443-035-000	WASHER A, SEALING, 6MM	2	2	2	2		
15	91302-001-020	O-RING, 30.8MM	2	2	2	2		
16	92000-06020	BOLT, HEX., 6X20	2	2	2	2		
17	92000-06025	BOLT, HEX., 6X25	2	2	2	2		
18	92000-06112	BOLT, HEX., 6X112	1	1	1	1		
19	93500-06018	SCREW, PAN, 6X18	2	2	2	2		
20	94001-0600C	NUT, HEX., 6MM	1	1	1	1		
21	94021-06000	NUT, CAP, 6MM	3	3	3	3		
22	98056-56711	PLUG, SPARK (C-6H NGK)	1	1				
	98056-56721	PLUG, SPARK (U20FS ND)	1	1				
	98056-57711	PLUG, SPARK (C-7HS NGK)			1	1		
	98056-57722	PLUG, SPARK (U22FS ND)			1	1		

E-2 Cylinder • Cylinder head

Ref. No.	Part No.	Description	Reqd. No.				Serial No.	Area code
			ST 50	ST 70	ST K3	ST K3		
1	12101-041-030	CYLINDER COMP.	1	1		6150442		
	12101-087-000	CYLINDER COMP.		1	1	6113512		
	12101-041-040	CYLINDER COMP.	1			6150443		
	12101-087-010	CYLINDER COMP.			1	6113513		
2	12191-035-020	WASKET, CYLINDER 12191-118-670	1	1				
	12191-118-670	WASKET, CYLINDER	1	1	1	1		
2	12200-C41-C2C	HEAD COMP., CYLINDER 12200-041-030	1			101300	32	
			1			149294	ED	
			1			539851	B, E, 3	
	12200-065-780	HEAD COMP., CYLINDER 12200-065-781	1			149294	N	
	12200-120-700	HEAD COMP., CYLINDER	1	1			DE	
	12200-041-030	HEAD COMP., CYLINDER	1			101301	32	
			1			149295	ED	
			1			539852	B, E, 3	
				1				
	12200-065-781	HEAD COMP., CYLINDER	1			149295	N	
4	12200-C87-000	HEAD COMP., CYLINDER 12200-087-305		1		142523	D1, E, 32, U	
				1		552322	D2, F, 3	
				1				
	12200-087-010	HEAD COMP., CYLINDER	1			142524	D1, E, 32, U	
			1		1	552323	D2, F, 3	
						6107692	D, E, F, 3	
	12200-C87-710	HEAD COMP., CYLINDER			1	6107693	D, E, F, 3	
					1		SA	
5	12251-036-010	WASKET, CYLINDER HEAD	1			148210	ED, 3	
			1			538745	B, E	
			1					
	12251-065-740	WASKET, CYLINDER HEAD	1			148211	ED, 3	
			1			538746	B, E	
				1			DE, 32, N	
				1			B, 3	
6	12251-087-000	WASKET, CYLINDER HEAD		1		140433	D1, E, 3, U	
				1		550097	D2, F, 3	
	12251-111-730	WASKET, CYLINDER HEAD		1		140434	D1, E, 3, U	
				1		550098	D2, F, 3	
				1			32	
					1			
7	32906-061-000	CLIP, HIGH TENSION CORD	1	1	1	1		
9	90033-041-000	BOLT, STUD, 6X32		2	2	2		
	92700-06032	BOLT, STUD, 6X32		2				
9	90082-035-000	BOLT, HS, 6MM	2	2	2	2		
10	91303-035-000	PACKING, RUBBER, 16MM	2	2	2	2		
11	91306-035-000	WASKET, RUBBER, 7.5MM	1	1	1	1		
12	93500-06020	SCREW, PAN, 6X20	1	1	1	1		
13	94301-C8120	PIN A, DWEL, 8X12	2	2	2	2		
14	94301-08140	PIN A, DWEL, 8X14	2	2	2	2		

E-3 Camshaft • Valve

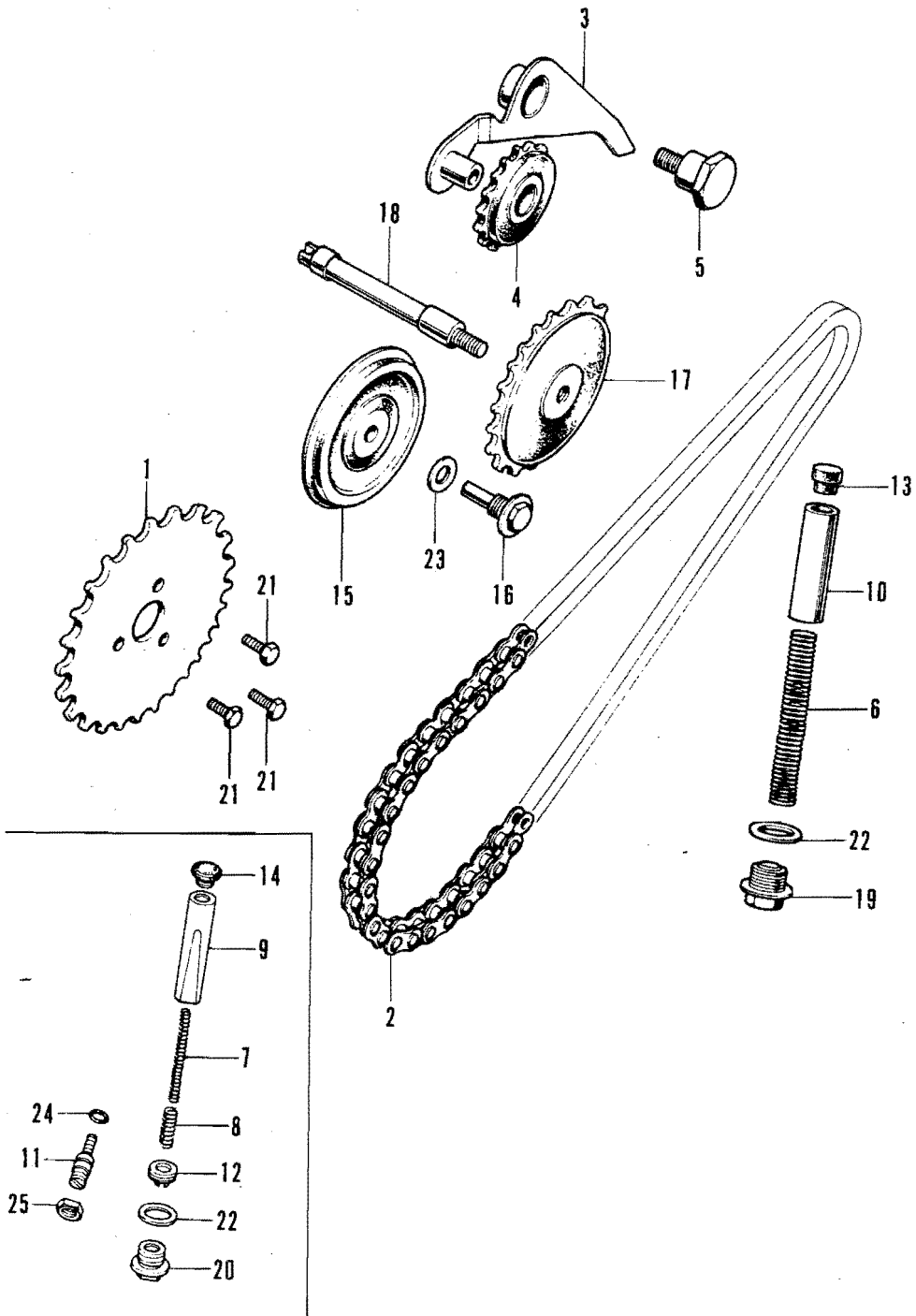


B098-4

E-3 Camshaft - Valve

Ref. No.	Part No.	Description	Reqd. No.				Serial No.	Area code
			ST 50	ST 70	ST K3	ST K3		
1	12021-035-811	GUIDE, IN. VALVE	1	1	1	1		
2	12023-051-310	GUIDE, EX. VALVE 12023-051-320	1				101300 32 149294 ED,N 539851 B E,;	
	12023-051-320	GUIDE, EX. VALVE	1		1		142523 01,E,32,U 552322 02,F	
			1			101301 32 149295 ED,N 539852 B DE		
			1	1	1		8,D,E,F,;SA 142524 01,E,32,U 552323 02,F	
3	14101-041-020	CAMSHAFT	1	1	1	1		
4	14431-035-000	ARM, VALVE ROCKER	2	2	2	2		
5	14451-035-000	SHAFT, VALVE ROCKER ARM	2	2	2	2		
5	14711-036-000	VALVE, IN.	1	1				
	14711-087-000	VALVE, IN.			1		6107692 D,E,F,;	
	14711-087-710	VALVE, IN.			1	6107693	D,E,F,;SA	
7	14721-036-000	VALVE, EX.	1				101300 32 149294 ED,N 539851 B E,;	
	14721-036-010	VALVE, EX.	1			101301 32 149295 ED,N 539852 B DE B,;		
8	14721-087-000	VALVE, EX. 14721-087-C10			1		142523 01,E,32,U 552322 02,F ;	
	14721-087-010	VALVE, EX.			1	142524 01,E,32,U 552323 02,F	6107692 D,E,F,;	
	14721-087-710	VALVE, EX.			1	6107693	D,E,F,;SA	
9	14730-028-013	SEAL, VALVE STEM	1	1	1	1		
10	14731-028-000	CAP, VALVE STEM SEAL	1	1	1	1		
11	14751-035-600	SPRING, VALVE OUTER	2	2	2	2		
12	14761-035-000	SPRING, VALVE INNER	2	2	2	2		
13	14771-035-600	RETAINER, VALVE SPRING	2	2	2	2		
14	14776-028-000	SEAT, VALVE SPRING INNER	1	1	1	1		
15	14781-001-010	COTTER, VALVE	4	4	4	4		
16	90012-200-000	SCREW, TAPPET ADJUSTING	2	2	2	2		
17	90206-001-000	NUT, TAPPET ADJUSTING	2	2	2	2		
18	91306-028-000	O-RING, 9.5X1.6	2	2	2	2		

E-4 Cam chain tensioner

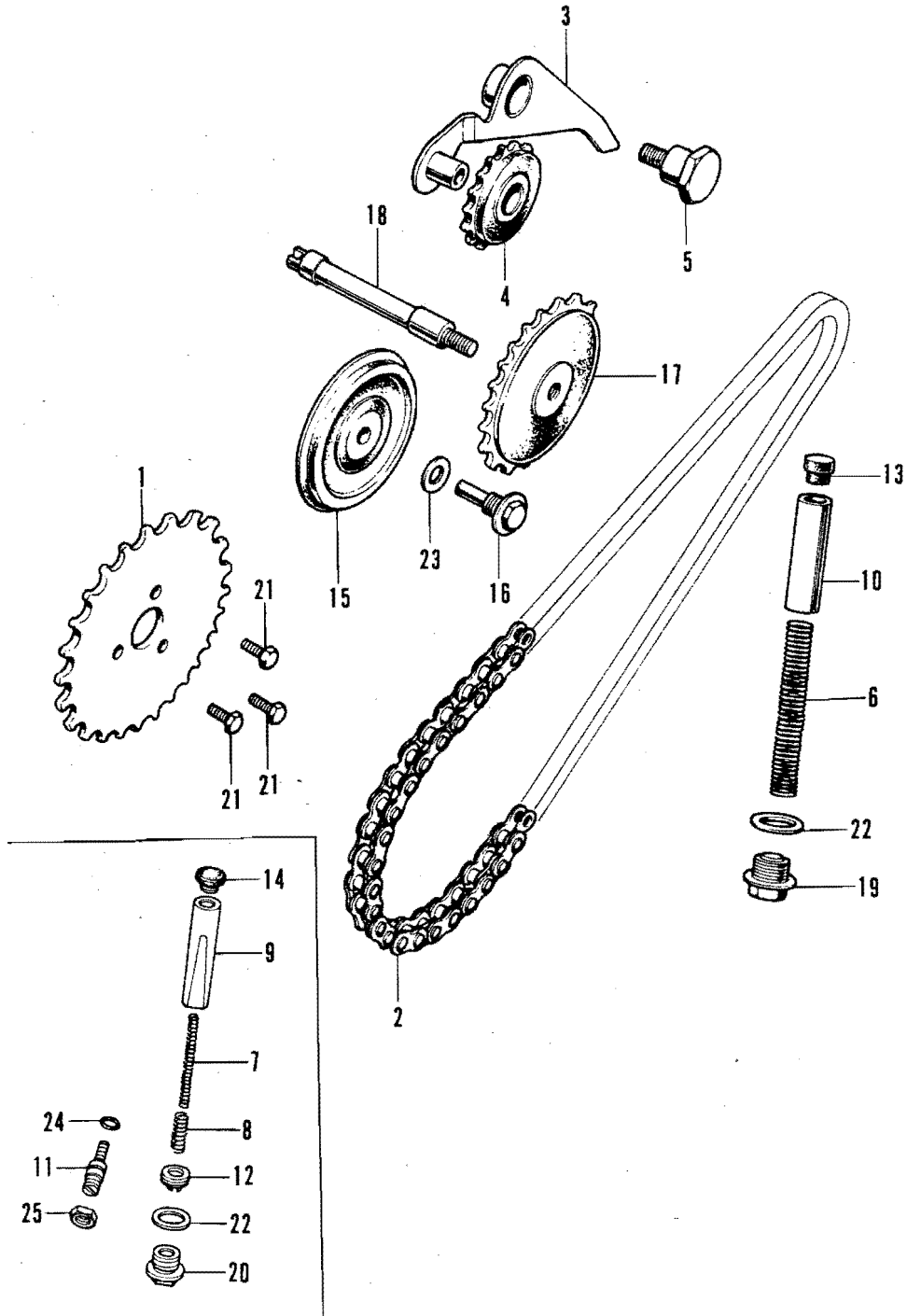


B098-5A

E-4 Cam chain tensioner

Ref. No.	Part No.	Description	Reqd. No.				Serial No.	Area code
			ST 50	ST 70	ST K3	ST K3		
1	14321-035-010	SPROCKET, CAM (28T)	1	1	1	1		
2	14401-035-005	CHAIN, CAM (82L TAKASAGO)	1	1	1	1		
2	14500-035-C10	ARM COMP., CAM CHAIN TENSIONER	1	1	1	1		
4	14502-035-010	ROLLER, CAM CHAIN TENSIONER 14502-086-000	1		1		8, D1, D2, DE, E, ED, F, J, N, U	
	14502-086-000	ROLLER, CAM CHAIN TENSIONER	1	1	1	1		
5	14531-035-000	PIVOT, CAM CHAIN TENSIONER	1	1	1	1		
6	14541-035-010	SPRING, CAM CHAIN TENSIONER	1 1 1 1				149369 ED 539351 B E J 143383 D1, E, U 552702 D2, F	
7	14541-086-010	SPRING A, CAM CHAIN TENSIONER	1 1 1 1	1 1	1 1	1 1	149370 ED 539352 B DE, J2, N 8, D, E, F, J, SA 143384 D1, E, U 552703 D2, F	
9	14542-086-000	SPRING B, CAM CHAIN TENSIONER	1 1 1 1	1 1	1 1	1 1	149370 ED 539352 B DE, J2, N 8, D, E, F, J, SA 143384 D1, E, U 552703 D2, F	
9	14550-086-010	ROD COMP., CAM CHAIN TENSIONER PUSH	1 1 1 1	1 1	1 1	1 1	149370 ED 539352 B DE, J2, N 8, D, E, F, J, SA 143384 D1, E, U 552703 D2, F	
10	14551-035-020	ROD, CAM CHAIN TENSIONER PUSH	1 1 1 1				149369 ED 539351 B E J 143383 D1, E, U 552702 D2, F	
11	14561-086-010	BOLT, CAM CHAIN TENSIONER ADJUSTING	1 1 1 1	1 1	1 1	1 1	149370 ED 539352 B DE, J2, N 8, D, E, F, J, SA 143384 D1, E, U 552703 D2, F	
12	14562-086-000	BOLT B, CAM CHAIN TENSIONER ADJUSTING	1 1 1 1	1 1	1 1	1 1	149370 ED 539352 B DE, J2, N 8, D, E, F, J, SA 143384 D1, E, U 552703 D2, F	
13	14566-035-000	RUBBER, CAM CHAIN TENSIONER PUSH ROD HEAD	1 1 1 1				149369 ED 539351 B E J 143383 D1, E, U 552702 D2, F	
14	14566-086-030	HEAD, CAM CHAIN TENSIONER PUSH ROD	1 1 1 1	1 1	1 1	1 1	149370 ED 539352 B DE, J2, N 8, D, E, F, J, SA 143384 D1, E, U 552703 D2, F	

E-4 Cam chain tensioner

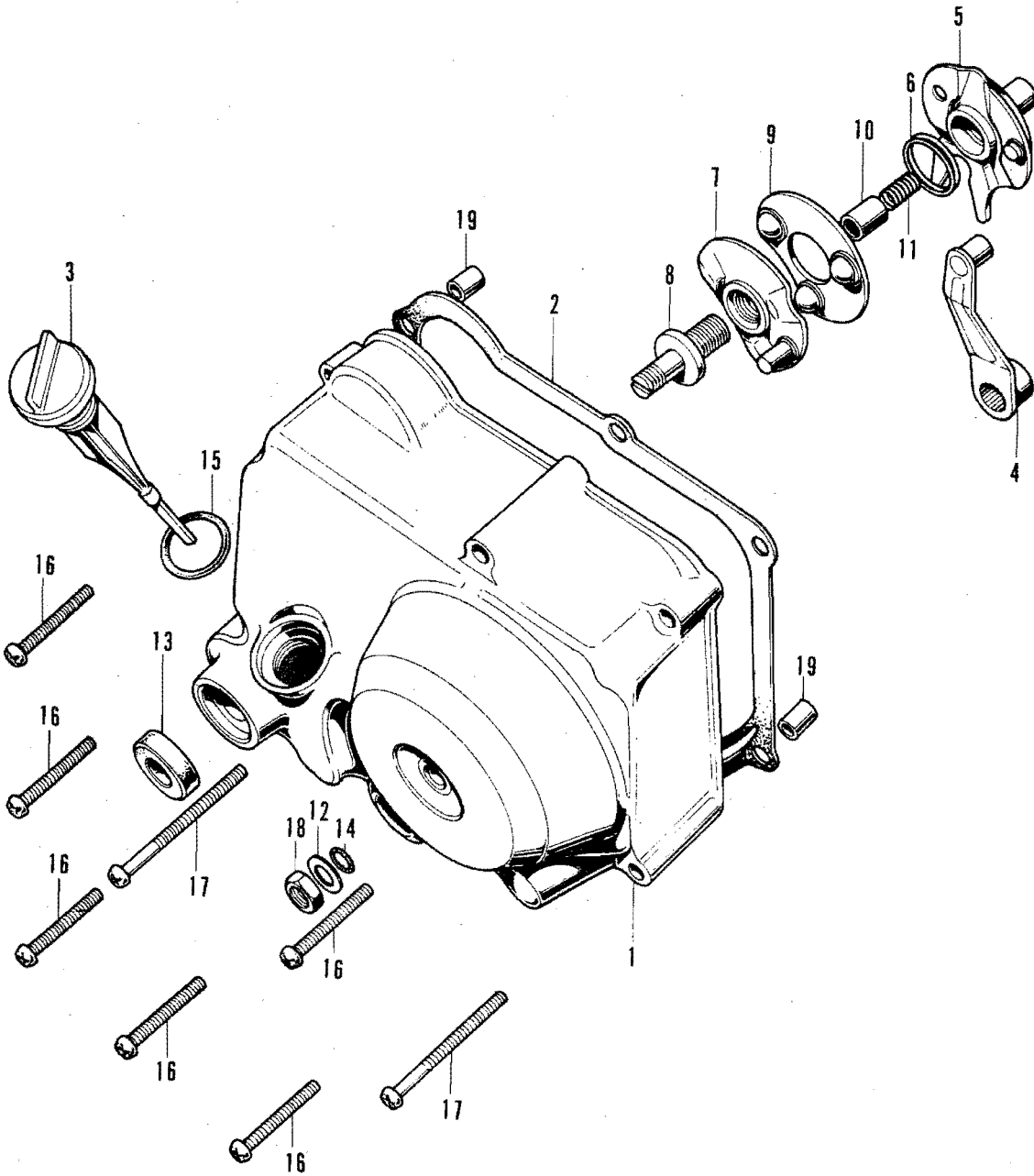


8098-5A

E-4 Cam chain tensioner

Ref. No.	Part No.	Description	Reqd. No.				Serial No.	Area code
			ST 50	ST K3	ST 70	ST K3		
15	14610-035-010 14610-086-000	ROLLER COMP., CAM CHAIN GUIDE	1	1			B, D1, D2, DE, E, ED, F, J, N, U	
	14610-086-000	ROLLER COMP., CAM CHAIN GUIDE	1	1	1	1		
16	14615-035-000	PIN, CAM CHAIN GUIDE ROLLER	1	1	1	1		
17	14670-035-030	SPROCKET, CAM CHAIN GUIDE	1	1	1	1		
18	14675-035-060	SPINDLE, CAM CHAIN GUIDE SPROCKET	1	1	1	1		
19	90081-035-000	BOLT, SEALING, 14MM	1				149369 ED 539351 B	
			1				E	
			1	1			143383 D1, E, U	
			1				552702 D2, F	
20	90081-086-000	BOLT, SEALING, 14MM	1				149370 ED 539352 B	
			1	1	1	1	DE, J2, N	
				1	1		B, D, E, F, J, SA	
				1			143384 D1, E, U	
				1			552703 D2, F	
21	90083-035-010	BOLT, KNOCK, 5MM	3	3	3	3		
22	90441-035-000	WASHER, SEALING, 14MM	1	1	1	1		
23	90481-035-000	WASHER, 8MM	1	1	1	1		
24	91301-216-000	O-RING, 5.5X1.5	1				149370 ED 539352 B	
			1	1	1		DE, J2, N	
				1	1		B, D, E, F, J, SA	
				1			143384 D1, E, U	
				1			552703 D2, F	
25	94001-08000-05	NUT, HEX., 8MM	1				149370 ED 539352 B	
			1	1	1		DE, J2, N	
				1	1		B, D, E, F, J, SA	
				1			143384 D1, E, U	
				1			552703 D2, F	

E-5 Right crankcase cover

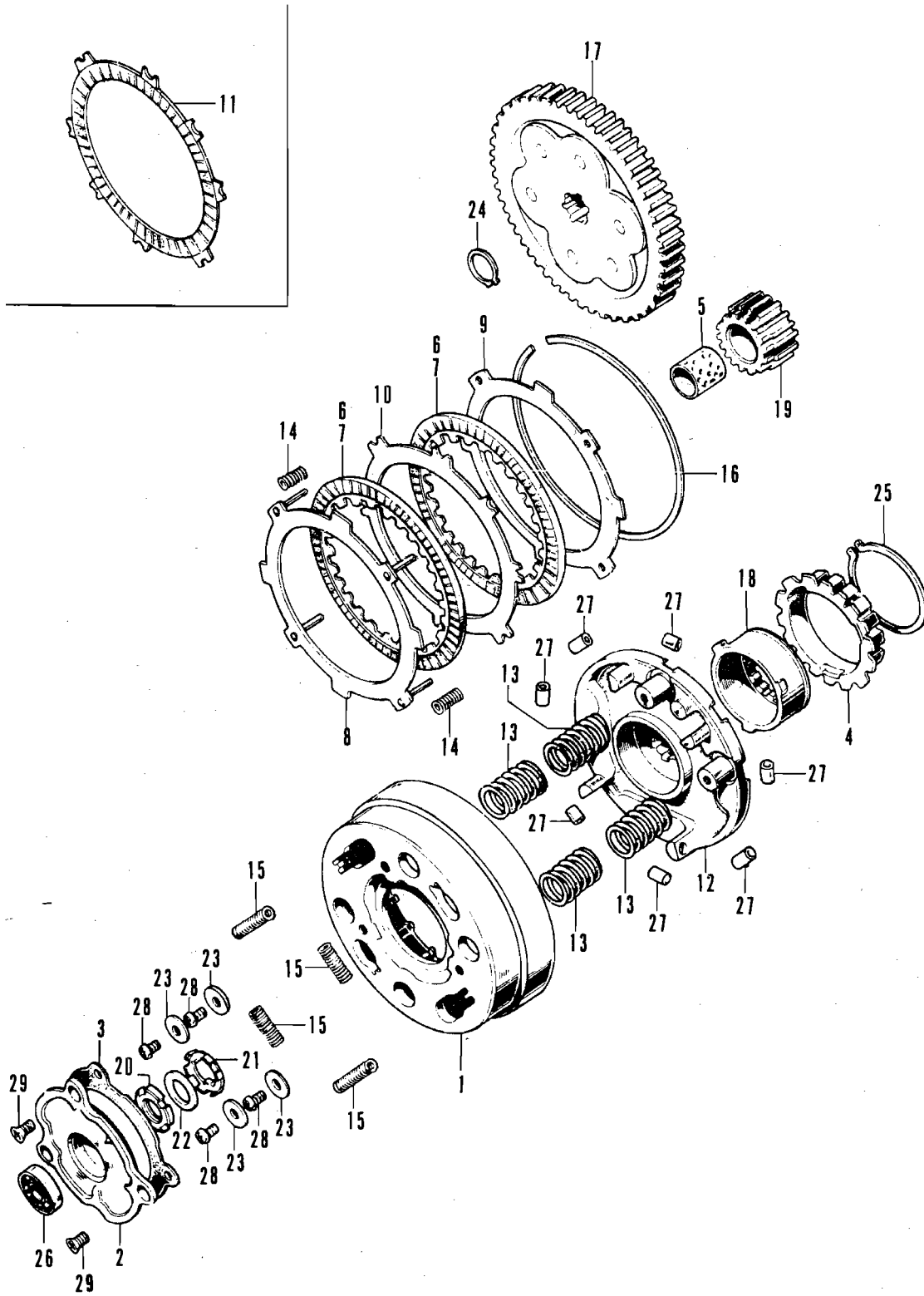


3098-6

E-5 Right crankcase cover

Ref. No.	Part No.	Description	Reqd. No.				Serial No.	Area code
			ST 50	K3	ST 70	K3		
1	11330-C45-C10	COVER COMP., R. CRANKCASE	1	1	1	1	D1, D2, D, E, ED, F, J2, G, N, SA, U	
2	11394-035-010	BASKET, R. CRANKCASE COVER	1	1	1	1		
3	15650-051-690	GAUGE, OIL LEVEL	1				149374 ED 539351 B, E, J2	
			1	1	1		143223 D1, E, U 552372 D2, F	
	15650-098-730	GAUGE, OIL LEVEL	1				149375 ED 539352 B, DE, N, B, D, E, F, SA	
			1	1	1		143224 D1, E, U 552373 D2, F, J2	
4	22811-040-020	LEVER, CLUTCH	1	1	1	1		
5	22820-046-000	PLATE, CLUTCH CAM	1				149294 ED, N 539351 B, E, J2	
			1		1		142523 D1, E, J2, U 552322 D2, F	
	22820-918-000	PLATE COMP., CLUTCH CAM	1				149295 ED, N 539352 B, DE, J2, B, D, E, F, G, SA	
			1	1	1		142524 D1, E, J2, U 552323 D2, F	
6	22825-046-000	SPRING, CAM PLATE SIDE	1	1	1	1		
7	22830-041-000	PLATE COMP., CLUTCH LIFTER	1	1	1	1		
8	22846-040-C10	BOLT, CLUTCH ADJUSTING	1	1	1	1		
9	22860-041-000	RETAINER, CLUTCH BALL	1				116298 J2 549309 B, DE, D1, ED, J, N, U	
			1		1		152528 E, J2 570148 D2, F	
	22860-046-000	RETAINER, CLUTCH BALL	1				116299 J2 549310 B, DE	
			1	1	1		152529 E, J2 570149 D2, F	
10	25551-C40-C07	THROUGH, OIL	1				149294 ED, N 539351 B, E, J2	
			1		1		142523 D1, E, J2, U 552322 D2, F	
	25551-918-000	THROUGH, OIL	1				149295 ED, N 539352 B, DE, J2, B, D, E, F, G, SA	
			1	1	1		142524 D1, E, J2, U 552323 D2, F	
11	25555-065-000	SPRING, OIL THROUGH	1	1	1	1		
12	90485-040-000	WASHER, 8MM	1	1	1	1		
13	91202-216-000	OIL SEAL, 14X24X5	1	1	1	1		
14	91303-001-000	O-RING, 8MM	1	1	1	1		
15	91307-035-000	O-RING, 18X3	1	1	1	1		
16	93500-06038	SCREW, PAN, 6X38	6	6	6	6		
17	93500-06065	SCREW, PAN, 6X65	2	2	2	2		
18	94030-08000	NUT, HEX., 8MM	1	1	1	1		
19	94301-08120	PIN A, DOWEL, 8X12	2	2	2	2		

E-6 Clutch

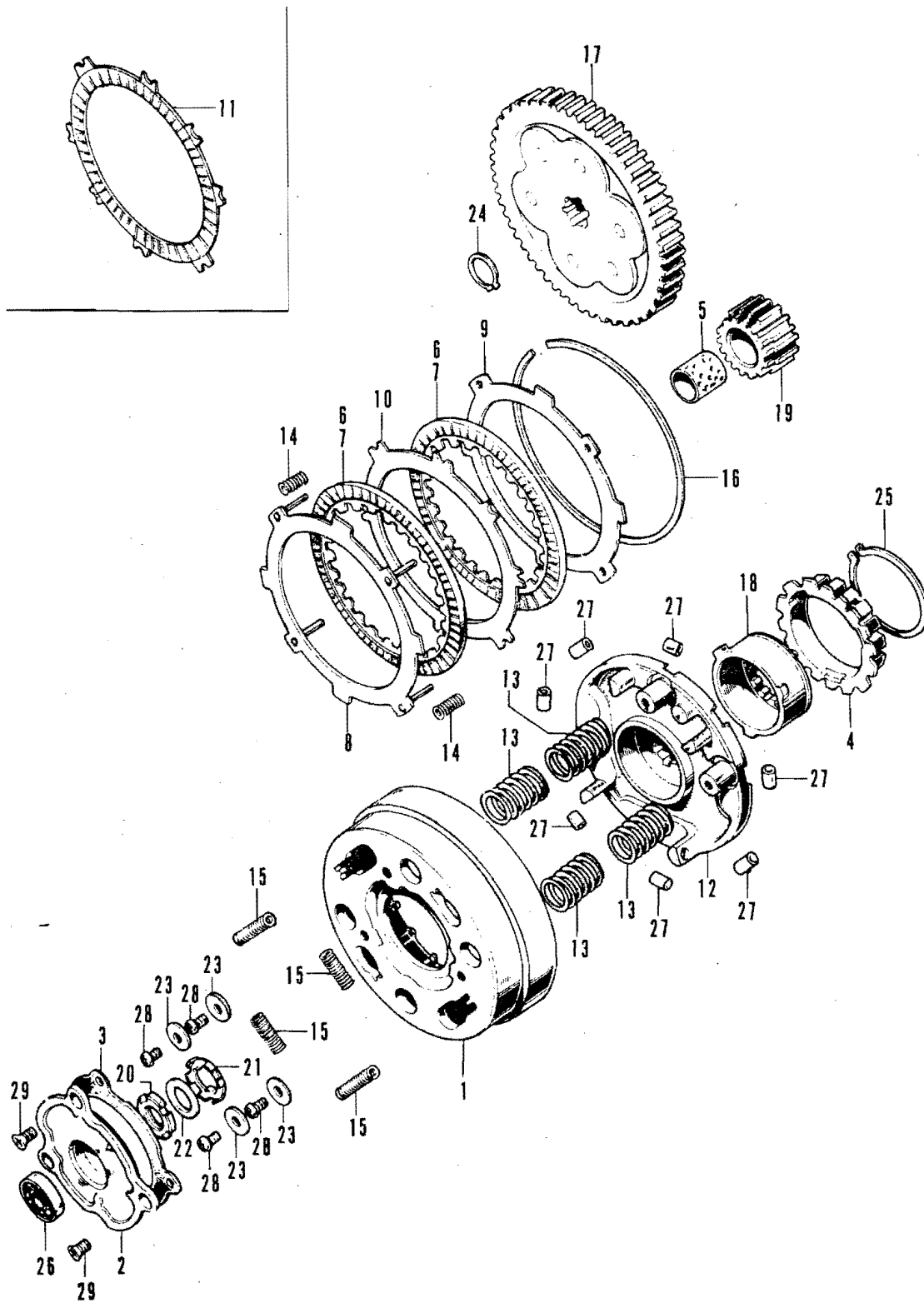


B098-7A

E-6 Clutch

Ref. No.	Part No.	Description	Reqd. No.				Serial No.	Area code
			ST 50	K3	ST 70	K3		
1	22101-040-030	OUTER, CLUTCH	1	1	1	1		
2	22111-040-000	COVER, CLUTCH OUTER	1	1	1	1		
3	22119-040-000	BASKET, CLUTCH OUTER COVER	1	1	1	1		
4	22120-040-020	CENTER, CLUTCH (17T)			1		145489 D1, E, U 556297 D2, F ;	
	22120-040-030	CENTER, CLUTCH (17T)	1	1	1		8, D, DE, E, ED, F, ;, N, SA ;	
5	22131-C35-020	GUIDE, CLUTCH CENTER	1	1	1	1	145490 D1, E, U 556298 D2, F ;	
6	22201-040-000	DISK, CLUTCH FRICTION	2	2			8, DE, E, ED ;	
	22201-086-000	DISK A, CLUTCH FRICTION	2	2			6122585 ;2, N ;	
	22201-087-010	DISK, CLUTCH FRICTION		2	2	X		
	22201-086-010	DISK A, CLUTCH FRICTION		2			6122586 ; ;	
7	22201-087-010	DISK, CLUTCH FRICTION		2			;	
8	22310-041-010	PLATE A, CLUTCH	1	1	1	1		
9	22321-041-000	PLATE B, CLUTCH	1	1	1	1		
10	22331-041-000	PLATE C, CLUTCH	1	1	1	1	8, D1, D2, D, DE, E, ED, F, SA, U ;	
11	22331-086-000	DISK B, CLUTCH FRICTION	1	1	1	1	;	
12	22351-040-070	PLATE, DRIVE		1	1		148299 E 560846 D2, F D1, G, U	
	22351-040-080	PLATE, DRIVE	1				150159 ED 545517 8, DE E, ;	
	22351-086-010	PLATE, DRIVE	1	1	1	1	;	
	22351-120-690	PLATE, DRIVE	1				150160 ED 545518 8, DE N	
				1	1		8, DE E	
				1	1		148300 D2, F 560847 D, E, F, SA	
	22351-120-691	PLATE COMP., DRIVE			1		6114645 D, E, F, SA	
13	22401-040-010	SPRING, CLUTCH	4	4			8, DE, E, ED ;	
	22401-086-020	SPRING, CLUTCH	4	4			;	
	22401-087-000	SPRING, CLUTCH		4	4		;	
	22401-092-010	SPRING, CLUTCH		4	4		D1, D2, D, E, F, SA, U ;	
				4	4		;	

E-6 Clutch

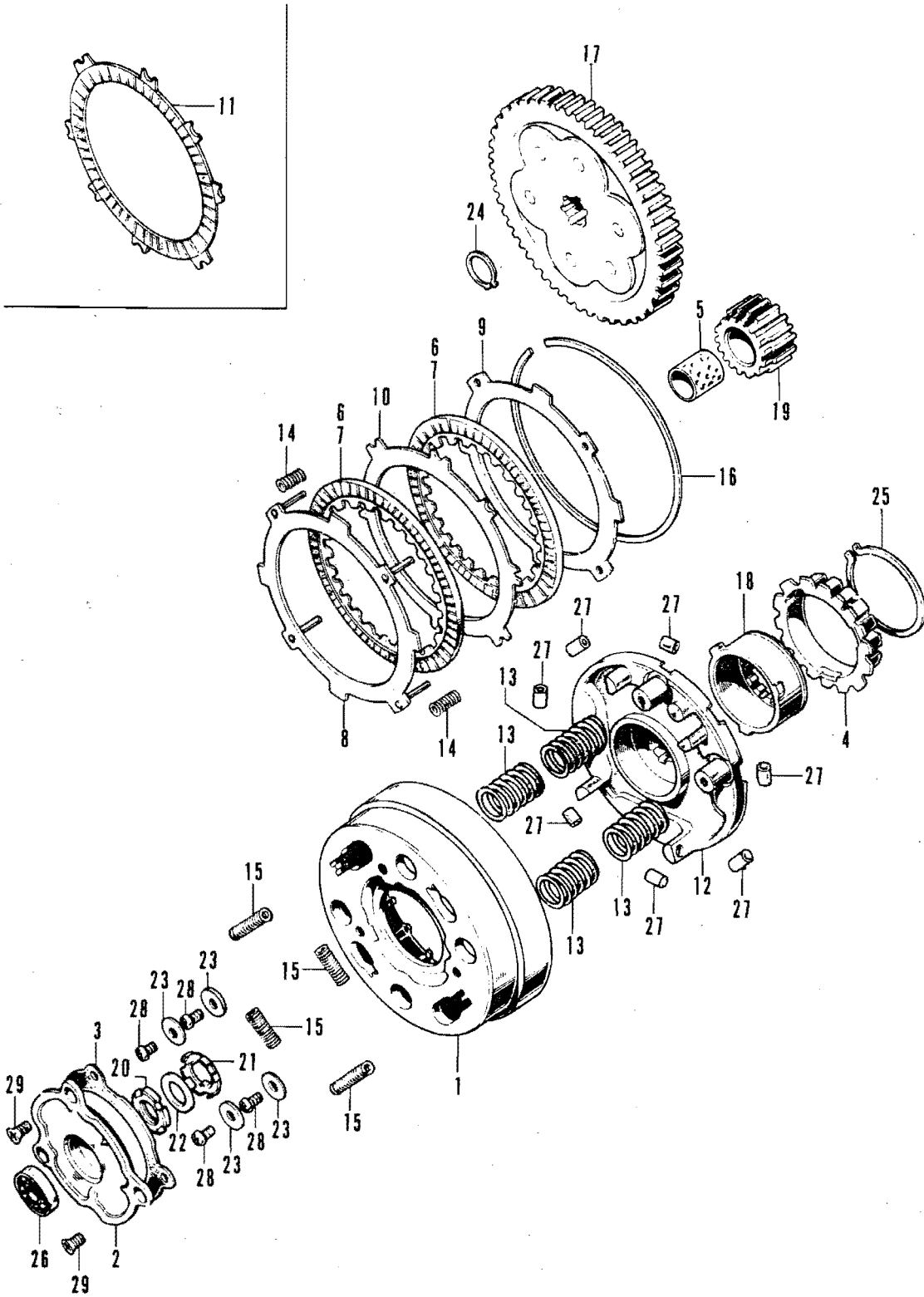


B098-7A

E-6 Clutch

Ref. No.	Part No.	Description	Reqd. No.				Serial No.	Area code
			ST 50	K3 70	ST 70	K3 83		
14	22411-001-010	SPRING, CLUTCH FREE		4	4		D1, D2, D, E, F, SA, U	
	22411-041-000	SPRING, CLUTCH FREE	4	4			B, DE, E, ED	
	22411-086-020	SPRING, CLUTCH FREE	4				2, N	
	22411-092-000	SPRING, CLUTCH FREE		4	4		2	
15	22421-040-000	SPRING, CLUTCH DAMPER	4	4	4	4		
16	22901-001-000	SET RING, 101.5MM	1	1	1	1		
17	23110-036-000	GEAR, PRIMARY DRIVEN (67T) 23110-036-010	1	1			B, D1, D2, E, ED, F, U	
	23110-036-010	GEAR, PRIMARY DRIVEN (67T) 23110-087-000	1	1			B, D1, D2, E, ED, F, U	
	23110-087-000	GEAR, PRIMARY DRIVEN (67T) 23110-098-740	1				ED, ; B E	
			1				143653 D1, E, U 552722 D2, F	
	23110-098-740	GEAR, PRIMARY DRIVEN (67T)	1			149455 539652	ED, G B DE	
			1	1	1		B, D, E, F, SA D1, E, U D2, F	
	23110-086-020	GEAR, PRIMARY DRIVEN (69T)	1	1	1	143654 552723	2 ;	
	23110-098-740	GEAR, PRIMARY DRIVEN (67T)	1				N	
18	23112-041-030	OUTER, DRIVE GEAR (18T)			1		145489 D1, E, U 556297 D2, F	
	23112-086-020	OUTER, DRIVE GEAR (17T)	1	1	1		2 ;	
	23112-041-040	OUTER, DRIVE GEAR (18T)	1	1	1		B, D, DE, E, ED, F, N, SA	
			1		1	145490 556298	D1, E, U D2, F	
19	23120-036-010	GEAR, PRIMARY DRIVE (18T)			1		145489 D1, E, U 556297 D2, F	
	23120-086-020	GEAR, PRIMARY DRIVE (17T)	1	1	1		2 ;	
	23120-041-000	GEAR, PRIMARY DRIVE (18T)	1	1	1		B, D, DE, E, ED, F, N, SA	
			1		1	145490 556298	D1, E, U D2, F	
20	90231-041-000	NUT, LOCK, 14MM	1				150159 ED 545517 B, DE E, ;	
	90231-087-000	NUT, LOCK, 14MM	1			150160 545518	ED B, DE 2, N B, D1, D2, D, DE, E, F, ;, SA, U	

E-6 Clutch

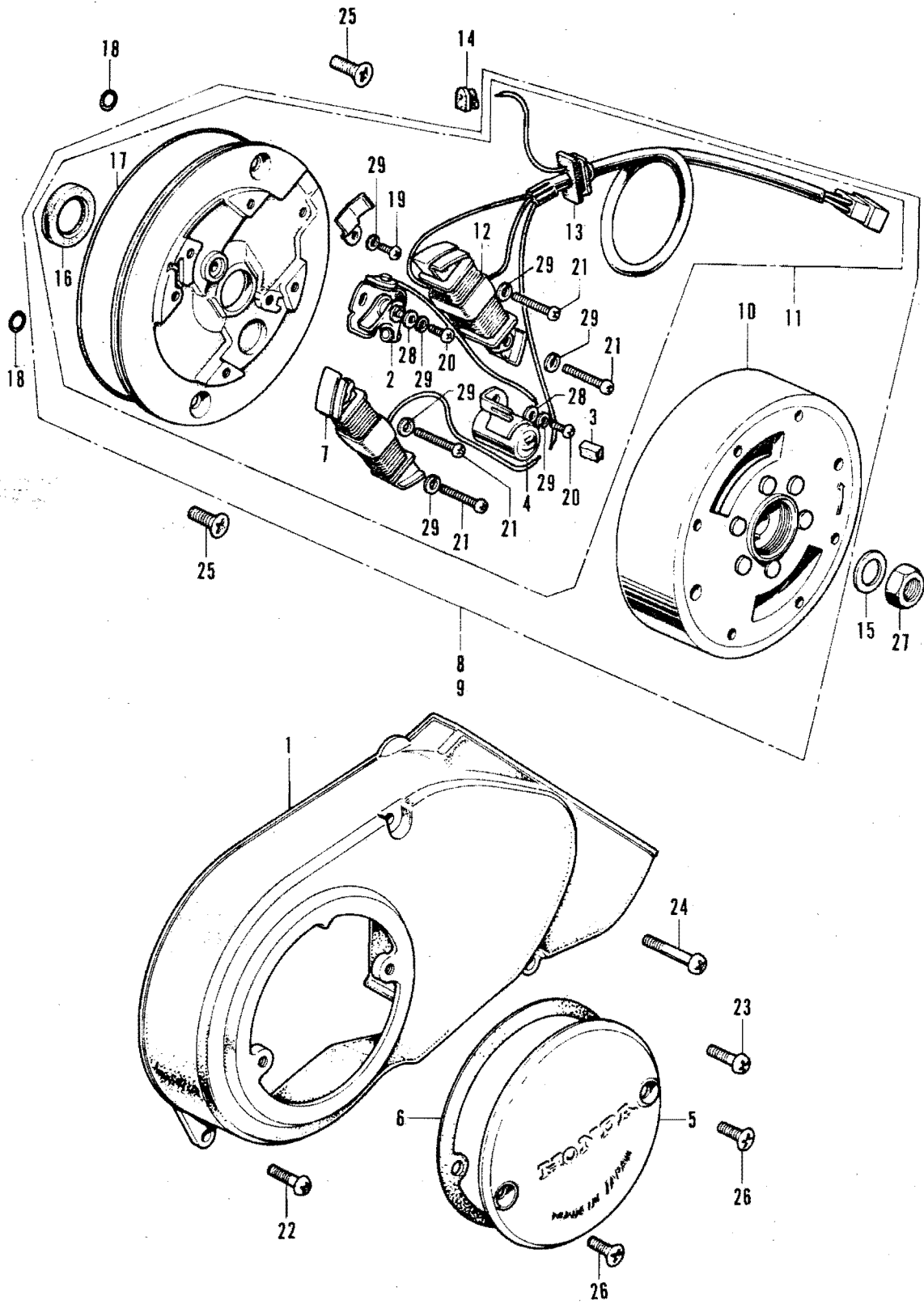


B098-7A

E-6 Clutch

Ref. No.	Part No.	Description	Reqd. No.				Serial No.	Area code
			ST 50	K3 70	ST 70	K3		
21	90431-001-000	WASHER, LOCK, 14MM	1				150159 545517	ED B, DE E, 3
	90431-087-000	WASHER, LOCK, 14MM			1			D1, D2, E, F, 3, U
	90431-086-000	WASHER, LOCK, 14MM	1				150160 545518	ED B, DE 3, N
			1	1	1	1		B, D1, D2, D, DE, E, F, 3, SA, U
22	90432-086-000	WASHER B, LOCK	1				150160 545518	ED B, DE 3, N
			1	1				
				1	1		148300 560847	E D2, F
23	90483-040-000	WASHER, STOPPER, 14MM	4		4	4		
	90483-041-000	WASHER, STOPPER			4			
24	90601-001-000	CIR CLIP, 17MM	1	1	1	1		
25	90602-041-000	CIR CLIP, 45MM			1		145489 556297	D1, E, U D2, F 3
26	91002-001-000	BEARING, RADIAL BALL, 6000	1		1			B, D1, D2, DE, E, ED, F, 3, N, U
	96100-60000	BEARING, RADIAL BALL, 6000	1	1	1	1		
27	91101-039-000	ROLLER, 8X10			8	8		3, 2
	91102-041-000	ROLLER, 8X10	8	8	8	8		B, D1, D2, D, DE, E, ED, F, SA, U
	91102-086-000	ROLLER, 8X10	8					3, 2, N
28	93500-05008-0A	SCREW, PAN, 5X8	4				150159 545517	ED B, DE D1, D2, D, F, N, SA, U 3, 2
			4		4	4		
			4	4	4		148299	E, 3, 2
	93500-05010-0A	SCREW, PAN, 5X10	4				150160 545518	ED B, DE B, DE, E 3, 2
			4		4	4	148300	
29	93600-05010-0A	SCREW, FLAT, 5X10	3	3	3	3		

E-7 Left crankcase cover · Dynamo



B098-8

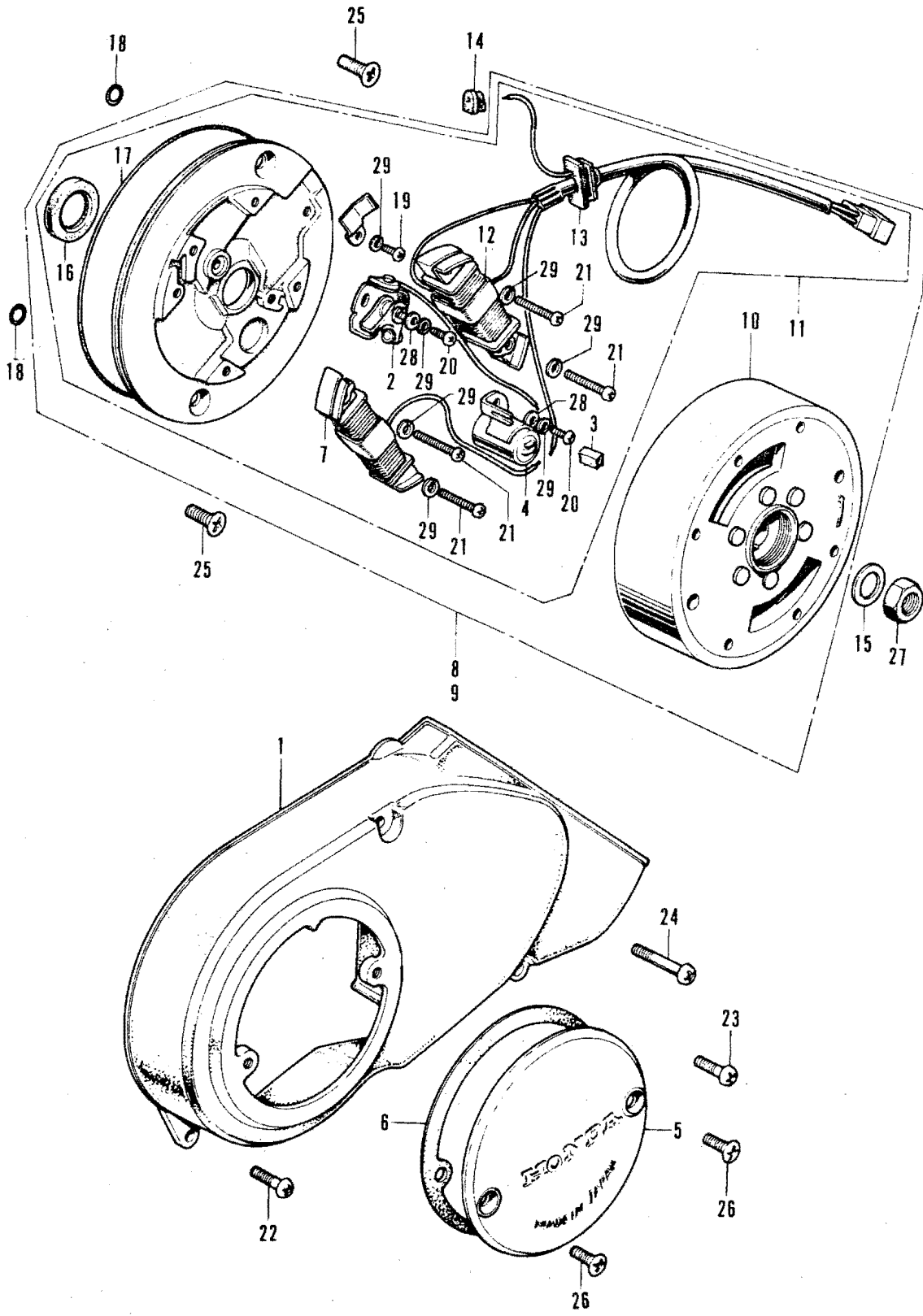
E-7 Left crankcase cover • Dynamo

Ref. No.	Part No.	Description	Reqd. No.			Serial No.	Area code
			ST 50	ST 70	K3		
1	11341-098-000	COVER COMP., L. CRANKCASE	1	1		B, D1, D2, DE, E, ED, F, ;, N, U	
	11341-098-010	COVER COMP., L. CRANKCASE	1	1	1		
2	30202-035-006	BREAKER, CONTACT (MITSUBISHI)	1			522713 548189 B 111822 ;2 548189 DE	
	30202-041-015	BREAKER, CONTACT (HITACHI)	1			111823 ;2 548190 B 548190 DE	
			1	1	1	E, ED, ;, N D1, D2, D, DE, F, ;2, SA, L	
3	30205-035-006	FELT, DIL (MITSUBISHI)	1			522713 548189 B 111822 ;2 548189 DE	
	30205-041-005	FELT, DIL (HITACHI)	1			111823 ;2 548190 B 548190 DE	
			1	1	1	E, ED, ;, N D1, D2, D, DE, F, ;2, SA, U	
4	30250-035-006	CONDENSER COMP. (MITSUBISHI)	1			522713 542851 B 102470 ;2 542851 DE	
	30250-041-005	CONDENSER COMP. (HITACHI)	1			522712 B D1, D2, D, E, ED, F, ;, N, SA, U ;2	
5	30371-040-020	COVER, POINT	1			567776 B, D1, DE, E, ED, ;, N, U D2, F	
	30371-098-750	COVER, POINT	1	1	1	B, D, DE, F, SA ;2	
			1	1	1	D2, F E	
6	30374-040-010	BASKET, POINT COVER	1	1	1		
7	30540-041-005	COIL, PRIMARY (HITACHI)	1			522712 B D1, D2, D, E, ED, F, ;, N, SA, U ;2	
	30560-035-006	COIL, PRIMARY (MITSUBISHI)	1			522713 542851 B 542851 DE	
9	31100-045-751	GENERATOR ASSY., A.C.	1			E	
	31100-045-771	A.C. GENERATOR ASSY.	1			522713 532342 B	
	31100-120-681	GENERATOR ASSY., A.C.	1			102470 ;2	
	31100-045-772	A.C. GENERATOR ASSY.	1			532343 542851 B 542851 DE	
	31100-120-682	A.C. GENERATOR ASSY.	1			102471 111822 ;2	
	31100-065-752	GENERATOR ASSY., A.C. (HITACHI)	1			111823 ;2	
				1		;	
	31100-120-701	A.C. GENERATOR ASSY.	1			542852 548189 B, DE	
	31100-045-773	A.C. GENERATOR ASSY. (HITACHI)	1			548190 B, DE B, DE	

E-7 Left crankcase cover • Dynamo

Ref. No.	Part No.	Description	Reqd. No.		Serial No.	Area code
			ST 50 K3	ST 70 K3		
9	31100-098-015	A.C. GENERATOR ASSY. (HITACHI) 31100-098-025	1		136543	D1, U
			1		543305	D2
	31100-098-620	A.C. GENERATOR ASSY. 31100-098-621	1		144063	ED, G
			1		522712	B
			1		543305	F
31100-098-025	GENERATOR ASSY., A.C. (HITACHI)		1		136544	D1, U
			1		543306	D2
			1	1	6116432	D, SA
	31100-098-035	GENERATOR ASSY., FLYWHEEL TYPE A.C. (HITACHI)	1		6116433	D, SA
	31100-098-621	A.C. GENERATOR ASSY.	1	1	144064	ED, G
10	31121-045-771	FLYWHEEL COMP.	1		522713	542851 B
			1			102470 G2
			1			542851 DE
	31121-098-015	FLYWHEEL COMP.	1	1	522712	B
			1	1	6116432	D1, D2, E, ED, F, G, N, U
11	31141-098-005	STATOR ASSY. 31141-098-015	1		136543	D1, U
			1		543305	D2
	31141-098-620	STATOR ASSY. 31141-098-621	1		144063	ED, G
			1		522712	B
			1		543305	F
31141-098-671	STATOR ASSY. 31141-098-672	1			E	
31141-120-681	STATOR ASSY.	1		102470	G2	
31141-045-771	STATOR ASSY. 31141-045-772	1		522713	532342 B	
31141-045-772	STATOR ASSY.	1		532343	542851 B	
		1			542851 DE	
31141-098-015	STATOR ASSY.	1	1	136544	D1, U	
		1	1	543306	D2	
		1	1	6116432	D, SA	
31141-098-025	STATOR COMP. (HITACHI)	1	1	6116433	D, SA	
31141-098-621	STATOR ASSY.	1	1	144064	ED, G	
		1	1	543306	F, N	
		1	1		E, G2, G	

E-7 Left crankcase cover • Dynamo

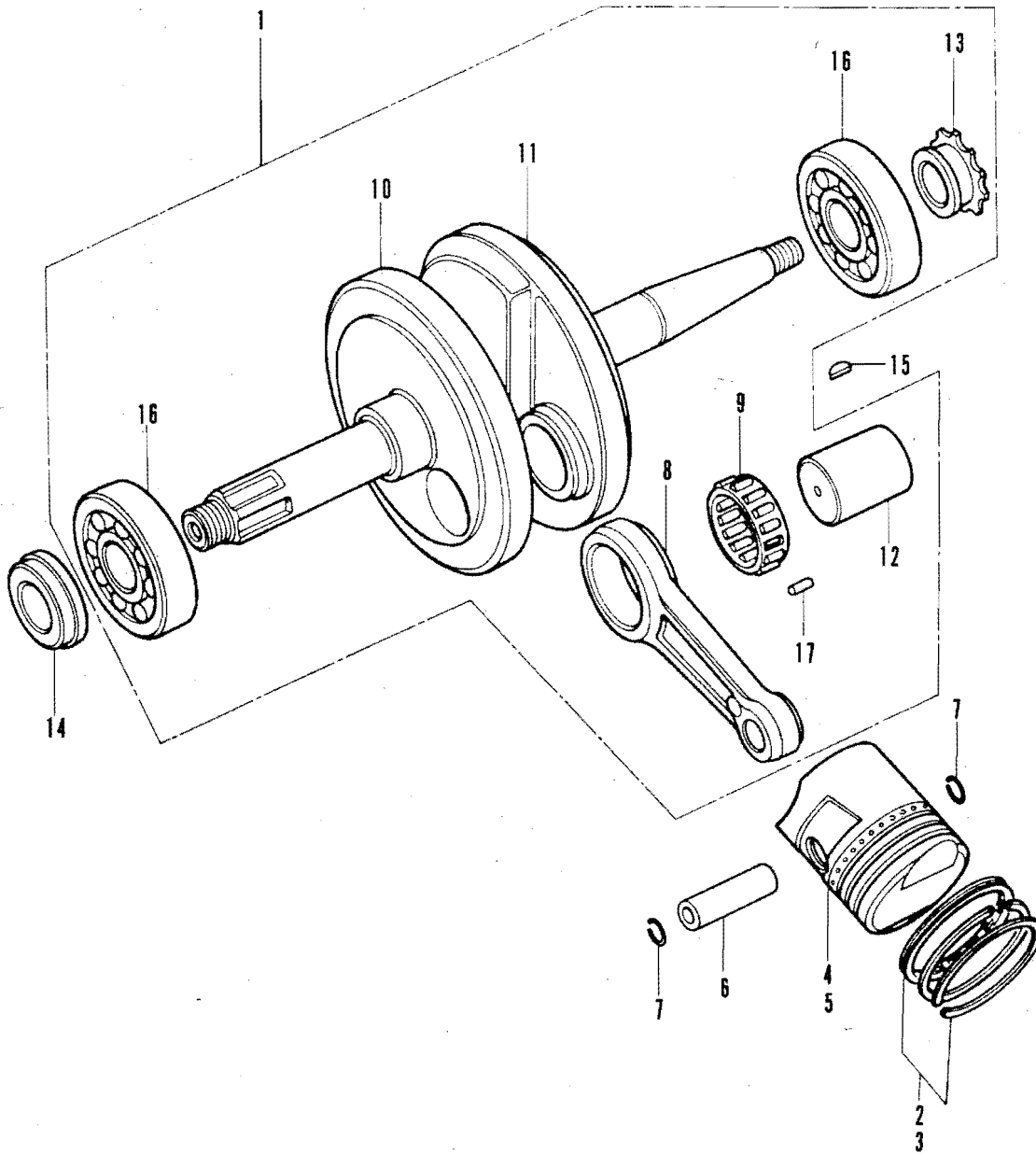


B098-8

E-7 Left crankcase cover • Dynamo

Ref. No.	Part No.	Description	Reqd. No.			Serial No.	Area code
			ST 50	ST 70	K3		
12	31631-098-620	COIL, LIGHT 31631-098-621	1			144063	ED, ;
			1			522712	B
						543305	F
							;
	31631-045-005	COIL, LIGHT	1				E
							01, U
31631-045-771	COIL, LIGHT 31631-045-772	1			522713	532342	B
31631-045-772	COIL, LIGHT	1			532343	542851	B
						542851	DE
31631-098-005	COIL, LIGHT		1		136544		01, U
			1		543306		D2
				1			D, SA
31631-098-621	COIL, LIGHT	1		1	144064		ED, ;
		1		1	543306		F, N
			1	1			E, ;2, G
13	32971-035-000	GROMMET, CORD	1			102470	;
			1			522712	B
			1	1	1		01, D2, D, E, ED, F, ;, N, SA, U
32971-035-610	GROMMET, CORD	1			522713	542851	B
						542851	DE
14	32981-035-000	GROMMET, NEUTRAL SWITCH CORD	1			144064	
			1	1			ED, ;
			1	1			;
			1	1			01, D2, D, E, F, ;, SA, U
15	90426-035-000	WASHER, MAGNETO FIXING	1	1	1		
16	91202-035-000	OIL SEAL, 18.9X30X5	1	1	1		
17	91301-035-000	O-RING, 107X2	1	1	1		
19	91317-703-000	O-RING, 6X1.7	2	2	2		
19	93500-04005-0A	SCREW, PAN, 4X5	1			102470	;
			1			542851	B, DE
			1	1	1		01, D2, D, E, ED, F, ;, N, SA, U
20	93500-04010-0A	SCREW, PAN, 4X10	2			102470	;
			2			542851	B, DE
			2	2	2		01, D2, D, E, ED, F, ;, N, SA, U
			1			102471	;
			1			542852	B, DE
90086-065-005	SCREW, 4X9 (HITACHI)	1			111823	;	
		1	1		548190	B, DE	
			1			B, DE	
21	93500-04025-0A	SCREW, PAN, 4X25	4			102470	;
			4			542851	B, DE
			4	4	4		01, D2, D, E, ED, F, ;, N, SA, U
22	93500-06020	SCREW, PAN, 6X20	1	1	1		
23	93500-06032	SCREW, PAN, 6X32	1	1	1		
24	93500-06036	SCREW, PAN, 6X36	1	1	1		
25	93600-06016	SCREW, FLAT, 6X16	2	2	2		
26	93700-05012-0A	SCREW, OVAL, 5X12	2	2	2		
27	94030-10000	NUT, HEX., 10MM	1	1	1		
29	94101-04000	WASHER, PLAIN, 4MM	2			102470	;
			2			542851	B, DE
			2	2	2		01, D2, D, E, ED, F, ;, N, SA, U
			1			;	
			1			542852	B, DE
29	94111-04000	WASHER, SPRING, 4MM	7			102470	;
			7			542851	B, DE
			7	7	7		01, D2, D, E, ED, F, ;, N, SA, U
			1			102471	;
			1			542852	B, DE

E-8 Crankshaft • Piston

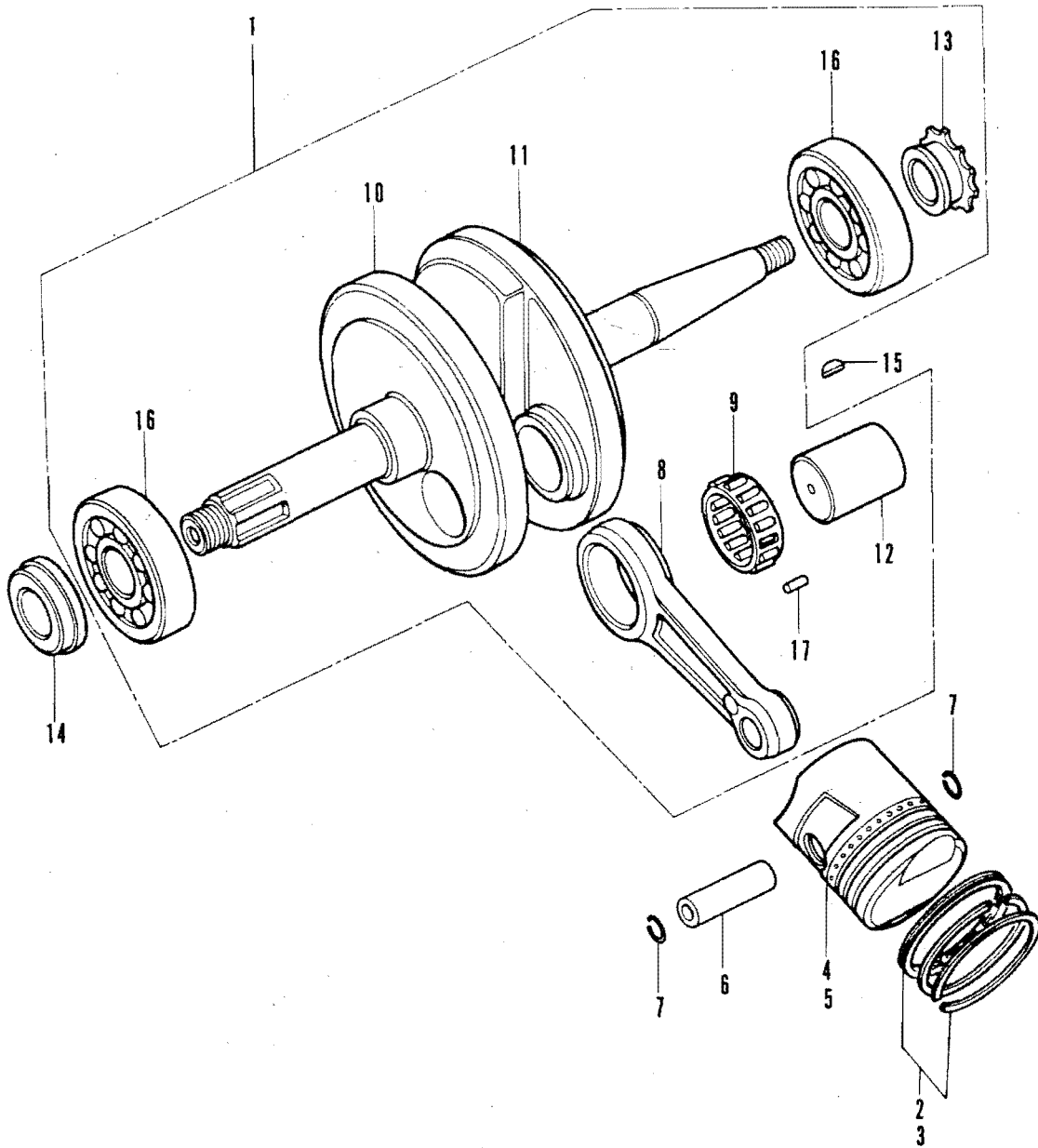


B098-105

E-8 Crankshaft • Piston

Ref. No.	Part No.	Description	Reqd. No.			Serial No.	Area code
			ST 50	ST 70	K3		
1	13000-041-030	CRANKSHAFT COMP.	1			522712	B, E, G, SA, N
	13000-065-000	CRANKSHAFT COMP.	1	1		522713	B, E, G, SA, N
	13000-098-000	CRANKSHAFT COMP.		1			B, E, G, SA, N
	13000-125-000	CRANKSHAFT COMP.		1		6116432	F, D, E, G, SA
	13000-125-000	CRANKSHAFT COMP.		1		6116433	D, E, G, SA
2	13010-036-000	RIN; SET, PISTON (STD.)	1	1			
	13020-036-000	RIN; SET, PISTON (0.25)	(1)	(1)			
	13030-036-000	RIN; SET, PISTON (0.50)	(1)	(1)			
	13040-036-000	RIN; SET, PISTON (0.75)	(1)	(1)			
	13050-036-000	RIN; SET, PISTON (1.00)	(1)	(1)			
3	13010-087-003	RIN; SET, PISTON (STD. NIPPON)		1	1		
	13010-087-004	RIN; SET, PISTON (STD. RIKEN)		1	1		
	13020-087-003	RIN; SET, PISTON (0.25 NIPPON)		(1)	(1)		
	13020-087-004	RIN; SET, PISTON (0.25 RIKEN)		(1)	(1)		
	13030-087-003	RIN; SET, PISTON (0.50 NIPPON)		(1)	(1)		
	13030-087-004	RIN; SET, PISTON (0.50 RIKEN)		(1)	(1)		
	13040-087-003	RIN; SET, PISTON (0.75 NIPPON)		(1)	(1)		
	13040-087-004	RIN; SET, PISTON (0.75 RIKEN)		(1)	(1)		
	13050-087-003	RIN; SET, PISTON (1.00 NIPPON)		(1)	(1)		
	13050-087-004	RIN; SET, PISTON (1.00 RIKEN)		(1)	(1)		
4	13101-036-010	PISTON (STD.)	1	1			
	13102-036-010	PISTON (0.25)	(1)	(1)			
	13103-036-010	PISTON (0.50)	(1)	(1)			
	13104-036-010	PISTON (0.75)	(1)	(1)			
	13105-036-010	PISTON (1.00)	(1)	(1)			
5	13101-087-000	PISTON (STD.)		1	1		
	13102-087-000	PISTON (0.25)		(1)	(1)		
	13103-087-000	PISTON (0.50)		(1)	(1)		
	13104-087-000	PISTON (0.75)		(1)	(1)		
	13105-087-000	PISTON (1.00)		(1)	(1)		
6	13111-036-000	PIN, PISTON	1	1			
	13111-087-000	PIN, PISTON		1	1		
7	13115-001-000	CLIP, PISTON PIN	2	2	2	2	
8	13201-036-000	ROD, CONNECTIN; 13201-036-010	1	1			
	13201-036-010	ROD, CONNECTIN;	1	1	1	1	
9	13211-035-000	RETAINER, CONNECTIN; ROD ROLLER	1	1	1	1	

E-8 Crankshaft • Piston

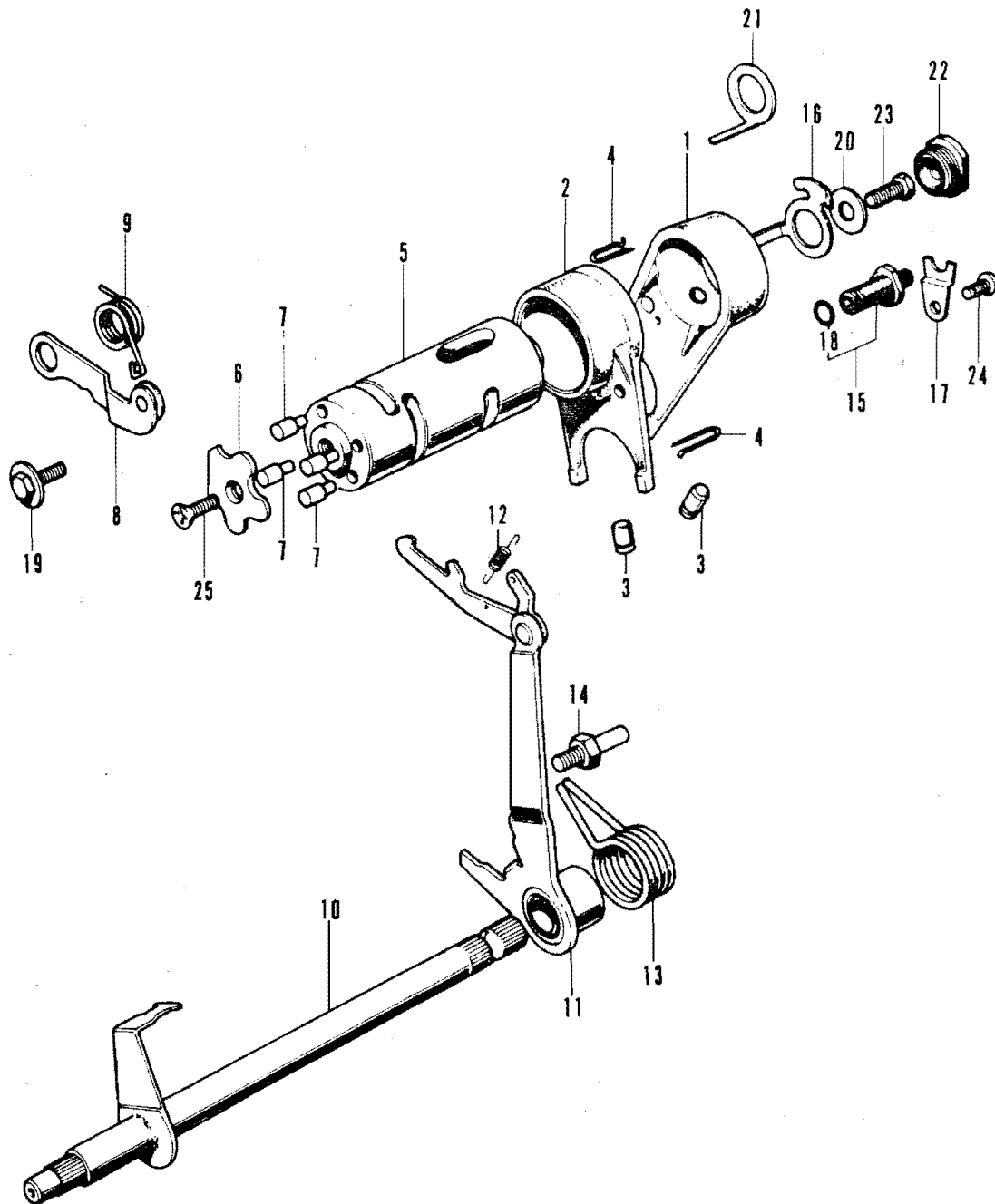


B098-105

E-8 Crankshaft • Piston

Ref. No.	Part No.	Description	Reqd. No.				Serial No.	Area code
			ST 50	ST K3	ST 70	ST K3		
10	13310-035-050	CRANKSHAFT COMP., R.	1				522712 B E, ED, J, N	
	13310-065-000	CRANKSHAFT COMP., R.	1			522713	B, DE 32	
				1			6122585	
	13310-087-000	CRANKSHAFT, R.			1		6107170 D, E, F, J	
	13311-065-000	CRANKSHAFT, R.		1		6122586		
	13311-087-000	CRANKSHAFT, R.			1	6107171	F	
					1	6107171	6116432 D, E, G	
					1		6116432 SA	
	13311-125-300	CRANKSHAFT, R.			1	6116433	D, E, G, SA	
11	13321-041-020	CRANKSHAFT, L.	1				522712 B D1, D2, E, ED, F, G, N, U	
			1		1		32	
					1		6116432 D, E, G, SA	
	13321-088-010	CRANKSHAFT COMP., L.	1			522713	B DE, G2	
			1	1			B, J	
	13321-125-300	CRANKSHAFT, L.			1	6116433	D, E, G, SA	
12	13381-035-010	PIN, CRANK	1	1	1	1		
13	14311-035-000	SPROCKET, TIMING (14T)	1	1	1	1		
14	22911-035-010	COLLAR, 17MM	1	1	1	1		
15	90741-035-000	KEY, WOODRUFF, 3X5	1	1	1	1		
16	91001-035-000	BEARING, RADIAL BALL, 6304	2		2		B, D1, D2, DE, E, ED, F, J, N, U	
	96100-63040	BEARING, RADIAL BALL, 6304	2	2	2			
					2	6107170	D, E, F, G	
	91001-035-008	BEARING, RADIAL BALL, 6304 (TOYO)			2	6107171	D, E, F, J	
					2		SA	
17	91101-001-030	ROLLER, ROD, 2.5X10	22	22	22	22		

E-9 Gear shift drum

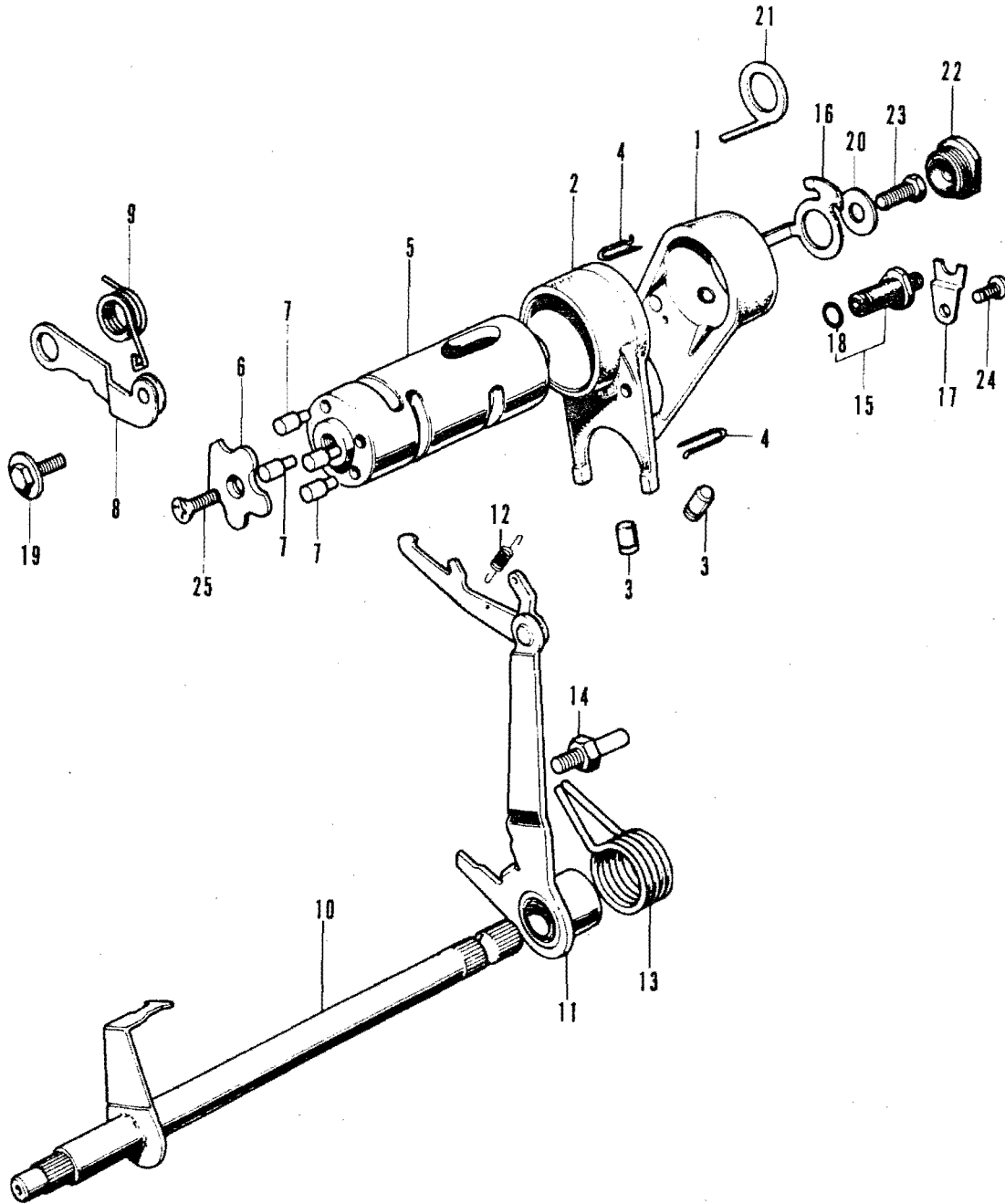


B098-10A

E-9 Gear shift drum

Ref. No.	Part No.	Description	Reqd. No.			Serial No.	Area code
			ST 50	K3 70	ST K3		
1	24211-041-000	FORK, L. GEARSHIFT	1	1		8, D1, D2, DE, E, ED, F, G, N, U	
	24211-087-000	FORK, L. GEARSHIFT		1		G2	
	24211-087-303	FORK, L. GEARSHIFT	1 1 1 1	1 1		8, D1, D2, D, DE, E, ED, F, N, SA, U	
2	24221-041-000	FORK, R. GEARSHIFT	1 1 1 1				
3	24261-028-010	PIN, GEARSHIFT FORK GUIDE	2 2 2 2				
4	24263-028-000	CLIP, GEARSHIFT FORK GUIDE PIN	2 2 2 2				
5	24301-041-060	DRUM, GEARSHIFT	1 1 1 1				
6	24411-041-020	PLATE, SHIFT DRUM STOPPER	1	1		6150592 6113512	
	24411-041-030	PLATE, SHIFT DRUM STOPPER	1	1	6150593 6113513		
7	24421-041-000	PIN, GEARSHIFT DRUM	4 4 4 4				
8	24430-041-000	STOPPER, SHIFT DRUM	1 1 1 1			114618 G2 549159 8, DE D1, ED, G, N, U	
	24430-041-010	STOPPER, SHIFT DRUM	1 1 1 1		114619 G2 549160 8, DE		
9	24435-040-000	SPRING, SHIFT DRUM STOPPER	1 1 1 1		152420 E, G2 570019 D2, F		
10	24610-040-020	SPINDLE COMP., GEARSHIFT	1 1 1 1		149369 ED, N 539351 8		
	24610-098-730	SPINDLE COMP., GEARSHIFT	1 1 1 1		142523 D1, E, U 552322 D2, F		
	24630-040-040	ARM, GEARSHIFT	1 1 1 1		149370 ED, N 539352 8		
	24630-086-000	ARM, GEARSHIFT	1 1 1 1		142524 8, DE 552323 D1, E, F, SA D2, F, U		
11	24630-040-040	ARM, GEARSHIFT	1 1 1 1		149374 ED, G 539571 8		
	24630-086-000	ARM, GEARSHIFT	1 1 1 1		142773 D1, E, U 552322 D2, F		
12	24641-041-000	SPRING, GEARSHIFT ARM	1 1 1 1		149375 ED, G 539572 8		
13	24651-041-000	SPRING, GEARSHIFT RETURN	1 1 1 1		DE, G2, N 8, D, E, F, G, SA		
14	24652-035-000	PIN, SHIFT RETURN SPRING	1 1 1 1		142774 D1, E, U 552323 D2, F		

E-9 Gear shift drum

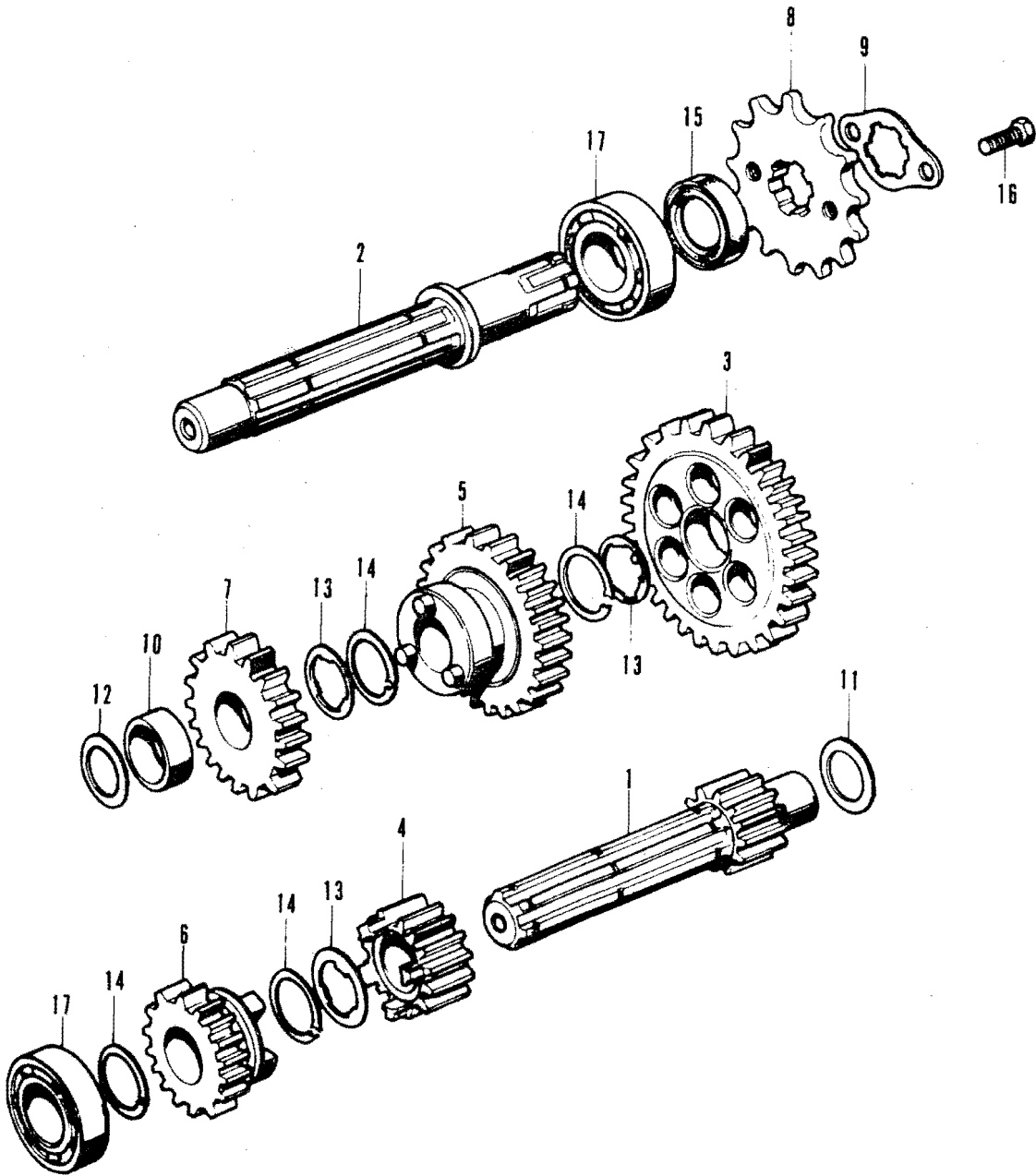


B098-10A

E-9 Gear shift drum

Ref. No.	Part No.	Description	Reqd. No.				Serial No.	Area code
			ST 50	ST 70	ST K3	ST K3		
15	35750-001-020	CONTACT ASSY., NEUTRAL SWITCH	1	1	1	1	B, D1, D2, D, DE, ED, F, J2, J, N, SA, U	
16	35753-035-010	ROTOR, NEUTRAL SWITCH	1	1	1	1	B, D1, D2, D, DE, ED, F, J2, J, N, SA, U	
17	35755-001-020	PLATE, CONTACT FIXING	1	1	1	1	B, D1, D2, D, DE, ED, F, J2, J, N, SA, U	
18	37551-001-000	O-RING, 7X1.6	1		1		B, D1, D2, DE, ED, F, J2, J, N, U	
	91312-107-000	O-RING, 7X1.7			1	1		
19	90023-041-000	BOLT, SHIFT DRUM STOPPER ARM PIVOT	1	1	1	1		
20	90417-041-000	WASHER, SHIFT DRUM SIDE	1	1	1	1		
21	90484-045-010	WASHER, 13.2MM	1				E	
22	90801-035-000	PLUG, RUBBER, 19MM	1	1	1	1		
23	92000-06016	BOLT, HEX., 6X16	1		1			
					2	2	6150593 6113513	
24	93500-06012	SCREW, PAN, 6X12	1	1	1	1	B, D1, D2, D, DE, ED, F, J2, J, N, SA, U	
25	93600-06016	SCREW, FLAT, 6X16	1		1			
					1		6150593 6113513	

E-10 Transmission

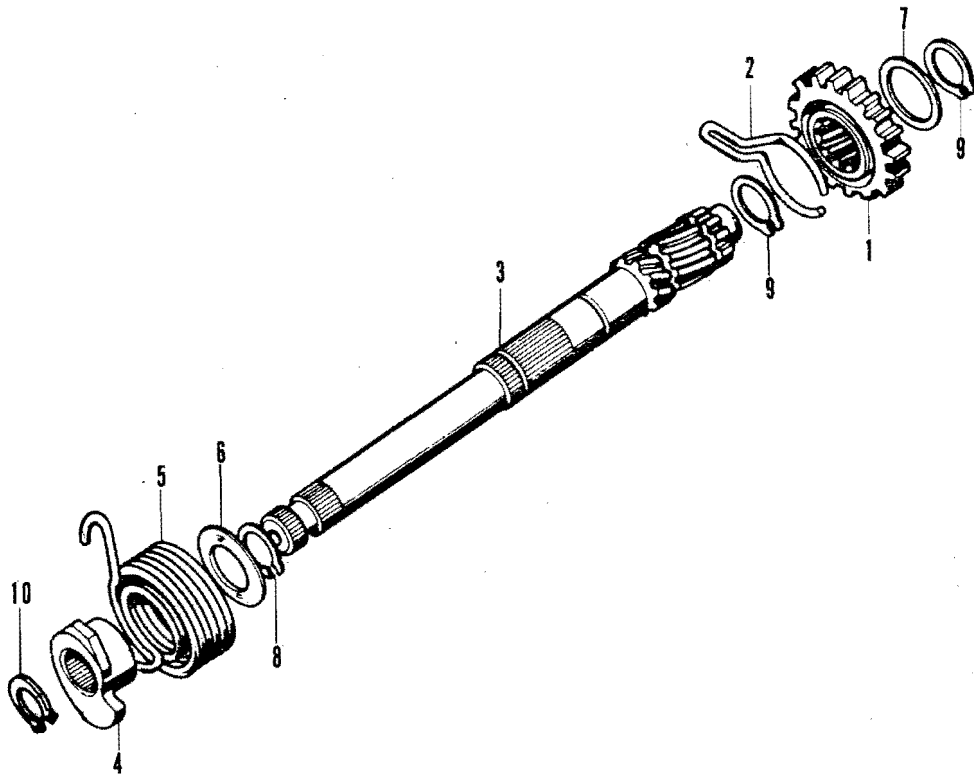


B098-11

E-10 Transmission

Ref. No.	Part No.	Description	Reqd. No.				Serial No.	Area code
			ST 50	K3	ST 70	K3		
1	23211-041-C20	MAINSHAFT, TRANSMISSION (11T)	1	1	1	1		
2	23221-041-040	COUNTERSHAFT, TRANSMISSION	1	1	1	1		
3	23421-041-000	GEAR, COUNTERSHAFT LOW (37T)	1	1	1	1	B, D1, D2, D, DE, E, ED, F, N, SA, U	
	23421-086-000	GEAR, COUNTERSHAFT LOW (36T)	1	1	1	1	32	
4	23431-040-060	GEAR, MAINSHAFT SECOND (18T)			1	1		
	23431-041-040	GEAR, MAINSHAFT SECOND (17T)	1	1				
5	23441-041-060	GEAR, COUNTERSHAFT SECOND (31T)	1	1	1	1	B, D1, D2, D, DE, E, ED, F, N, SA, U	
	23441-086-000	GEAR, COUNTERSHAFT SECOND (31T)	1	1	1	1	32	
6	23471-041-040	GEAR, MAINSHAFT TOP (21T)	1	1	1	1		
7	23481-041-C20	GEAR, COUNTERSHAFT TOP (25T)	1	1	1	1	B, D1, D2, D, DE, E, ED, F, N, SA, U	
	23481-086-000	GEAR, COUNTERSHAFT TOP (25T)	1	1	1	1	32	
8	23800-041-010	SPROCKET, DRIVE (13T)	1	1			DE	
	23800-098-000	SPROCKET, DRIVE (15T)	1	1	1	1	B, D1, D2, D, E, ED, F, 32, 3, N, SA, U	
9	23802-040-000	PLATE, DRIVE SPROCKET FIXING	1	1	1	1	B, D1, D2, D, E, ED, F, 32, 3, N, SA, U	
	23802-041-010	PLATE, DRIVE SPROCKET FIXING	1	1			DE	
10	23911-041-010	COLLAR, GEAR	1	1	1	1		
11	90451-001-000	WASHER, THRUST, 14MM	1	1			6122585 6107170 D, E, F, G	
	90451-121-000	WASHER, THRUST, 14MM	1		1	1	6122586 6107171 D, E, F, G SA	
12	90451-035-000	WASHER, THRUST, 13.5MM	1	1			6122585 6107170 D, E, F, G	
	90451-141-000	WASHER, THRUST, 13.5MM	1		1	1	6122586 6107171 D, E, F, G SA	
13	90461-035-000	WASHER, SPLINE, 17MM	3	3	3	3		
14	90601-001-000	CIR CLIP, 17MM	4	4	4	4		
15	91203-035-000	OIL SEAL, 17X29X5	1	1	1	1		
16	92000-06008	BOLT, HEX., 6X8	2	2	2	2		
17	96100-62030	BEARING, RADIAL BALL, 6203	2	2	2	2		

E-11 Kick starter

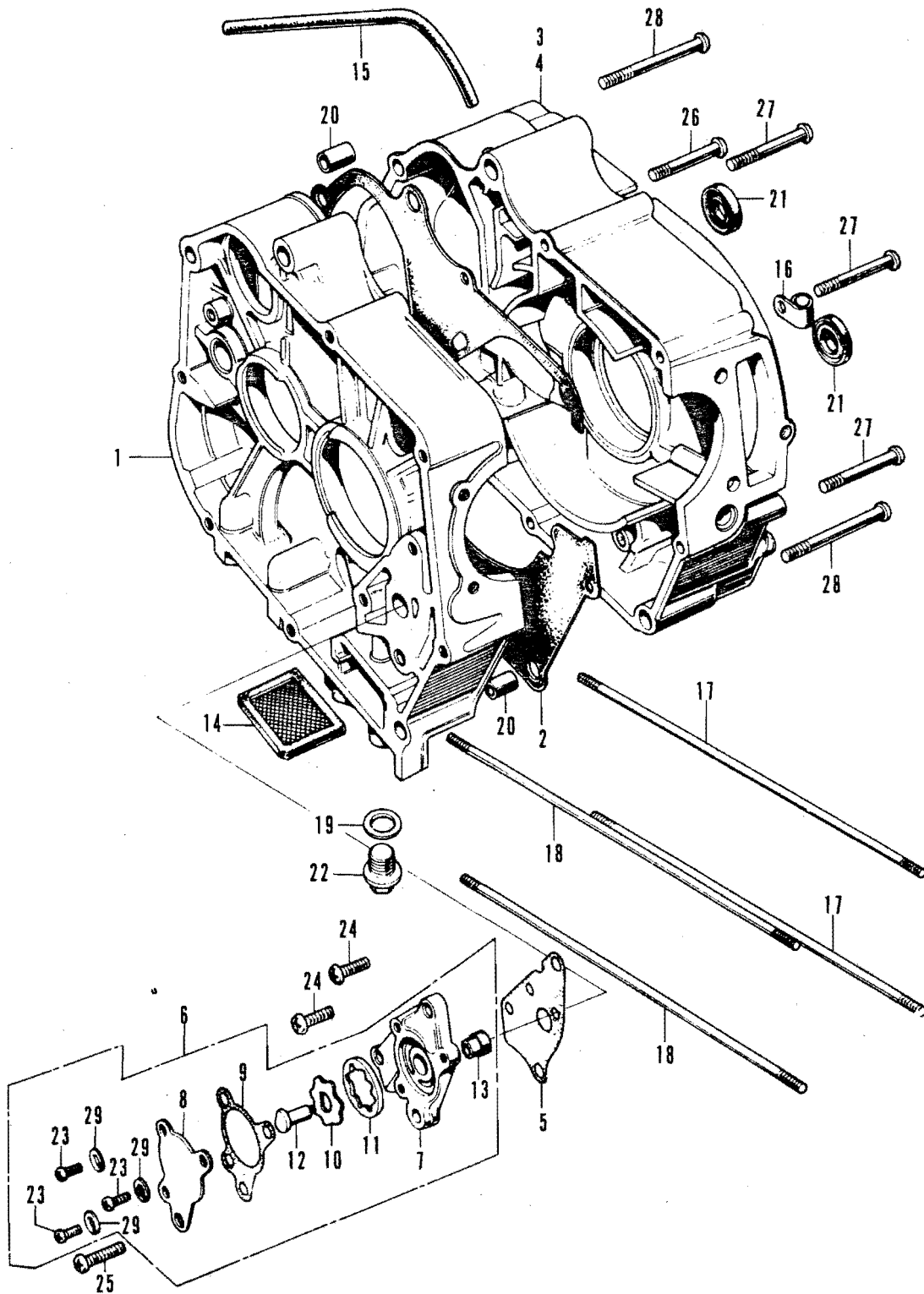


B098-12A

E-11 Kick starter

Ref. No.	Part No.	Description	Reqd. No.				Serial No.	Area code
			ST 50	ST K3	ST 70	ST K3		
1	28211-040-035	PINION, KICK STARTER (22T)	1	1	1	1		
2	28223-035-035	SPRING, KICK STARTER RATCHET	1	1	1	1		
3	28251-035-065	SPINDLE, KICK STARTER	1	1	1	1		
4	28262-035-020	RETAINER, KICK SPRING	1	1	1	1		
5	28281-035-010	SPRING, KICK STARTER	1	1	1	1		
6	90451-040-000	WASHER, THRUST, 17MM	1	1	1	1		
7	90482-035-025	WASHER, 20MM	1	1	1	1		
8	90601-001-000	CIR CLIP, 17MM	1	1	1	1		
9	90605-200-000	SET RING, 20MM	2	2	2	2		
10	94510-16000	CIR CLIP, EXTERNAL, 16	1	1	1	1		

E-12 Crankcase • Oil pump

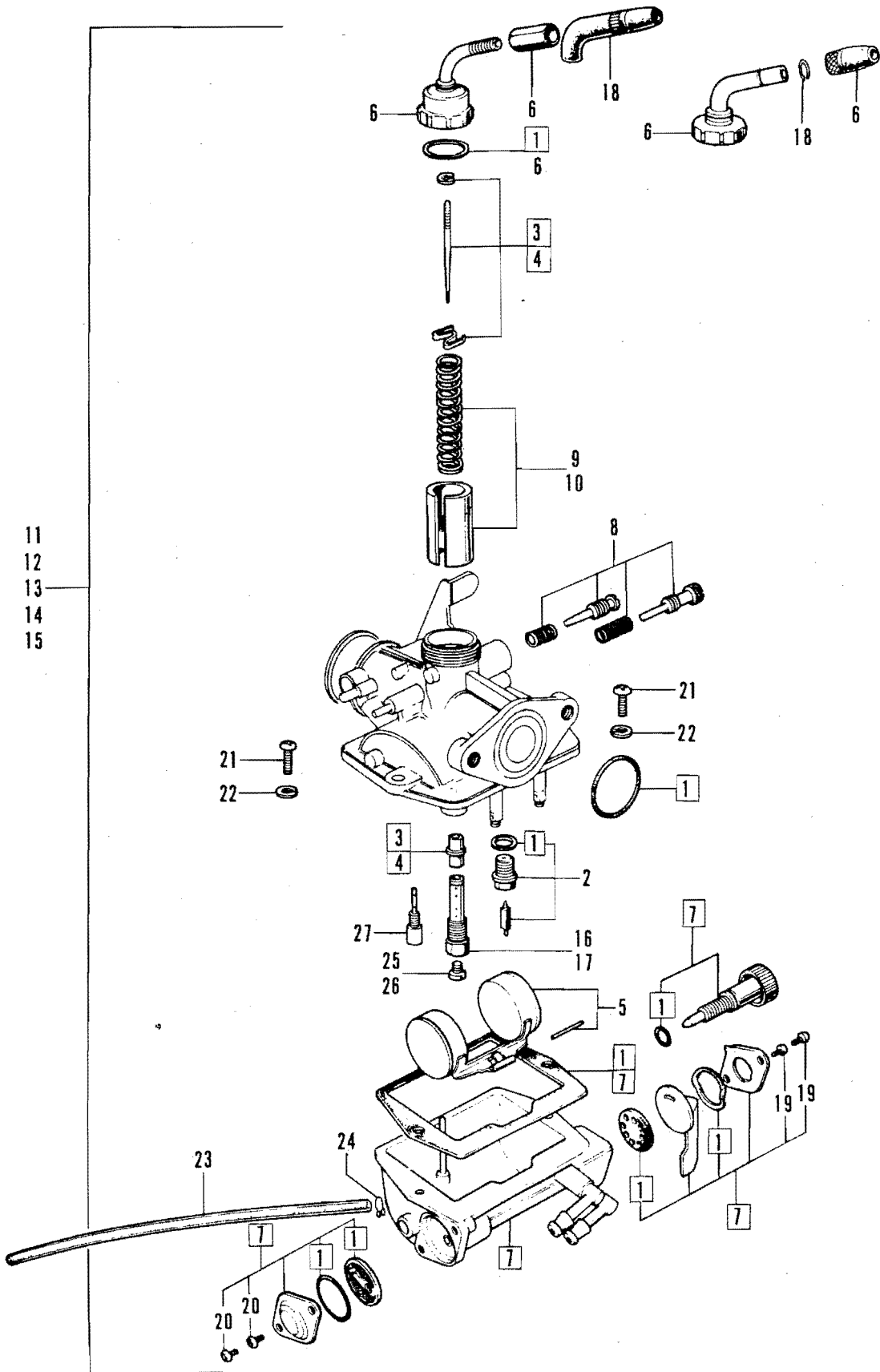


B098-13

E-12 Crankcase • Oil pump

Ref. No.	Part No.	Description	Reqd. No.				Serial No.	Area code
			ST 50	K3	ST 70	K3		
1	11100-045-610	CRANKCASE COMP., R.	1	1	1		6122585 6107170	D,E,F,3
	11100-087-900	CRANKCASE COMP., R.		1	1	6122586 6107171		D,E,F,3 SA
2	11191-045-000	GASKET, CRANKCASE	1	1	1			E
3	11200-045-050	CRANKCASE COMP., L.	1					E
	11200-098-600	CRANKCASE COMP., L.	1	1			149369	ED
			1		1			B
					1		143383 552702	D1,E,U D2,F
	11200-098-731	CRANKCASE COMP., L.	1			149370		ED
			1	1			6122585	2,N
				1	1	143384 552703		D1,E,U D2,F
					1		6107170	D,E,F,3
	11200-087-901	CRANKCASE COMP., L.	1			6122586 6107171		D,E,F,3 SA
4	11200-120-700	CRANKCASE COMP., L.	1	1			6122585	DE DE
	11200-120-701	CRANKCASE COMP., L.		1		6122586		DE
5	15119-035-020	GASKET, OIL PUMP BODY	1	1	1	1		
6	15300-035-000	PUMP ASSY., OIL	1	1	1	1		
7	15311-035-013	BODY, OIL PUMP	1	1	1	1		
8	15321-035-000	COVER, OIL PUMP	1	1	1	1		
9	15329-035-000	GASKET, OIL PUMP COVER	1	1	1	1		
10	15331-035-000	ROTOR, OIL PUMP INNER	1	1	1	1		
11	15332-035-000	ROTOR, OIL PUMP OUTER	1	1	1	1		
12	15382-035-000	DRIVESHAFT, OIL PUMP	1	1	1	1		
13	15383-035-000	PIN, OIL PUMP KNOCK	1	1	1	1		
14	15421-035-010	SCREEN, OIL FILTER	1	1	1	1		
15	15761-045-000	PIPE, BREATHER	1	1	1	1		B,D1,D2,D,DE,E,ED,F,N,SA,L
			1		1			
15	16236-045-000	CLAMPER, OVER FLOW TUBE	1				141393 522712 134555 136306 531600	E,ED,3 B D1,U E,3 D2,F
	16236-045-010	CLAMPER, OVER FLOW PIPE	1				141394 522713	E,ED,3 B
			1	1	1	1		DE,32,N B,D,E,F,3,SA
				1	1	1	134556 136307 531601	D1,U E,3 D2,F
17	90031-035-010	BOLT A, CYLINDER STUD	2	2	2	2		
18	90032-035-000	BOLT B, CYLINDER STUD	2	2	2	2		
19	90407-259-000	PACKING, DRAIN COCK	1	1	1	1		
20	90704-035-000	PIN A, KNOCK, 10X14	2	2	2	2		
21	91203-001-000	OIL SEAL, 11.6X24X10	1		1			
	91204-121-000	OIL SEAL, 11.6X24X10		1	1			
22	92800-12000	BOLT, DRAIN PLUG, 12MM	1	1	1	1		
22	93500-05010-0A	SCREW, PAN, 5X10	3	3	3	3		
24	93500-06016	SCREW, PAN, 6X16	2	2	2	2		
25	93500-06020	SCREW, PAN, 6X20	1		1			
	93500-06022	SCREW, PAN, 6X22		1	1			
26	93500-06048	SCREW, PAN, 6X48	1	1	1	1		
27	93500-06060	SCREW, PAN, 6X60	3	3	3	3		
28	93500-06065	SCREW, PAN, 6X65	4	4	4	4		
29	94111-05000	WASHER, SPRING, 5MM	3	3	3	3		

E-13 Carburetor

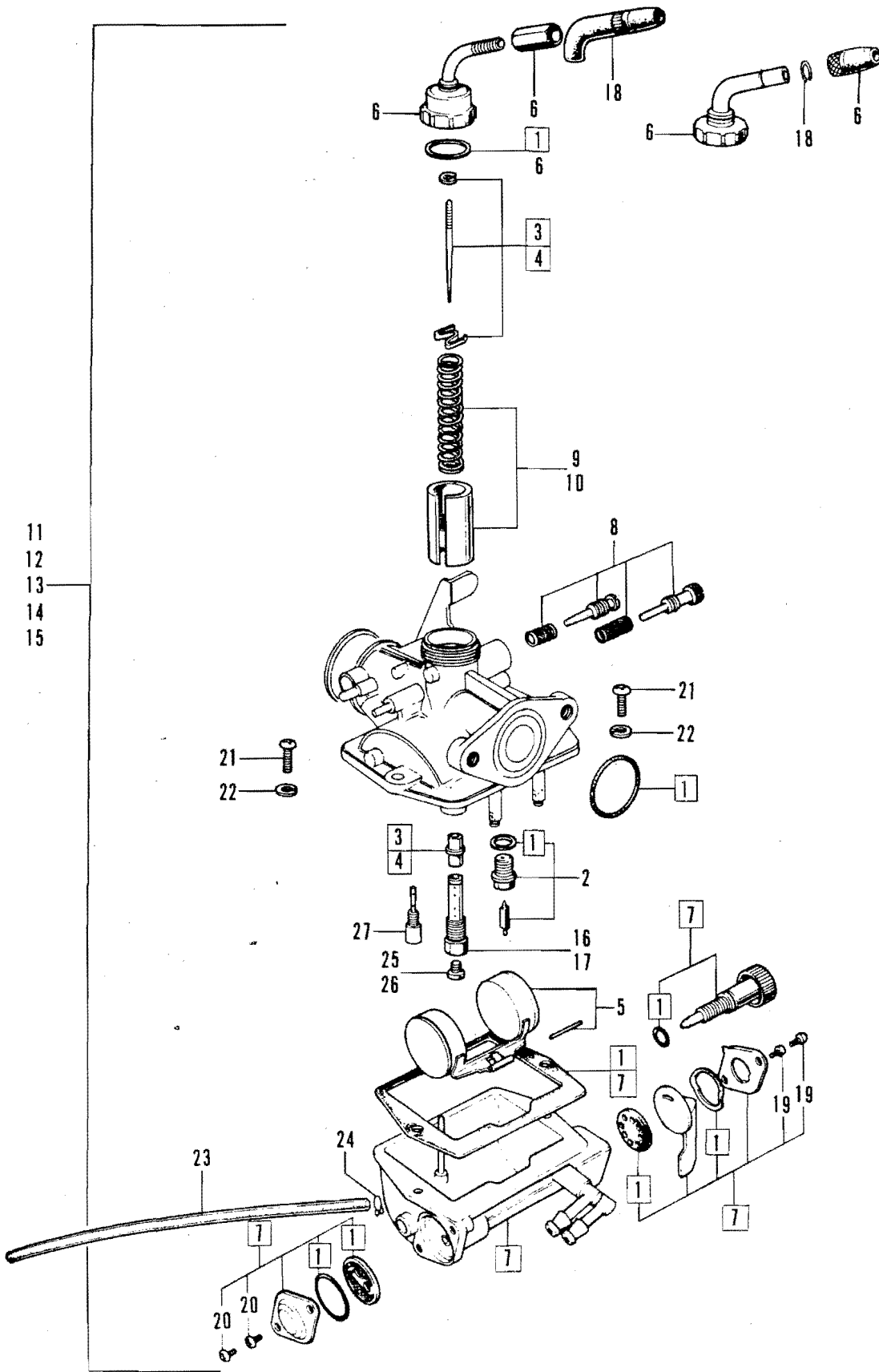


B098-14

E-13 Carburetor

Ref. No.	Part No.	Description	Reqd. No.		Serial No.	Area code
			ST 50 K3	ST 70 K3		
1	16010-098-670	BASKET SET	1		141393 525311 136306 535181	E, ; B D1, ;, U D2, F
	16010-098-004	BASKET SET	1 1 1 1 1	1 1 1 1 1	141394 525312	E, ; B DE, ED, F, N ; 2 B, D, E, SA ; D1, ;, U D2, F
2	16011-098-004	VALVE SET, FLOAT	1	1 1 1 1		
3	16012-045-710	NEEDLE SET, JET	1	1	144213	ED, ; B, DE, E
	16012-045-730	NEEDLE SET, JET	1	1	144214	N ED, ; 2, ;
4	16012-098-004	NEEDLE SET, JET		1	136543 543355	D1, ;, U D2, F
	16012-098-014	NEEDLE SET, JET	1	1 1 1	136544 543356	N D1, ;, U D2, F ; 2
5	16013-046-004	FLOAT SET	1	1 1 1 1		
6	16014-045-024	TOP SET	1		141393 525311 136306 535180	E, ; B D1, ;, U D2, F
	16014-053-004	TOP SET A	1 1 1 1 1	1 1 1 1 1	141394 525312	E, ; B DE, ED, F, N ; 2 B, D, E, SA ; D1, ;, U D2, F
7	16015-045-710	CHAMBER SET, FLOAT	1	1 1 1 1		
8	16016-046-004	SCREW SET A	1	1 1 1 1		
9	16022-045-770	VALVE SET, THROTTLE	1		522713	525311 B
	16022-045-771	VALVE SET, THROTTLE	1	1	535312	B DE, ; 2 B, ;
10	16022-046-004	VALVE SET A, THROTTLE	1	1	141393 522712 136306 535180	E, ; B D1, ;, U D2, F
	16022-098-670	VALVE SET, THROTTLE	1	1 1 1 1 1	141394 136307 535181	E, ; ED, F, N D1, ;, U D2, F D, E, ; 2, SA ;
11	16100-045-711	CARBURETOR ASSY.	1		138492 522712	E, ; B
	16100-045-712	CARBURETOR ASSY.	1		138493	141393 E, ;
	16100-045-730	CARBURETOR ASSY.	1		141393	144213 ;
			1		141393	144213 E ED
16100-045-731	CARBURETOR ASSY.	1		144214	ED, ; N	

E-13 Carburetor

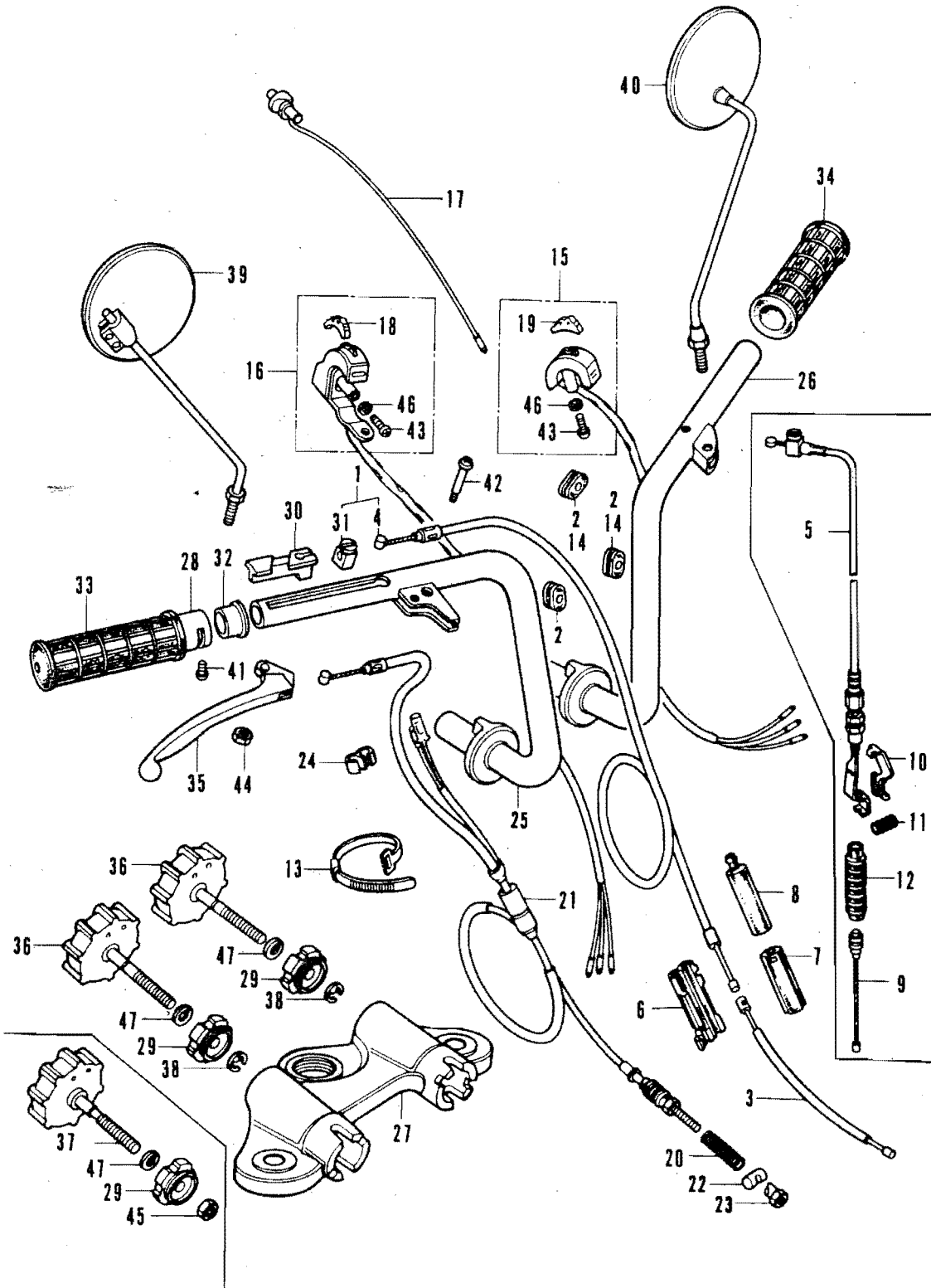


B098-14

E-13 Carburetor

Ref. No.	Part No.	Description	Reqd. No.		Serial No.	Area code
			ST 50 K3	ST 70 K3		
12	16100-045-771	CARBURETOR ASSY. 16100-045-772	1		522713	525311 8
	16100-045-772	CARBURETOR ASSY.	1	1	525312	8 DE 8
13	16100-098-004	CARBURETOR ASSY.		1		134555 D1, J, U 531600 D2, F
	16100-098-014	CARBURETOR ASSY.		1	134556 136306 D1, J, U 531601 535180 D2, F	
	16100-098-024	CARBURETOR ASSY.		1	136307	136543 D1, U
	16100-098-034	CARBURETOR ASSY.		1	136544	D1, U
14	16100-098-710	CARBURETOR ASSY.	1	1	136307 136543 ; 535181 543355 D2, F	
	16100-098-711	CARBURETOR ASSY.	1	1	136544 ; 543356 D2, F	; D, E, J2, SA F, S
15	16100-120-680	CARBURETOR ASSY.	1	1		J2 ;
16	16139-045-711	HOLDER, NEEDLE JET	1	1		
17	16139-098-004	HOLDER, NEEDLE JET		1		136543 D1, J, U 543355 D2, F
	16139-098-014	HOLDER, NEEDLE JET		1	136544 D1, J, U 543356 D2, F	; D, E, J2, SA F, S
18	16194-045-004	CAP, RUBBER		1		136306 D1, U 136306 ; 535180 D2, F
	16118-045-770	CAP, RUBBER	1	1		B, D, DE, ED, F, N, SA E ;
				1	136307 ; 535181 D2, F	J2 ;
	16118-121-004	CAP, RUBBER	1	1		J2 ;
	16194-045-741	CAP, RUBBER		1	136307	D1, U E
19	93500-03005-0A	SCREW, PAN, 3X5	2	2	2	2
20	93500-03006-0A	SCREW, PAN, 3X6	2	2	2	2
21	93500-04012-0A	SCREW, PAN, 4X12	2	2	2	2
22	94111-04000	WASHER, SPRING, 4MM	2	2	2	2
23	95001-35240-40	TUBE, FUEL, 3.5X240	1	1	1	1
24	95002-02070	CLIP 87, TUBE	1	1	1	1
25	99114-076-0620	JET, MAIN, #62	1	1		144213 ED, J B, DE, E
	99114-076-0550	JET, MAIN, #55	1	1	144214	ED, J J2, N ;
26	99114-076-0650	JET, MAIN, #65		1		136543 D1, J, U 543355 D2, F
	99114-076-0580	JET, MAIN, #58		1	136544 D1, J, U 543356 D2, F	; D, E, J2, SA F, S
27	99124-051-C350	JET, SLOW, #35	1	1	1	1

F-1 Steering handle



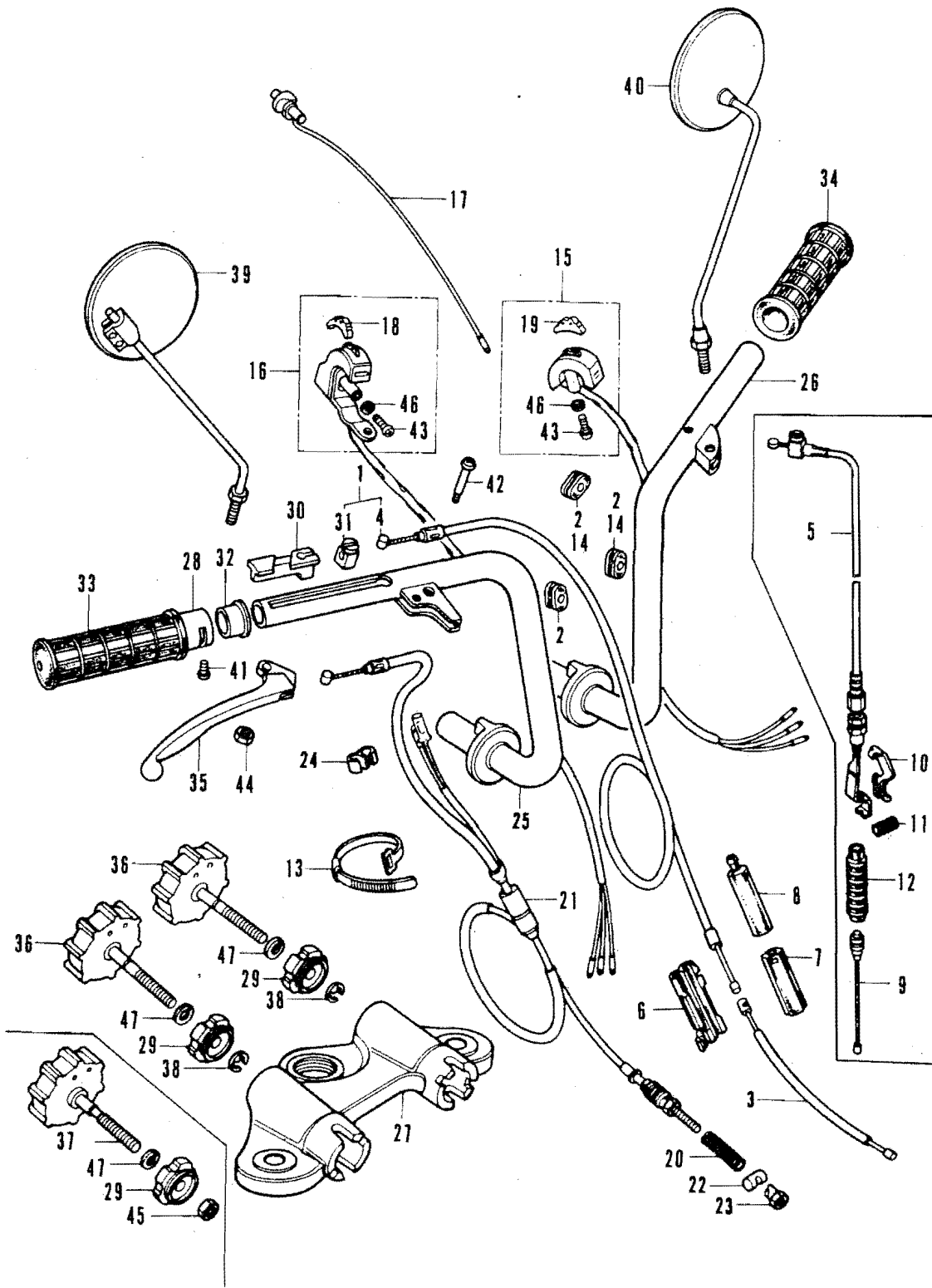
8098-106

F-1 Steering handle

Ref. No.	Part No.	Description	Reqd. No.			Serial No.	Area code
			ST 50	ST 70	K3		
1	17910-098-672	CABLE COMP., THROTTLE 17910-098-673	1			141393 525311 136306 535180	E, ; B D2, F
	17910-098-673	CABLE COMP., THROTTLE	1	1		141394 525312	E, ; B DE, ED, ;2, N
			1	1	1	6125332 136307 535181	; D2, F E
	17910-098-674	CABLE COMP., THROTTLE	1	1	1	6108322	D, E, F, ;
			1	1	1	6125333 6108323	D, E, F, ; SA
2	17911-023-000	GROMMET, THROTTLE CABLE	3			149294 539851	ED, N B E ;2
			3				
			4	3	3	143223 552322	D1, E, U D2, F ED, N
			1	1	1	149295 143224 552323	D1, E, U D2, F
			1	1	1	539852	D, E, F, SA B DE ;2
			1	1	1		;2
3	17911-098-000	CABLE COMP. A, THROTTLE		1		136306	D1, U
4	17912-098-000	CABLE COMP. B, THROTTLE		1		136306	D1, U
5	17912-098-010	CABLE COMP. B, THROTTLE		1		136307	D1, U
6	17913-098-310	CASE, THROTTLE CABLE		1		136306	D1, U
7	17915-098-000	COVER, THROTTLE CABLE CASE		1		136306	D1, U
8	17916-098-000	TUBE, THROTTLE CABLE CASE		1		136306	D1, U
9	17921-045-720	CABLE COMP. A, THROTTLE		1		136307	D1, U
10	17924-045-720	JOINT B, INNER CABLE		1		136307	D1, U
11	17925-045-720	SPRING, INNER CABLE JOINT		1		136307	D1, U
12	17927-045-720	BOOT, THROTTLE CABLE		1		136307	D1, U
13	32161-098-000	BAND, WIRE HARNESS 95014-62100	2	2			B, D1, D2, DE, E, ED, F, ;, N, U
	95014-62100	BAND B1, WIRE	2	2	2		B, D1, D2, D, DE, E, ED, F, N, SA, U
			1	1	2		;2
14	32983-126-000	GROMMET, SWITCH CORD	2	2	2	539852	B DE B, ;2
			2	2	2		;2
			2	2	2	149295 143224 552323	ED, N D1, E, U D2, F D, E, F, SA
15	35250-098-671	SWITCH ASSY., DIMMER KILL	1	1	1		B, D1, D2, DE, E, ED, F, N, U
			1	1	1	6113527	;2
			1			6150592	B, DE
	35250-126-701	SWITCH ASSY., DIMMER	1	1	1	6113528 6150593	B, DE

FRAME GROUP

F-1 Steering handle

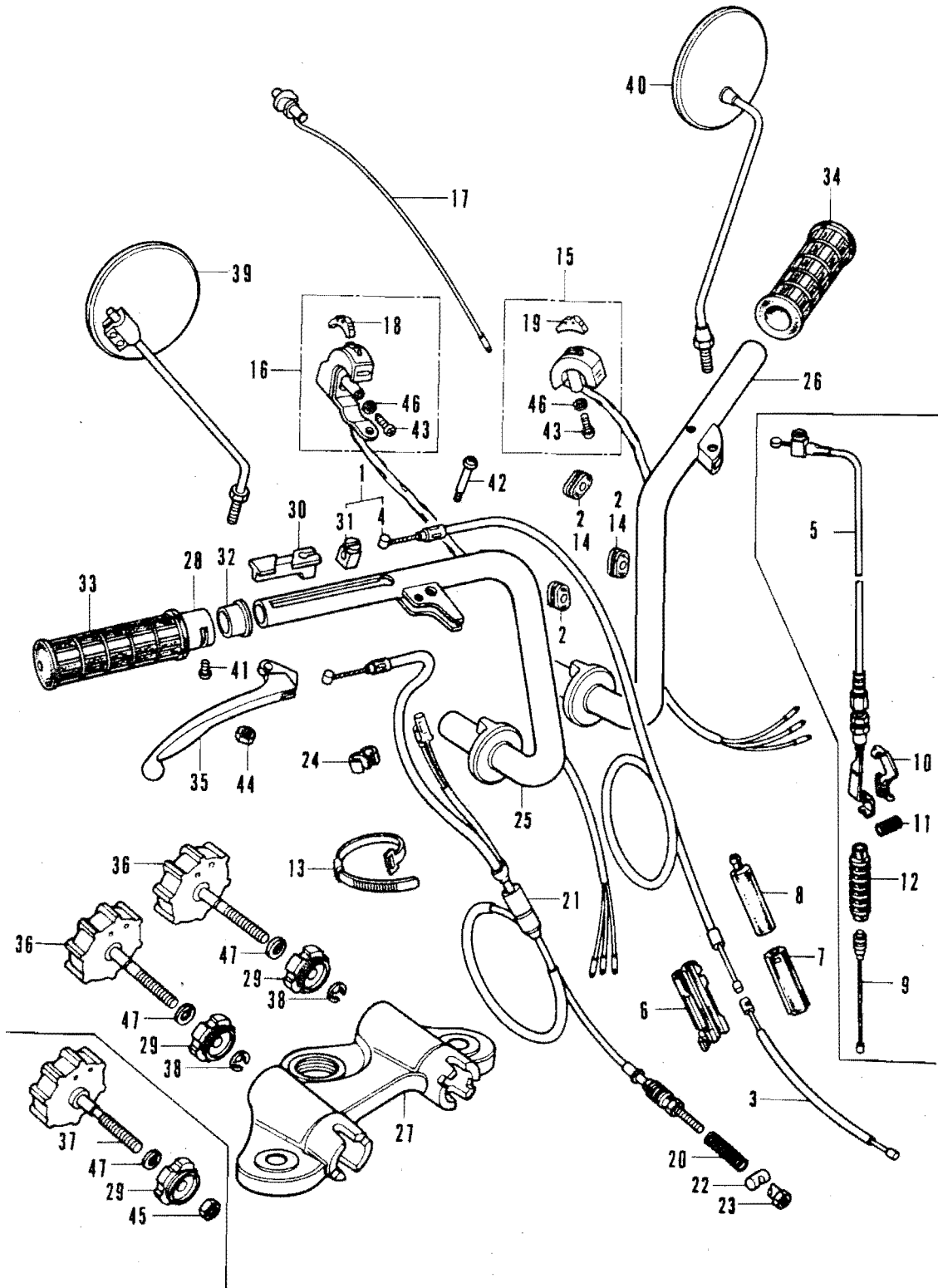


2098-106

F-1 Steering handle

Ref. No.	Part No.	Description	Reqd. No.				Serial No.	Area code
			ST 50	K3 70	ST 70	K3 83		
16	35300-098-000	SWITCH ASSY., HORN WINKER	1				548639 158833 568096	B,DE 3,32 D2,F D1,3,U
	35300-098-010	SWITCH ASSY., HORN WINKER	1	1		548640	6125332	B,DE B,DE 32 D2,F D,F,;
	35300-126-701	SWITCH ASSY., HORN WINKER		1	1	150860 568097	6108322	D,F,;
	35300-126-701	SWITCH ASSY., HORN WINKER		1	1	6125333 6108323		B,DE D,F,; SA
17	35300-098-671	SWITCH ASSY., HORN	1	1				E,ED,N 3 E
	35250-130-620	SWITCH ASSY., HORN			1	6108323		E
18	35316-259-300	KNOB, WINKER SWITCH	1	1	1	1		
19	35319-098-671	KNOB, DIMMER SWITCH	1	1	1	1		B,D1,D2,D,DE,F,SA,U 3
20	45437-001-000	SPRING, FR. BRAKE ARM	1	1	1	1		
21	45450-098-670	CABLE COMP., FR. BRAKE 45450-098-671	1				138492 522712 134555 531600	E,ED,3 B D1,3,U D2,F
	45450-098-671	CABLE COMP., FR. BRAKE	1		1	1	138493 138493 522713	149474 ED E,3 B N
	45450-098-671	CABLE COMP., FR. BRAKE		1	1	1	134556 134556 531601	149474 N D1,U 554385 D2,F 144969 E
	45450-126-000	CABLE COMP., FR. BRAKE	1		1	1	149475 539852	ED,N B DE,32
	45450-126-700	CABLE COMP., FR. BRAKE		1	1	1	144970 554386	6125332 D1,E,U D2,F D,F,;
	45450-126-700	CABLE COMP., FR. BRAKE		1	1	1	6125333 6108323	E D,F,3 SA
22	45461-001-000	JOINT, FR. BRAKE ARM	1	1				B,D1,D2,DE,E,ED,F,3,N,U
	95015-31000	JOINT A, BRAKE ARM	1	1	1	1		
23	45462-028-000	NUT, FR. BRAKE ADJUSTING 95015-41000	1	1				B,D1,D2,DE,E,ED,F,3,N,U
	95015-41000	NUT A, BRAKE ROD ADJUST	1	1	1	1		
24	45465-270-000	CLIP, FR. BRAKE CABLE	1	1	1	1		B,D1,D2,D,DE,ED,F,32,N,SA,U 3 3
	45465-341-700	CLIP, FR. BRAKE CABLE			1	1	6108322	3
	45465-341-700	CLIP, FR. BRAKE CABLE			1	1	6108323	3

F-1 Steering handle

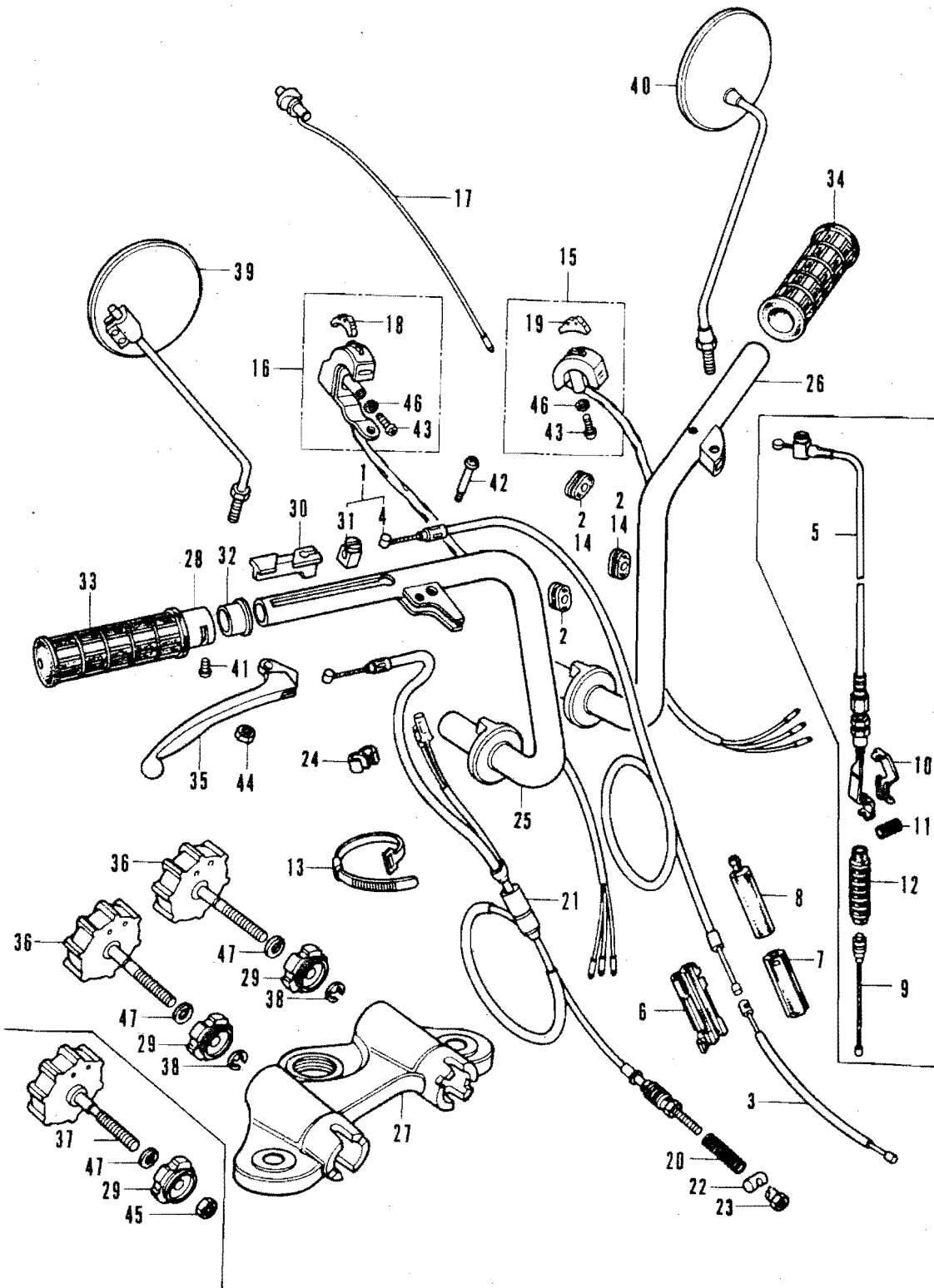


B098-106

F-1 Steering handle

Ref. No.	Part No.	Description	Reqd. No.				Serial No.	Area code
			ST 50	ST K3	ST 70	ST K3		
25	53110-098-000	PIPE, R. STEERING HANDLE	1		1		529191 B 136486 E, ED, J, N 541330 D1, U D2, F J2	
	53110-098-010	PIPE, R. STEERING HANDLE	1	1		529192	B DE B, D, F, SA	
			1		1	136487 541331	D1, U D2, F	
	53110-098-640	PIPE, R. STEERING HANDLE	1				J2	
26	53120-098-000	PIPE, L. STEERING HANDLE	1		1		529191 B 136486 E U	
	53120-098-680	PIPE, L. STEERING HANDLE	1		1		ED, J, N D1 D2, F J2	
	53120-098-010	PIPE, L. STEERING HANDLE	1	1		529192	B DE B U	
			1		1	136487		
	53120-098-681	PIPE, L. STEERING HANDLE			1	136487 541331	D1 D2, F D, F, SA	
	53120-098-640	PIPE, L. STEERING HANDLE	1				J2	
27	53131-098-020	HOLDER, STEERING HANDLE				1	D1, U	
	53131-098-670	HOLDER, STEERING HANDLE	1	1	1	1	B, D2, D, DE, E, ED, F, J2, J, N, SA	
28	53141-098-000	PIPE, THROTTLE GRIP	1	1	1	1		
29	53143-098-000	NUT, HANDLE HOLDER	2	2	2	2		
30	53161-044-000	HINJE, THROTTLE CABLE	1				101100 J2 149294 ED, N 539851 B E J2	
			1		1		142523 D1, E, J2, U 552322 D2, F	
	53161-098-000	HINJE, THROTTLE WIRE	1				101101 J2 149295 ED, N D, E, F, J, SA D1, E, J2, U D2, F	
			1		1	1	B DE B	
31	53162-098-000	HOLDER, THROTTLE CABLE OUTER 53162-098-010	1				121282 E, J 525311 B 127936 J 136306 D1, U 535180 D2, F	
	53162-098-010	HOLDER, THROTTLE CABLE OUTER	1				121283 E, J 525312 DE, ED, F, N J2 B, D, E, SA	
			1		1	1	J2	
			1		1	1		
			1		1	1	127937 J 136307 D1, U 535181 D2, F	

F-1 Steering handle

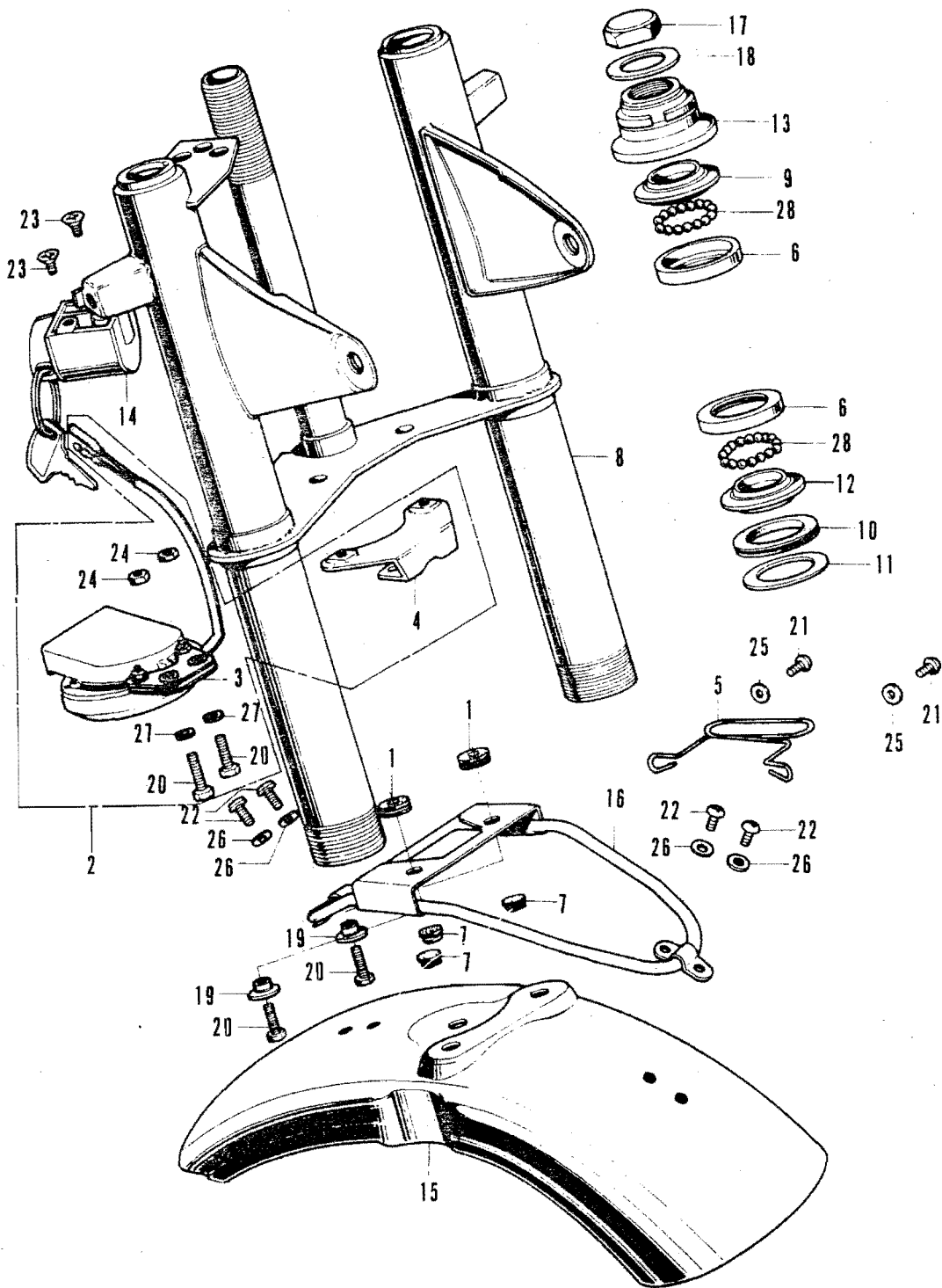


B098-106

F-1 Steering handle

Ref. No.	Part No.	Description	Reqd. No.				Serial No.	Area code
			ST 50	ST K3	ST 70	ST K3		
32	53163-644-000	STOPPER, THROTTLE GRIP	1				101100 32 149294 ED,N 539851 B	
			1	1			142523 01,E,32,U 552322 D2,F	
	53163-098-000	STOPPER, THROTTLE GRIP	1				101101 32 149295 ED,N	
			1	1	1		D,E,F,3,SA 142524 01,E,32,U 552323 D2,F 539852 B DE B	
33	53165-044-010	RUBBER, R. SLIP	1	1	1	1		
34	53166-044-010	RUBBER, L. SLIP	1	1	1	1		
35	53175-044-010	LEVER, R. HANDLE	1				121282 E,3 508662 B	
			1	1			127936 01,3,U 515050 D2,F	
	53175-098-770	LEVER, R. STEERING HANDLE	1				121283 E,3 508663 B	
			1	1			549159 32 115348 32 549159 DE ED,N 127937 01,3,U 515051 D2,F	
	53175-147-010	LEVER, R. STEERING HANDLE	1				115349 32 549160 B,DE	
			1	1	1		152279 E,32 569919 D2,F	
36	53740-098-000	KNOB COMP., HANDLE HOLDER	2	2	2	2	B,D1,D2,D,DE,E,ED,F,N,SA,U	
37	53740-098-970	KNOB COMP., HANDLE HOLDER	2	2	2	2	32	
33	53746-045-010	RIN, KNOB STOPPER	2	2	2	2	B,D1,D2,D,DE,E,ED,F,N,SA,U	
39	88100-063-000	MIRROR, R. BACK	1				548539 B,DE	
			1	1	2	2	152128 E 538360 F 569618 D2 01,U	
	88110-063-010	MIRROR, R. BACK	1	1	2	2	B,DE B,D,DE,SA	
			1	2	1	1	152129 E 569619 D2 E	
	88110-324-621	MIRROR, P. BACK		(1)	(1)		538361 F F	
40	88120-028-600	MIRROR, L. BACK	1	1			ED,3,N	
	88120-028-670	MIRROR, L. BACK	1				113668 32 152128 32	
	88120-324-621	MIRROR, L. BACK		1			538361 569618 F	
	88120-028-601	MIRROR, L. BACK	1	1	1	1	113669 32 152129 32	
	88120-324-622	MIRROR, L. BACK		1			569619 F F	
41	90101-063-000	SCREW, THROTTLE GRIP SET	1	1	1	1		
42	90114-C63-000	BOLT, HANDLE LEVER PIVOT	1	1	1	1		
43	93500-03012-0A	SCREW, PAN, 3X12	2	2	2	2	B,D1,D2,D,DE,E,ED,F,N,SA,U	
			1	1	2	2	32	
44	94001-05000-0S	NUT, HEX., 5MM	1	1	1	1		
45	94002-08000-0S	NUT, HEX., 8MM	2	2	2	2	32	
46	94111-03000	WASHER, SPRING, 3MM	2	2	2	2	B,D1,D2,D,DE,E,ED,F,N,SA,U	
			1	1	2	2	32	
47	94111-08000	WASHER, SPRING, 8MM	2	2	2	2		

F-2 Front fork • Front fender (B, DE and F)

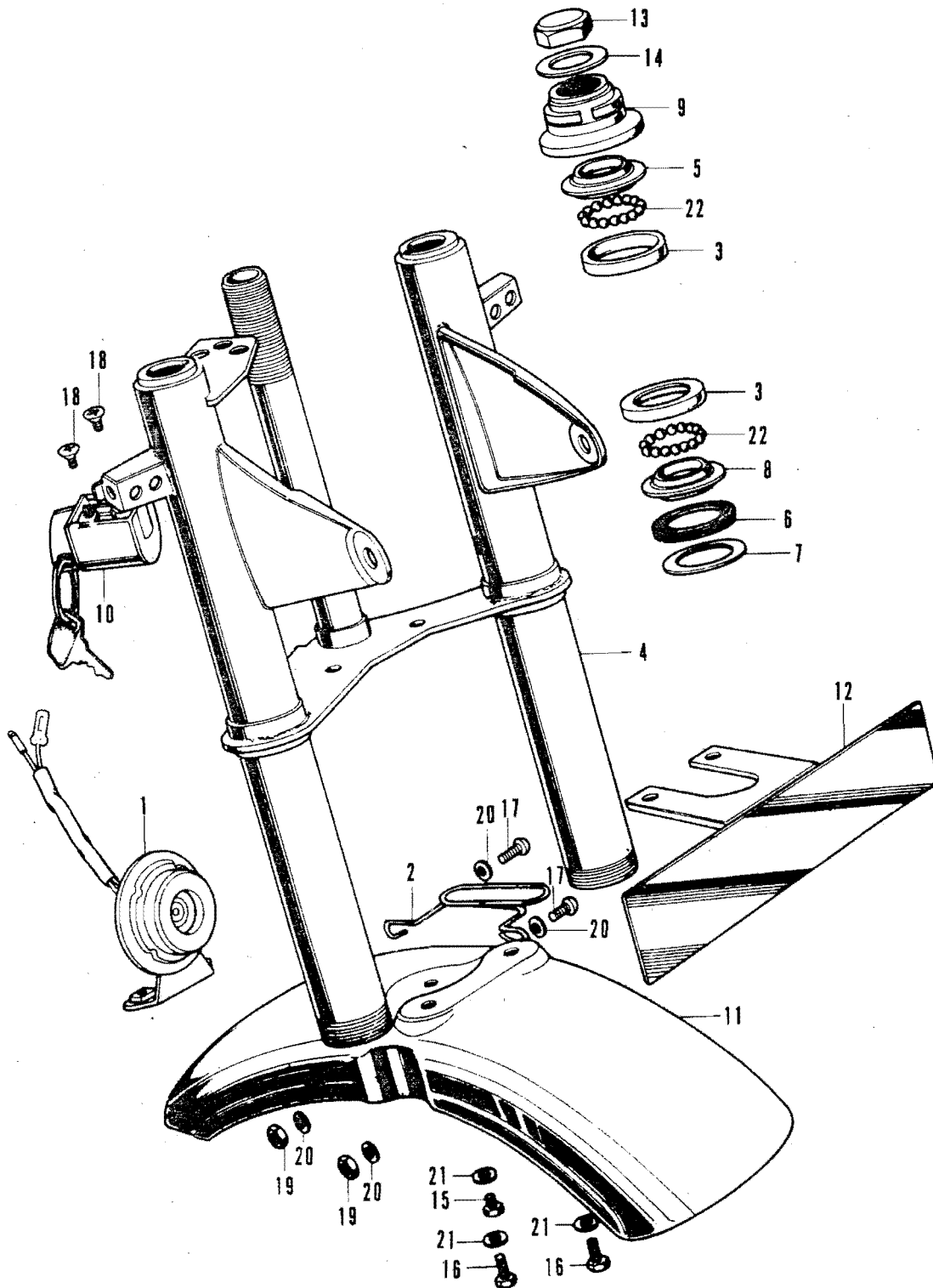


B098-42

F-2 Front fork • Front fender (B, DE and F)

Ref. No.	Part No.	Description	Reqd. No.				Serial No.	Area code
			ST 50	ST 70	K3	K3		
1	31403-071-000	RUBBER, REGULATOR CUSHION	2	2	2	2	B,DE,F	
2	39100-098-621	HORN ASSY. (MITSUBA)	1	1	1	1	B,DE,F	
3	38101-098-620	HORN COMP. 38100-098-621	1		1		B,DE,F	
4	38102-098-620	BRACKET, HORN	1	1	1	1	B,DE,F	
5	45465-098-670	CLIP, FR. BRAKE CABLE	1	1	1	1	B,DE,F	
6	50301-041-305	RACE, STEERING TOP BALL	2	2	2	2	B,DE,F	
7	50317-254-000	PLUG, USELESS HOLE	3	3	3	3	B,DE,F	
8	51510-098-782CM	FORK COMP., FR.	1	1	1	1	B,DE,F	
	51510-098-782CN	FORK COMP., FR.	1	1	1	1	B,F DE	
	51510-098-782CQ	FORK COMP., FR.	1		1		B,F	
	51510-098-782LS	FORK COMP., FR.	1		1		B,DE,F	
	51510-098-782NL	FORK COMP., FR.	1				B,DE	
	51510-098-782WF	FORK COMP., FR. {WHITE DAX} {WHITE DAX} {WHITE DAX}	1				B DE F	
			1		1	537164 550098		
	51510-098-782ZA	FORK COMP., FR. *3-31*		1		1	B,DE,F	
	51510-098-782ZB	FORK COMP., FR. *YR-26*		1		1	B,DE,F	
	51510-098-782ZC	FORK COMP., FR. *NH-45*		1		1	B,DE,F	
9	53211-028-305	RACE, STEERING TOP CONE	1	1	1	1	B,DE,F	
10	53214-001-010	DUST SEAL, STEERING HEAD	1	1	1	1	B,DE,F	
11	53215-001-000	WASHER, STEERING HEAD DUST SEAL	1	1	1	1	B,DE,F	
12	53217-030-305	RACE, STEERING BOTTOM CONE	1	1	1	1	B,DE,F	
13	53220-098-670	THREAD COMP., STEERING HANDLE TOP	1	1	1	1	B,DE,F	
14	53600-001-020	LOCK COMP., STEERING HANDLE	1	1	1	1	B,DE,F	
15	61100-098-720XW	FENDER, FR.	1	1	1	1	B,DE,F	
16	61101-098-620XW	STAY, FR. FENDER	1	1	1	1	B,DE,F	
17	90304-011-000	NUT, STEERING STEM	1	1	1	1	B,DE,F	
18	90503-011-000	WASHER, STEERING STEM 90503-051-870	1		1		B,DE,F	
	90503-051-870	WASHER, STEERING STEM	1	1	1	1	B,DE,F	
19	90563-045-000	WASHER, NUMBER BRACKET MOUNT	2	2	2	2	B,DE,F	
20	92000-06020	BOLT, HEX., 6X20	4	4	4	4	B,DE,F	
21	93500-05010-0A	SCREW, PAN, 5X10	2	2	2	2	B,DE,F	
22	93500-06012-02	SCREW, PAN, 6X12	4	4	4	4	B,DE,F	
23	93600-06012	SCREW, FLAT, 6X12	2	2	2	2	B,DE,F	
24	94001-06000	NUT, HEX., 6MM	2	2	2	2	B,DE,F	
25	94101-05000	WASHER, PLAIN, 5MM	2	2	2	2	B,DE,F	
26	94101-06000	WASHER, PLAIN, 6MM	4	4	4	4	B,DE,F	
27	94111-06000	WASHER, SPRING, 6MM	2	2	2	2	B,DE,F	
28	96211-06000	BALL, STEEL, #6 (3/16)	42	42	42	42	B,DE,F	

F-2-1 Front fork • Front fender (E)

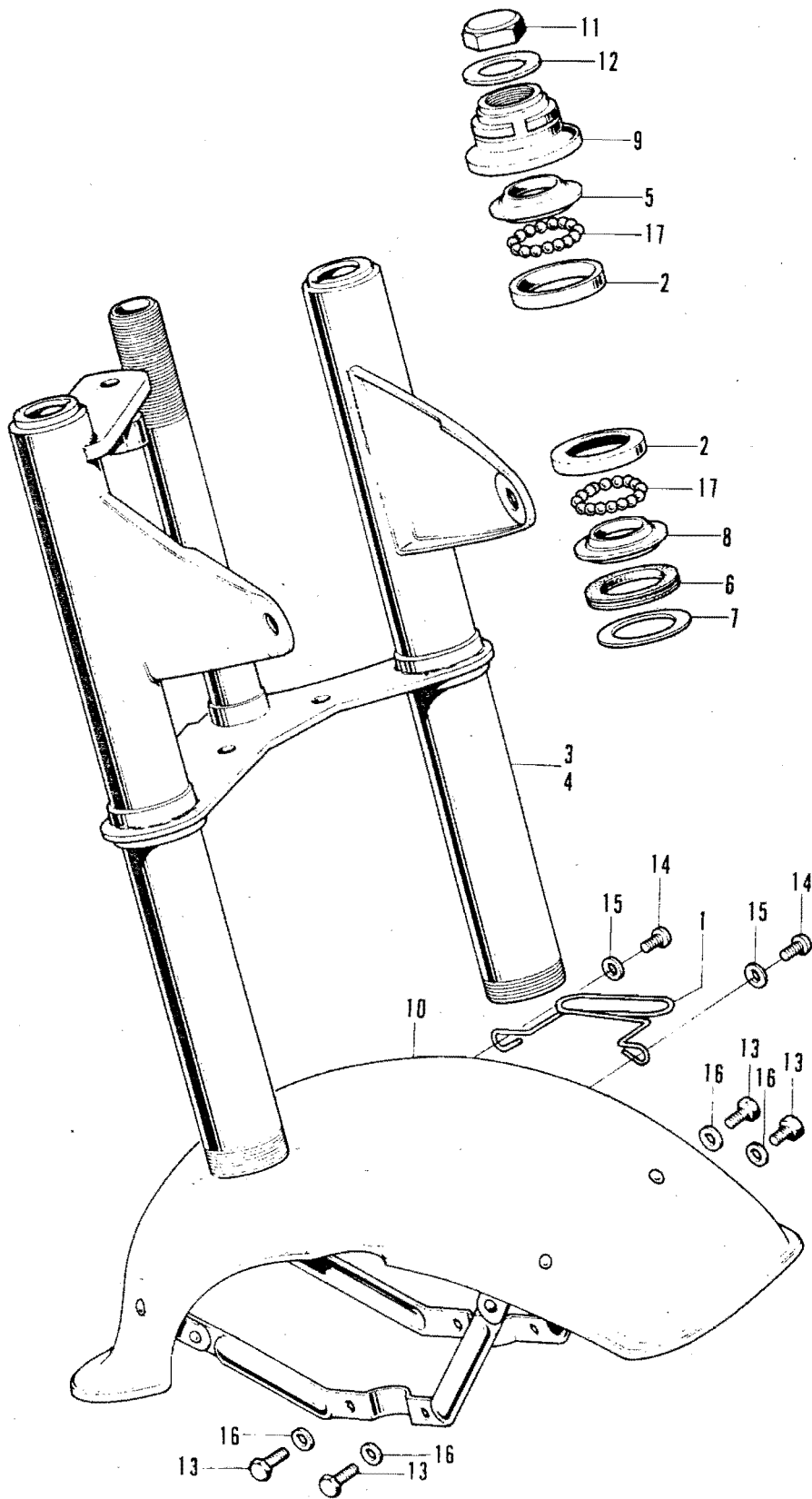


8098-17A

F-2-1 Front fork • Front fender (E)

Ref. No.	Part No.	Description	Reqd. No.				Serial No	Area code
			ST 50	ST K3	ST 70	ST K3		
1	38100-098-671	HORN ASSY.	1				E	
	38100-124-721	HORN ASSY.		1	1		E	
2	45465-098-670	CLIP, FR. BRAKE CABLE	1			116828	E	
				1	1		E	
3	50301-041-305	RACE, STEERING TOP BALL	2		2		E	
4	51510-098-600CM	FORK COMP., FR.	1				E	
	51510-098-600CN	FORK COMP., FR.	1				E	
	51510-098-630CM	FORK COMP., FR.			1	1	E	
	51510-098-630CN	FORK COMP., FR.			1		E	
						142573	E	
	51510-098-630NL	FORK COMP., FR.			1		E	
	51510-098-630WF	FORK COMP., FR. (WHITE OAX)			1		E	
	51510-098-630ZA	FORK COMP., FR. *J-31*				1	E	
	51510-098-630ZB	FORK COMP., FR. *YR-26*				1	E	
	51510-098-630ZC	FORK COMP., FR. *NH-45*				1	E	
5	53211-028-305	RACE, STEERING TOP CONE	1		1	1	E	
6	53214-001-010	DUST SEAL, STEERING HEAD	1		1	1	E	
7	53215-001-000	WASHER, STEERING HEAD DUST SEAL	1		1	1	E	
8	53217-030-305	RACE, STEERING BOTTOM CONE	1		1	1	E	
9	53220-098-670	THREAD COMP., STEERING HANDLE TOP	1		1	1	E	
10	53600-001-020	LOCK COMP., STEERING HANDLE	1		1	1	E	
11	61100-098-690AU	FENDER, FR.	1				E	
	61100-098-691AU	FENDER, FR.	1			116827	E	
	61100-098-691AU	FENDER, FR.	1			116828	E	
					1	1	E	
12	84703-098-600B	PLATE, FR. NUMBER	1				E	
					1		E	
						151059	E	
13	90304-011-000	NUT, STEERING STEM	1		1	1	E	
14	90503-011-000	WASHER, STEERING STEM	1		1		E	
	90503-051-870	WASHER, STEERING STEM	1		1	1	E	
15	92000-06008	BOLT, HEX., 6X8			1	1	E	
16	92000-06012	BOLT, HEX., 6X12	2		2	2	E	
17	93500-05010-0A	SCREW, PAN, 5X10	1				E	
					1	1	E	
18	93600-06012	SCREW, FLAT, 6X12	2		2	2	E	
19	94001-05000	NUT, HEX., 5MM	2		2	2	E	
20	94101-05000	WASHER, PLAIN, 5MM	4		4	4	E	
21	94101-06000	WASHER, PLAIN, 6MM	3		3	3	E	
22	96211-06000	BALL, STEEL, #6 (3/16)	42		42	42	E	

F-2-2 Front fork • Front fender (ED, G2, G and N)

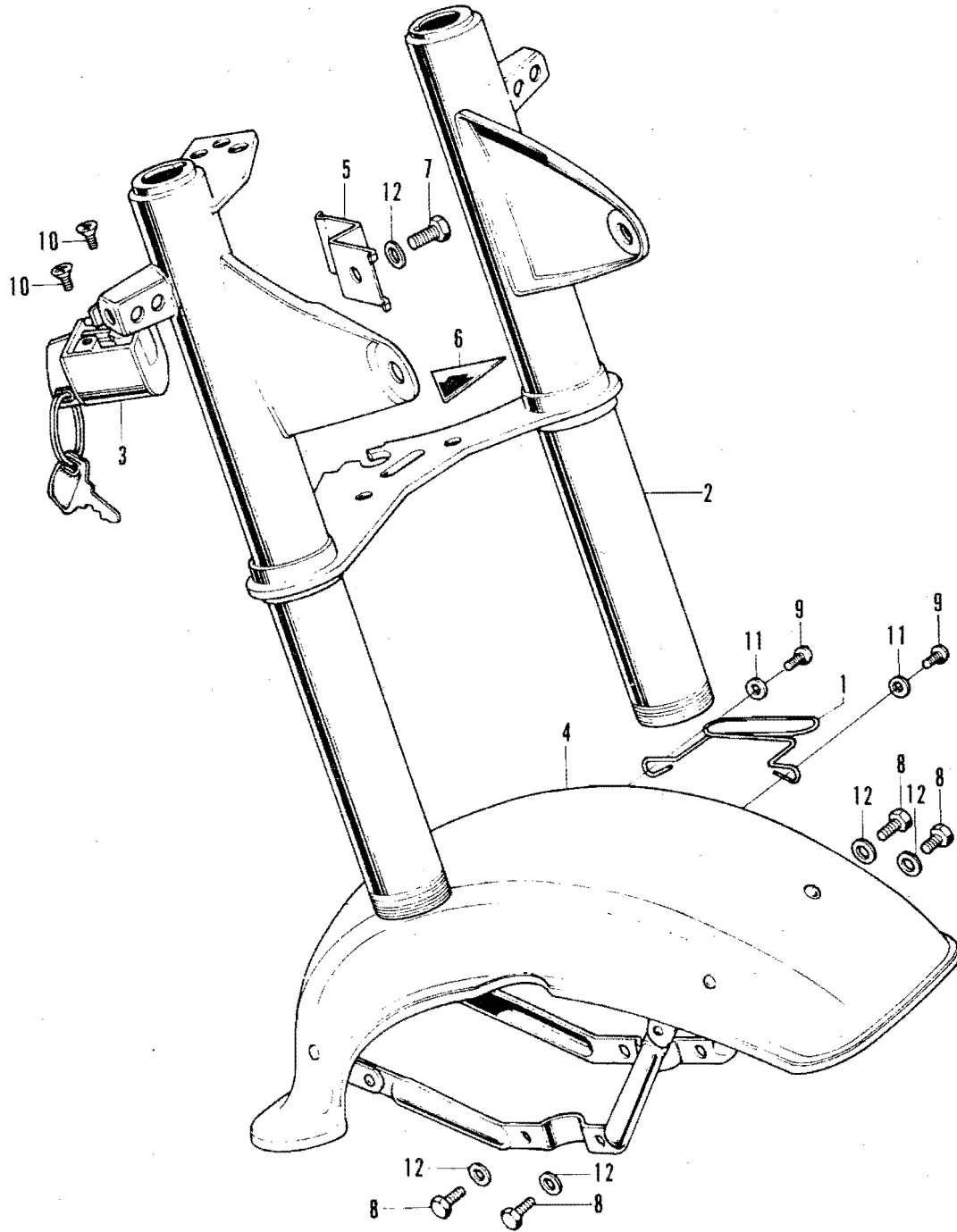


B098-41

F-2-2 Front fork • Front fender (ED, G2, G and N)

Ref. No.	Part No.	Description	Reqd. No.				Serial No.	Area code
			ST 50	ST K3	ST 70	ST K3		
1	45465-098-67J	CLIP, FR. BRAKE CABLE	1	1	1	1	ED, 32, 3, N	
2	50301-041-305	RACE, STEERING TOP BALL	2	2	2	2	ED, 32, 3, N	
3	51510-098-611CM	FORK COMP., FR.			1	124796	;	
	51510-098-611CN	FORK COMP., FR.			1	124796	;	
	51510-098-612CM	FORK COMP., FR.	1	1		124797	ED, 32, 3	
					1		;	
	51510-098-612CN	FORK COMP., FR.	1	1		124797	ED, 32, 3, N	
					1		;	
	51510-098-612CQ	FORK COMP., FR.	1				ED, 32, 3	
	51510-098-612LS	FORK COMP., FR.	1				ED, 32, 3, N	
	51510-098-612NL	FORK COMP., FR.	1				ED, 32, 3, N	
	51510-098-612WF	FORK COMP., FR. (WHITE DAX) (WHITE DAX)	1			3009224	ED N	
			1					
	51510-098-612ZA	FORK COMP., FR. *J-31*		1			;	
	51510-098-612ZB	FORK COMP., FR. *YR-26*		1			;	
	51510-098-612ZC	FORK COMP., FR. *NH-45*		1			;	
4	51510-098-940CM	FORK COMP., FR.			1	141824	32	
					1		;	
	51510-098-940LS	FORK COMP., FR.		1		141824	32	
	51510-098-940NL	FORK COMP., FR.		1		141824	32	
	51510-098-940WF	FORK COMP., FR. (WHITE DAX)		1			32	
	51510-098-940ZA	FORK COMP., FR. *J-31*			1		;	
	51510-098-940ZB	FORK COMP., FR. *YR-26*			1		;	
	51510-098-940ZC	FORK COMP., FR. *NH-45*			1		;	
	51510-098-940ZD	FORK COMP., FR. *PB-3C*			1		;	
5	53211-028-305	RACE, STEERING TOP CONE	1	1	1	1	ED, 32, 3, N	
6	53214-001-010	DUST SEAL, STEERING HEAD	1	1	1	1	ED, 32, 3, N	
7	53215-001-000	WASHER, STEERING HEAD DUST SEAL	1	1	1	1	ED, 32, 3, N	
8	53217-030-305	RACE, STEERING BOTTOM CONE	1	1	1	1	ED, 32, 3, N	
9	53220-098-670	THREAD COMP., STEERING HANDLE TOP	1	1	1	1	ED, 32, 3, N	
10	61100-098-691AU	FENDER, FR.	1	1	1	1	ED, 32, 3, N	
11	90304-011-000	NUT, STEERING STEM	1	1	1	1	ED, 32, 3, N	
12	90503-011-000	WASHER, STEERING STEM	1		1		ED, 32, 3, N	
	90503-051-870	WASHER, STEERING STEM	1	1	1	1	ED, 32, 3, N	
13	92000-06012	BOLT, HEX., 6X12	4	4	4	4	ED, 32, 3, N	
14	93500-05010-0A	SCREW, PAN, 5X10	2	2	2	2	ED, 32, 3, N	
15	94101-05000	WASHER, PLAIN, 5MM	2	2	2	2	ED, 32, 3, N	
15	94101-06000	WASHER, PLAIN, 6MM	4	4	4	4	ED, 32, 3, N	
17	96211-06000	BALL, STEEL, #6 (3/16)	42	42	42	42	ED, 32, 3, N	

F-2-3 Front fork • Front fender (D1 and U)

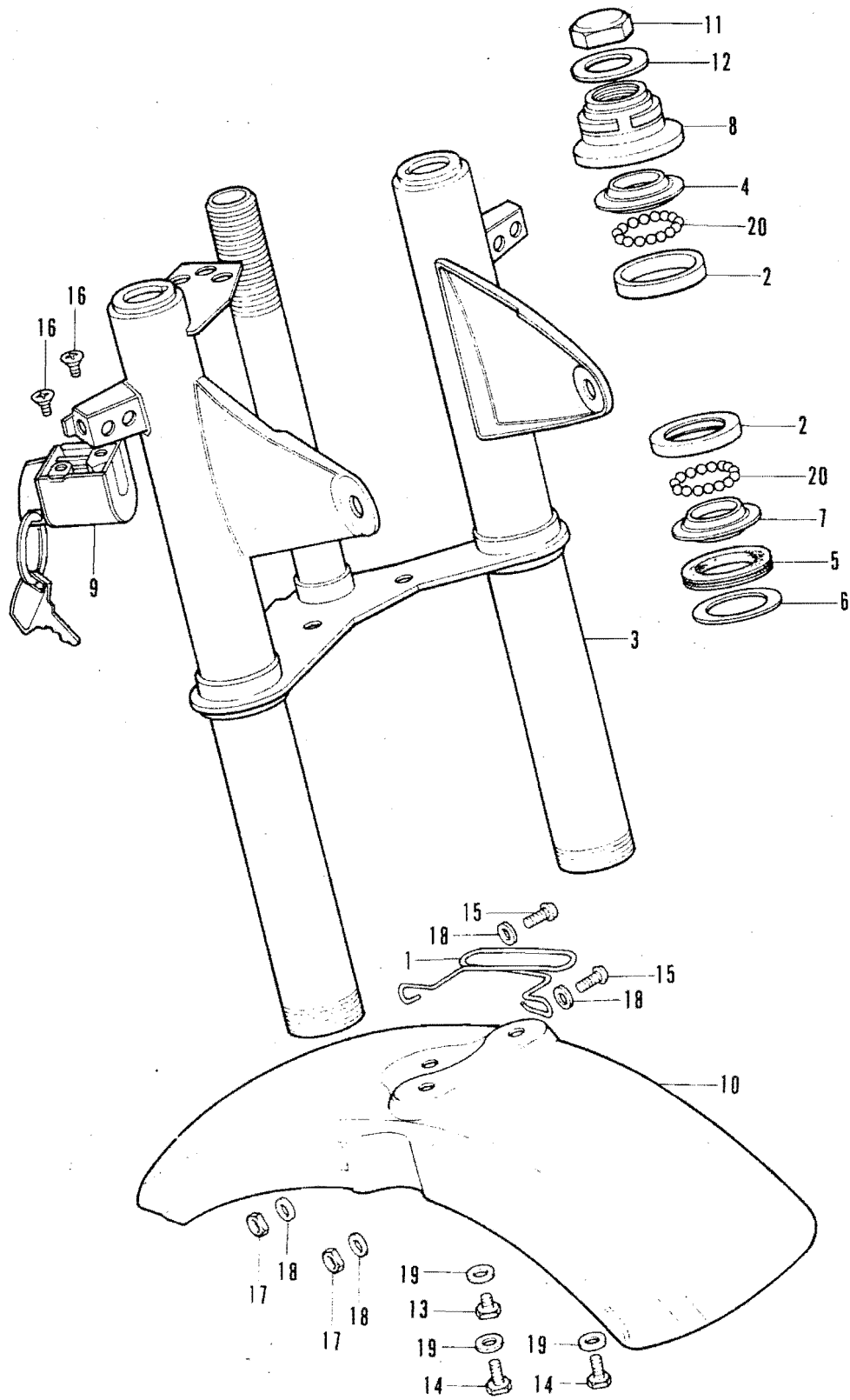


B098-16

F-2-3 Front fork • Front fender (D1 and U)

Ref. No.	Part No.	Description	Reqd. No.		Serial No.	Area code
			ST 50 K3	ST 70 K3		
1	45465-098-670	CLIP, FR. BRAKE CABLE	1		123092	D1,U
2	51510-098-681CM	FORK COMP., FR.	1			D1,U
	51510-098-681CN	FORK COMP., FR.	1		143253	U D1
	51510-098-681CQ	FORK COMP., FR.	1		143253	U D1
	51510-098-681LS	FORK COMP., FR.	1		143254	U D1
	51510-098-681NL	FORK COMP., FR.	1		143254	U D1
3	53600-001-C20	LOCK COMP., STEEFIN; HANDLE	1			D1,U
4	61100-098-690AU	FENDER, FR.	1		123091	D1,U
	61100-098-691AU	FENDER, FR.	1		123092	D1,U
5	61306-098-000	CLAMPER, WIRE HARNESS	1			D1,U
6	87506-098-680	PLATE B, CAUTION	1		136157	D1,U
7	92000-06010	BOLT, HEX., 6X10	1			D1,U
8	92000-06012	BOLT, HEX., 6X12	4			D1,U
9	93500-05010-0A	SCREW, PAN, 5X10	2		123092	D1,U
10	93600-06012	SCREW, FLAT, 6X12	2			D1,U
11	94101-05000	WASHER, PLAIN, 5MM	2		123092	D1,U
12	94101-06000	WASHER, PLAIN, 6MM	5			D1,U

F-2-4 Front fork • Front fender (D2, D and SA)

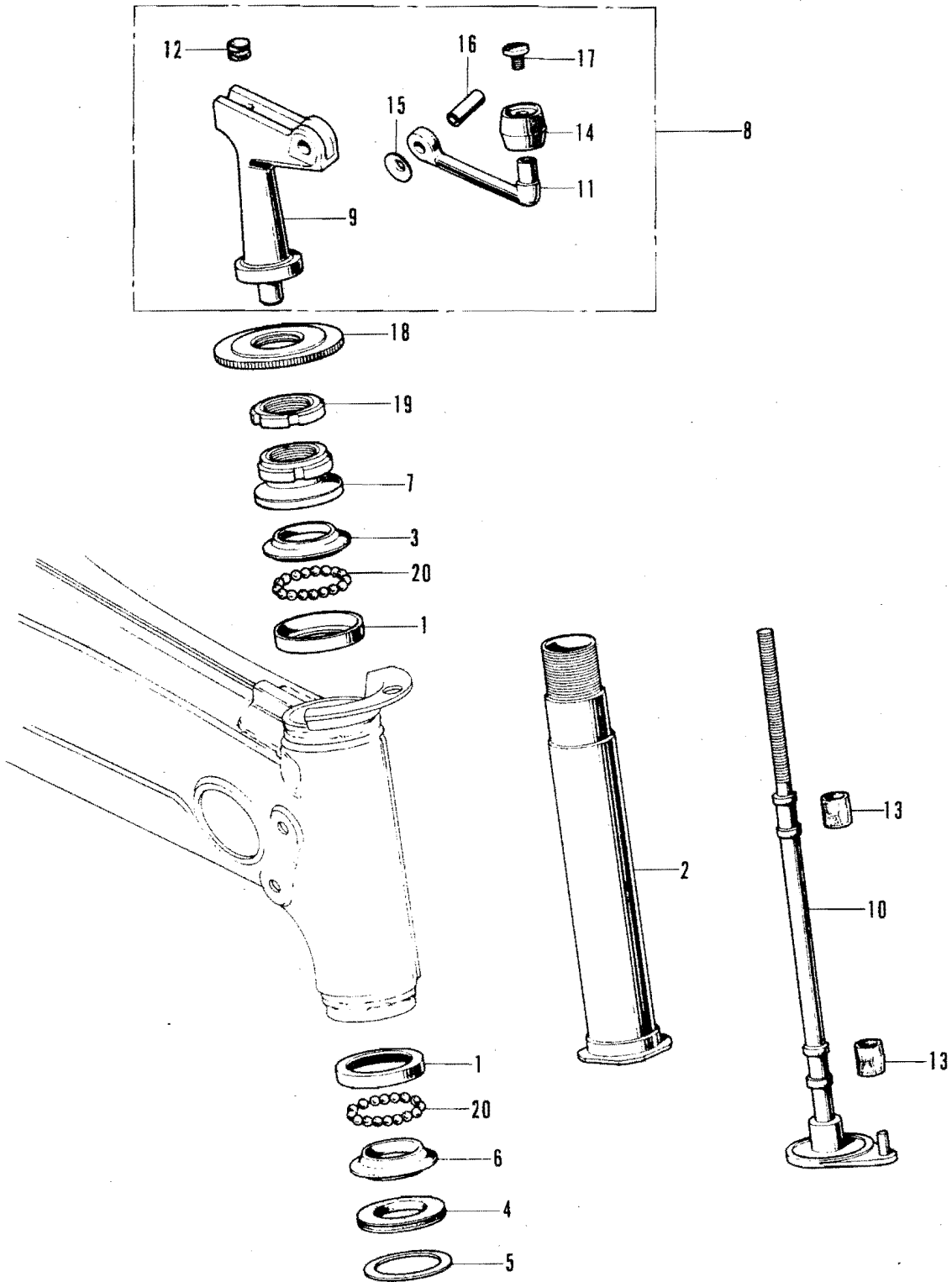


3098-107

F-2-4 Front fork • Front fender (D2, D and SA)

Ref. No.	Part No.	Description	Reqd. No.				Serial No.	Area code
			ST 50	ST K3	ST 70	ST K3		
1	45465-098-670	CLIP, FR. BRAKE CABLE	1	1			D2, D, SA	
2	50301-041-305	RACE, STEERING; TOP BALL	2	2			D2, D, SA	
3	51510-098-782CM	FORK COMP., FR.	1	1			D2, D, SA	
	51510-098-782CN	FORK COMP., FR.	1	1			D2, D, SA	
	51510-098-782CQ	FORK COMP., FR.	1				D2	
	51510-098-782LS	FORK COMP., FR.	1				D2	
	51510-098-782NL	FORK COMP., FR.	1				D2	
	51510-098-782WF	FORK COMP., FR. (WHITE DAX)	1		542081		D2	
	51510-098-782ZA	FORK COMP., FR. *J-31*	1				D, SA	
	51510-098-782ZB	FORK COMP., FR. *YR-26*	1				D, SA	
	51510-098-782ZC	FORK COMP., FR. *NH-45*	1				D, SA	
4	53211-028-305	RACE, STEERING; TOP CONE	1	1			D2, D, SA	
5	53214-001-010	DUST SEAL, STEERING; HEAD	1	1			D2, D, SA	
6	53215-001-000	WASHER, STEERING; HEAD DUST SEAL	1	1			D2, D, SA	
7	53217-030-305	RACE, STEERING; BOTTOM CONE	1	1			D2, D, SA	
8	53220-098-670	THREAD COMP., STEERING; HANDLE TOP	1	1			D2, D, SA	
9	53600-001-020	LOCK COMP., STEERING; HANDLE	1	1			D2, D, SA	
10	61100-098-671XW	FENDER, FR.	1	1			D2, D, SA	
11	90304-011-000	NUT, STEERING; STEM	1	1			D2, D, SA	
12	90503-011-000	WASHER, STEERING; STEM 90503-051-870	1				D2	
	90503-051-870	WASHER, STEERING; STEM	1	1			D2, D, SA	
13	92000-06008	BOLT, HEX., 6X8	1	1			D2, D, SA	
14	92000-06016	BOLT, HEX., 6X16	2	2			D2, D, SA	
15	93500-05010-0A	SCREW, PAN, 5X10	2	2			D2, D, SA	
16	93600-06012	SCREW, FLAT, 6X12	2	2			D2, D, SA	
17	94001-05000-0S	NUT, HEX., 5MM	2	2			D2, D, SA	
18	94101-05000	WASHER, PLAIN, 5MM	4	4			D2, D, SA	
19	94101-06000	WASHER, PLAIN, 6MM	3	3			D2, D, SA	
20	96211-06000	BALL, STEEL, #6 (3/16)	42	42			D2, D, SA	

F-3 Head pipe knob (D1 and U)

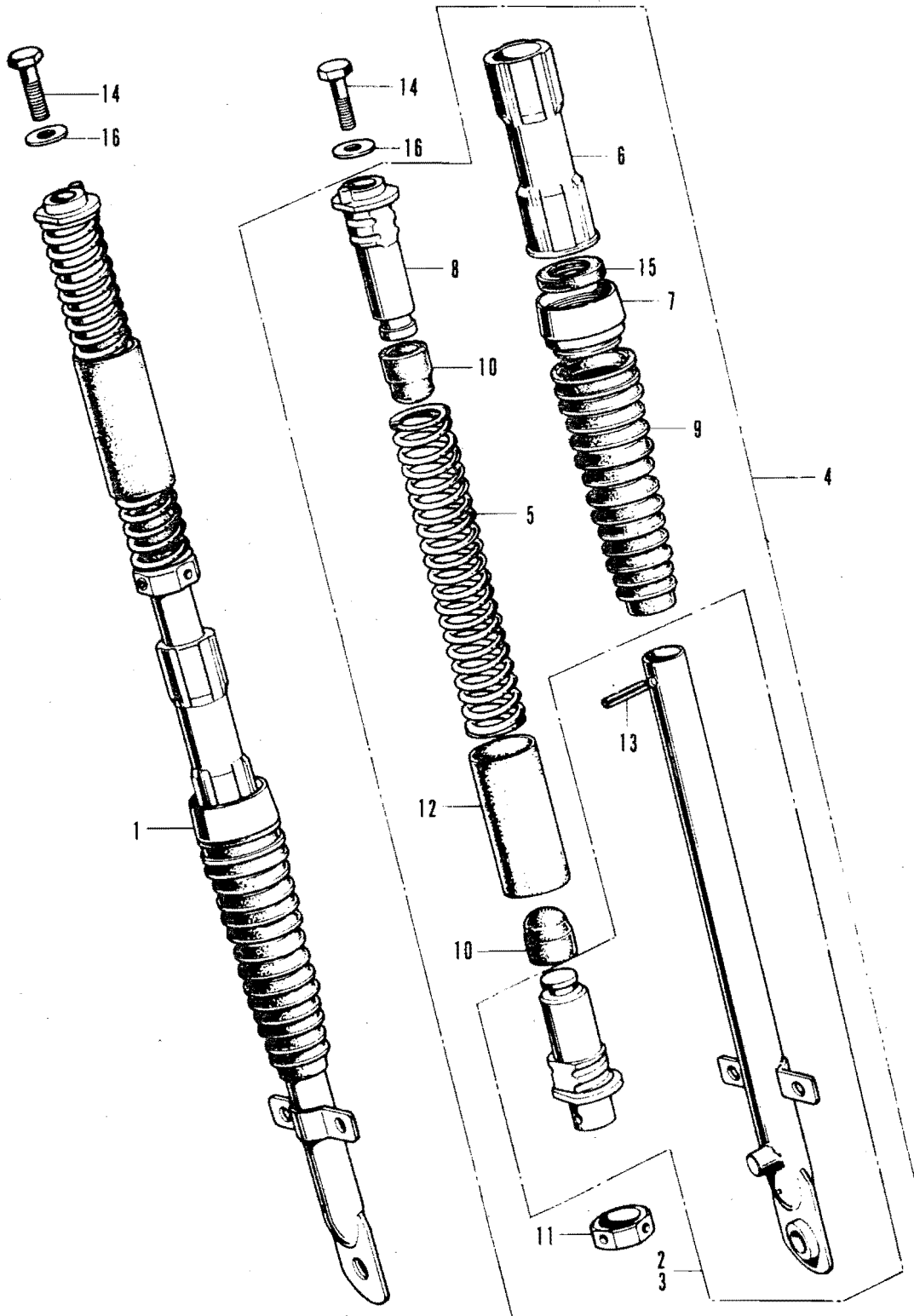


B098-13A

F-3 Head pipe knob (D1 and U)

Ref. No.	Part No.	Description	Reqd. No.		Serial No.	Area code
			ST 50 K3	ST 70 K3		
1	50301-041-305	RACE, STEERING; TOP BALL		2		D1,U
2	53207-098-030	STEM, STEERING		1		D1,U
3	53211-028-305	RACE, STEERING; TOP CONE		1		D1,U
4	53214-001-010	DUST SEAL, STEERING HEAD		1		D1,U
5	53215-001-000	WASHER, STEERING HEAD DUST SEAL		1		D1,U
5	53217-030-305	RACE, STEERING; BOTTOM CONE		1		D1,U
7	53220-098-010	THREAD COMP., STEERING HEAD TOP		1		D1,U
8	53300-098-000	KNOB ASSY., HEAD PIPE		1		D1,U
9	53301-098-000	KNOB, HEAD PIPE		1		D1,U
10	53302-098-020	BOLT, HEAD PIPE		1		D1,U
11	53305-098-000	LEVER, HEAD PIPE KNOB		1		D1,U
12	53306-098-000	PLUG, HEAD PIPE KNOB		1		D1,U
13	53307-098-030	RUBBER, STEM FRICTION		2		D1,U
14	53312-098-000	ROLLER, KNOB LEVER		1		D1,U
15	53313-098-000	WASHER, KNOB LEVER FRICTION		1		D1,U
16	53314-098-000	PIN, SPRING		1		D1,U
17	90169-098-000	SCREW, KNOB LEVER		1		D1,U
18	90303-098-000	NUT, STEERING; STEM		1		D1,U
19	90304-098-000	NUT, STEERING STEM LOCKING		1		D1,U
20	96211-06000	BALL, STEEL, #6 (3/16)		42		D1,U

F-4 Front cushion

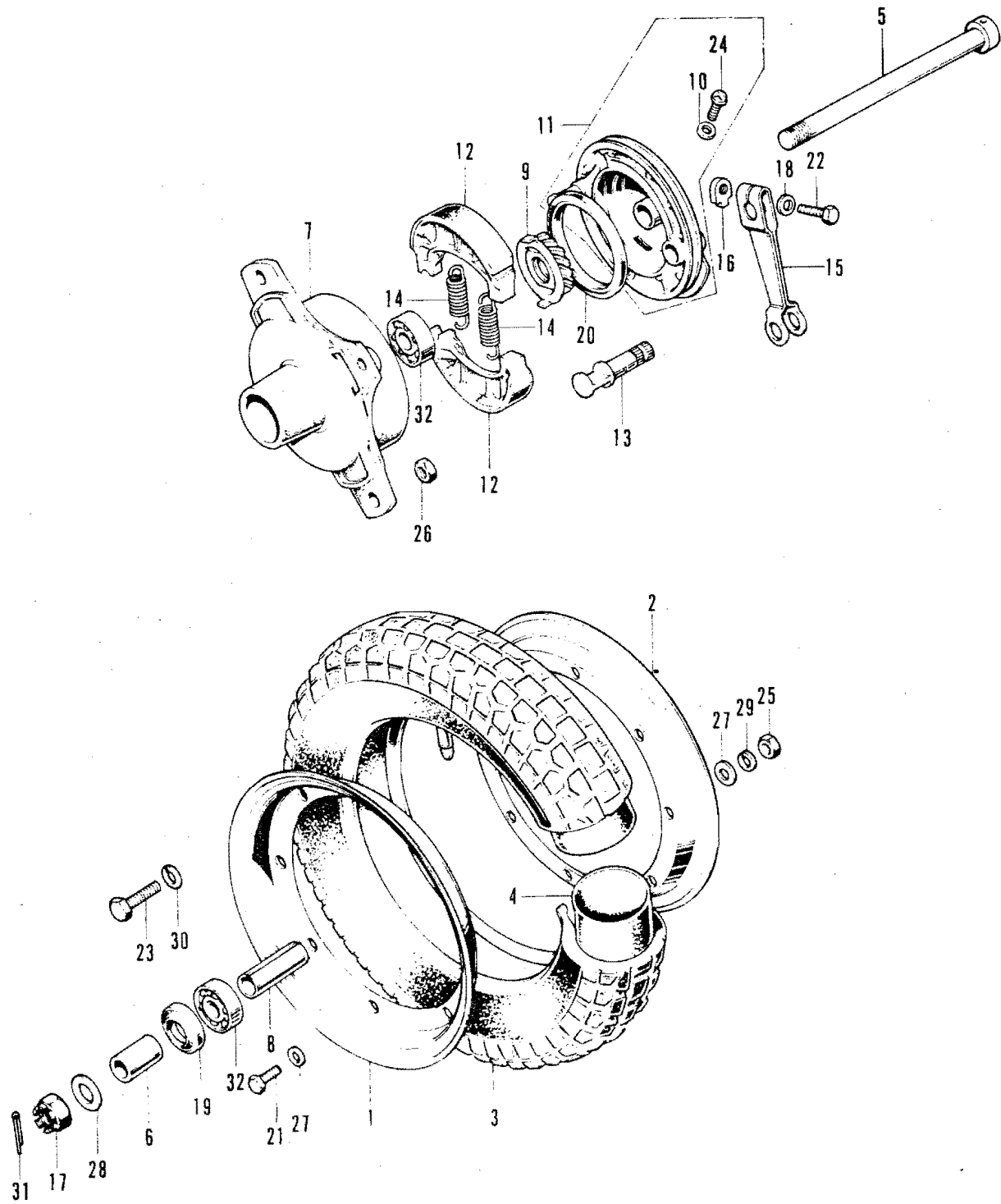


5093-19

F-4 Front cushion

Ref. No.	Part No.	Description	Reqd. No.				Serial No.	Area code
			ST 50	ST 70	ST 70	ST 70		
1	51400-098-030	CUSHION ASSY., R. FR.	1	1	1	1	D1, ED, 32, 3, N, U	
	51400-098-600	CUSHION ASSY., R. FR.	1				E	
	51400-098-630	CUSHION ASSY., R. FR.			1	1	E	
	51400-098-671	CUSHION ASSY., R. FR.	1	1	1	1	B, D2, D, DE, F, SA	
2	51450-098-000	PIPE COMP., R. FR. CUSHION SLIDE HALF	1	1	1	1	D1, E, ED, 32, 3, N, U	
	51450-098-670	PIPE COMP., R. FR. CUSHION SLIDE HALF	1	1	1	1	B, D2, D, DE, F, SA	
3	51460-098-000	PIPE COMP., L. SLIDE HALF	1	1	1	1	D1, E, ED, 32, 3, N, U	
	51460-098-670	PIPE COMP., L. SLIDE HALF	1	1	1	1	B, D2, D, DE, F, SA	
4	51500-098-030	CUSHION ASSY., L. FR.	1	1	1	1	D1, ED, 32, 3, N, U	
	51500-098-600	CUSHION ASSY., L. FR.	1				E	
	51500-098-630	CUSHION ASSY., L. FR.			1	1	E	
	51500-098-671	CUSHION ASSY., L. FR.	1	1	1	1	B, D2, D, DE, F, SA	
5	51501-064-691	SPRING, FR. CUSHION	2	2	2	2		
6	51502-045-670	GUIDE, FR. FORK PIPE	2	2	2	2		
7	51503-064-010	CAP, FORK PIPE GUIDE	2	2	2	2	B, D1, D2, D, DE, ED, F, 32, 3, N, SA, U	
	51503-098-000	CAP, FORK PIPE GUIDE			2	2	E	
8	51504-098-300	HOLDER, CUSHION SPRING UPPER	2	2	2	2		
9	51505-064-010B	BOOT, FR. FORK	2	2	2	2		
10	51506-064-020	RUBBER, FR. CUSHION STOPPER	4	4	4	4	B, D1, D2, D, DE, ED, F, 32, 3, N, SA, U	
	51506-098-600	RUBBER, FR. CUSHION STOPPER	4				E	
	51506-098-630	RUBBER, FR. CUSHION STOPPER			4	4	E	
11	51507-098-000	PISTON, SLIDE PIPE	2	2	2	2		
12	51508-098-000	COVER, FR. CUSHION SPRING	2	2	2	2		
13	51526-098-000	PIN, SPRING	2	2	2	2		
14	90125-098-010	BOLT, HEX., 10X50	2	2	2	2	D1, ED, 32, 3, N, U	
	93000-10040-08	BOLT, HEX., 10X40	2	2	2	2	B, D2, D, DE, E, F, SA	
15	90755-064-013	OIL SEAL, 20.7X30X7	2	2	2	2		
16	94101-10000	WASHER, PLAIN, 10MM	2	2	2	2		

F-5 Front wheel

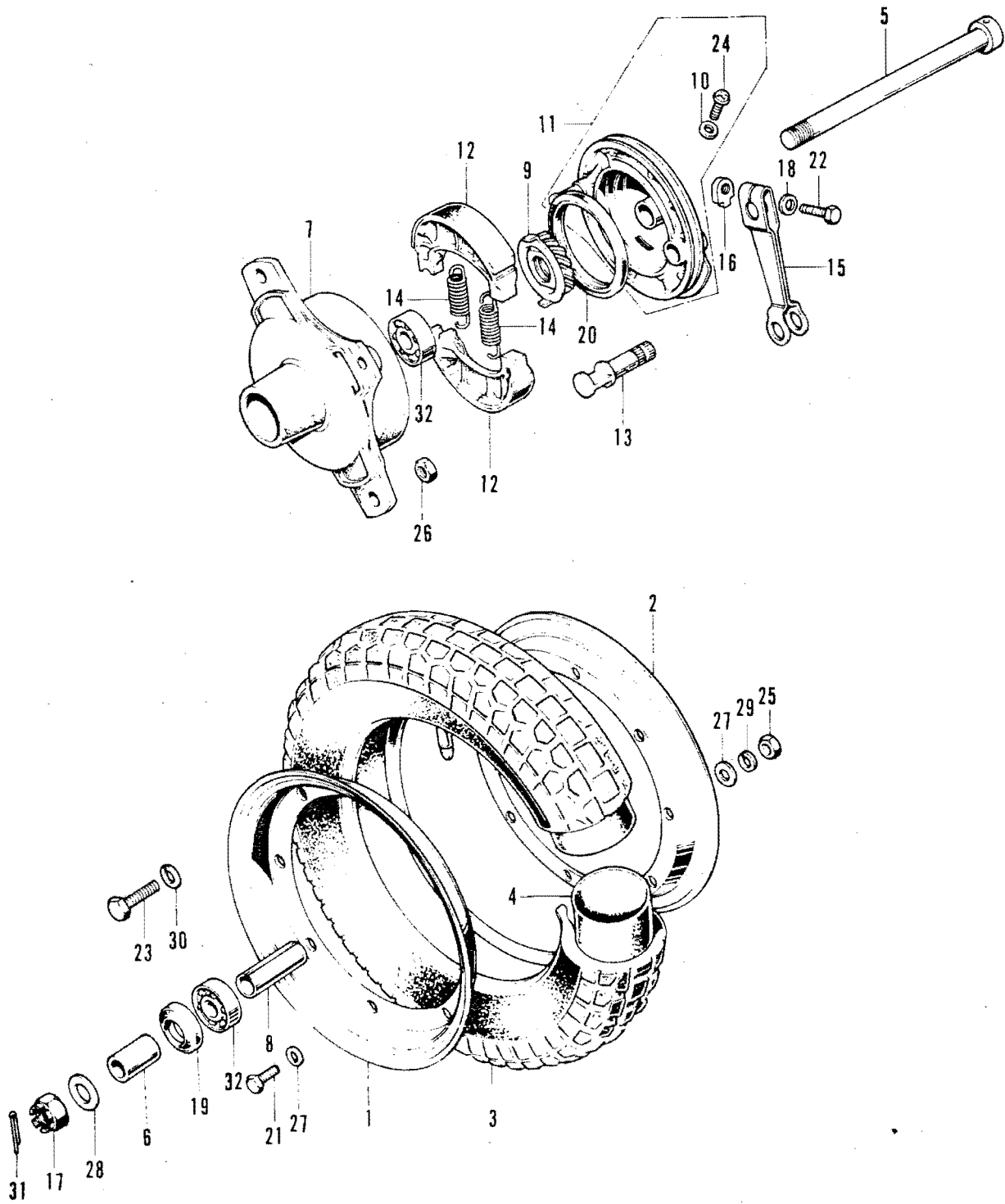


B098-20

F-5 Front wheel

Ref. No.	Part No.	Description	Reqd. No.				Serial No.	Area code
			ST 50	K3	ST 70	K3		
1	42701-098-000AU	RIM, R. WHEEL	1	1	1		6148904 6112122	
	42701-098-853ZA	RIM, R. WHEEL *NH-35M* (YUNO)	1		1	6148905 6112123		
	42701-098-854ZA	RIM, R. WHEEL *NH-35M* (KANAI)	1		1	6148905 6112123		
2	42702-098-000AU	RIM, L. WHEEL	1	1	1		6148904 6112122	
	42702-098-853ZA	RIM, L. WHEEL *NH-35M* (YUNO)	1		1	6148905 6112123		
	42702-098-854ZA	RIM, L. WHEEL *NH-35M* (KANAI)	1		1	6148905 6112123		
3	42711-098-003	TIRE, FR. WHEEL (3.50-10 BS)	1	1	1	1		
	42711-098-006	TIRE, WHEEL (3.50-10)	1	1	1	1		
	42711-098-156	TIRE, WHEEL (3.50-10)	1	1	1	1		
4	42712-098-690	TUBE, WHEEL (3.50-10 NITTO)	1	1	1	1		
	42712-098-691	TUBE, WHEEL (3.50-10 BS)	1	1	1	1		
5	44301-045-010	AXLE, FR. WHEEL	1				135982 E, 520112 B, 133606 D1,G,U 529750 D2,F	
	44301-098-000	AXLE, FR. WHEEL	1				135983 E, 520113 B, 549359 B, 117218 32, 549359 DE, ED,N, 133607 D1,G,U 529751 D2,F, 152678 E,32	
	44301-098-010	AXLE, FR. WHEEL	1				117219 32, 549360 B,DE, 152679 E,32, 570219 D2,F	
6	44311-045-670	COLLAR, FR. WHEEL SIDE	1	1	1	1		
7	44600-098-000AU	HUB, FR. WHEEL	1		1		B,D1,D2,DE,E,ED,F,G,N,U	
	44600-098-010AU	HUB, FR. WHEEL	1	1	1	1		
4	44602-098-000	COLLAR, FR. AXLE DISTANCE	1	1	1	1		
9	44806-098-010	GEAR, SPEEDOMETER	1		1			
	44804-124-000	GEAR COMP., SPEEDOMETER	1	1	1	1		
10	44820-001-000	WASHER, GEAR BOX CAP SCREW	1	1	1	1		
11	45010-098-000	PANEL COMP., FR. BRAKE	1		1			
	45010-124-000	PANEL COMP., FR. BRAKE	1	1	1	1		

F-5 Front wheel

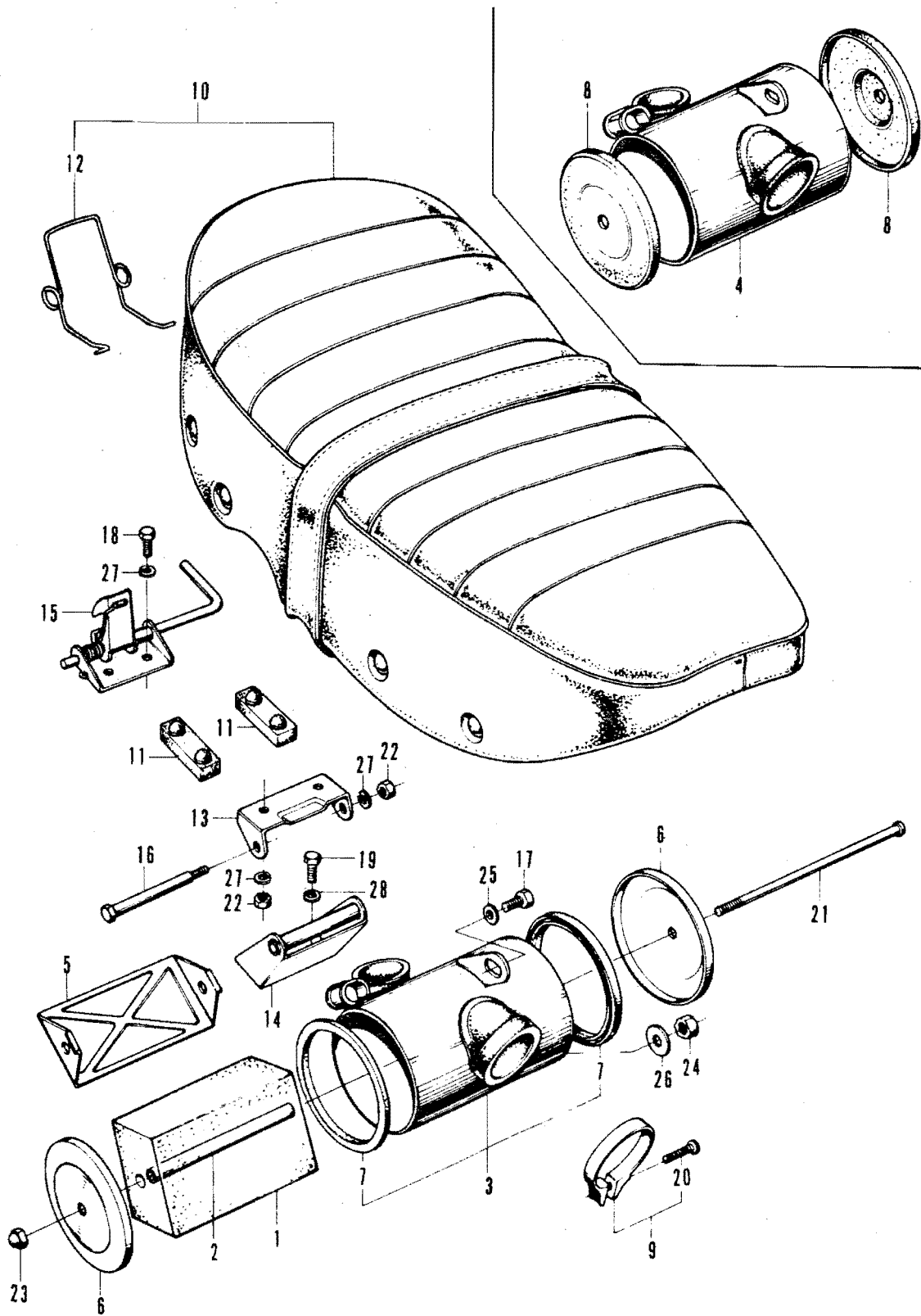


B098-20

F-5 Front wheel

Ref. No.	Part No.	Description	Reqd. No.				Serial No.	Area code
			ST 50	ST K3	ST 70	ST K3		
12	45120-001-010	SHOE COMP., FR. BRAKE	2	2	2			
						6125172		
						6106182	D,E,F,;	
	45120-096-651	SHOE COMP., BRAKE (NIPPON)	2		2			
						6125173		
						6106183	D,E,F,G SA	
	45120-096-652	SHOE COMP., BRAKE (ASAHI)	2		2			
						6125173		
						6106183	D,E,F,; SA	
13	45131-C30-000	CAM, FR. BRAKE	1	1	1	1		
14	45133-028-000	SPRING, BRAKE SHOE	2	2	2	2		
15	45410-098-000	ARM, FR. BRAKE	1	1	1	1		
16	45436-001-000	NUT, FR. BRAKE ARM SETTING	1	1	1	1		
17	90353-045-000	NUT, SELF LOCK, 12MM	1					
			1				135982 E,;	
				1			520112 B	
					1		133606 D1,;U	
							529750 D2,F	
	90306-098-000	NUT, AXLE	1					
			1				135983 E,;	
			1				520113 B	
			1				117218 ?2	
			1				549359 DE	
				1			ED,N	
					1		D1,;U	
						133607	570218 D2,F	
						529751	152678 E,;2	
	90305-051-000	NUT, RR. AXLE	1					
			1				117219 ;2	
				1			549360 B,DE	
					1		152679 E,;2	
							570219 D2,F	
18	90525-001-000	WASHER, RR. BRAKE ARM	1	1	1	1		
19	90755-229-000	OIL SEAL, 21X35X7	1	1	1	1		
20	91251-030-000	OIL SEAL, 47X58X7	1	1	1	1		
21	92000-06012	BOLT, HEX., 6X12	4	4	4	4		
22	92000-06025	BOLT, HEX., 6X25	1	1	1	1		
23	92000-08025-0A	BOLT, HEX., 8X25	4	4	4	4		
24	93500-06005	SCREW, PAN, 6X5	1	1	1	1		
25	94001-06000	NUT, HEX., 6MM	4	4	4	4		
26	94001-08000-0S	NUT, HEX., 8MM	4	4	4	4		
27	94101-06000	WASHER, PLAIN, 6MM	8	8	8	8		
28	94101-12000	WASHER, PLAIN, 12MM	1	1	1	1		
29	94111-06000	WASHER, SPRING, 6MM	4	4	4	4		
30	94111-08000	WASHER, SPRING, 8MM	4	4	4	4		
31	94201-30250	PIN, SPLIT, 3.0X25	1	1	1	1		
32	96140-63010	BEARING, RADIAL BALL, 6301U	2					
			2				106949 ;2	
				2			546507 B,DE	
					2		D1,ED,;N,U	
							148799 E,;2	
							563166 D2,F	
	96140-63010-10	BEARING, RADIAL BALL, 6301U	2					
			2				106950 ;2	
				2			546508 B,DE	
					2		148800 E,;2	
							563167 D2,F	

F-6 Seat • Air cleaner

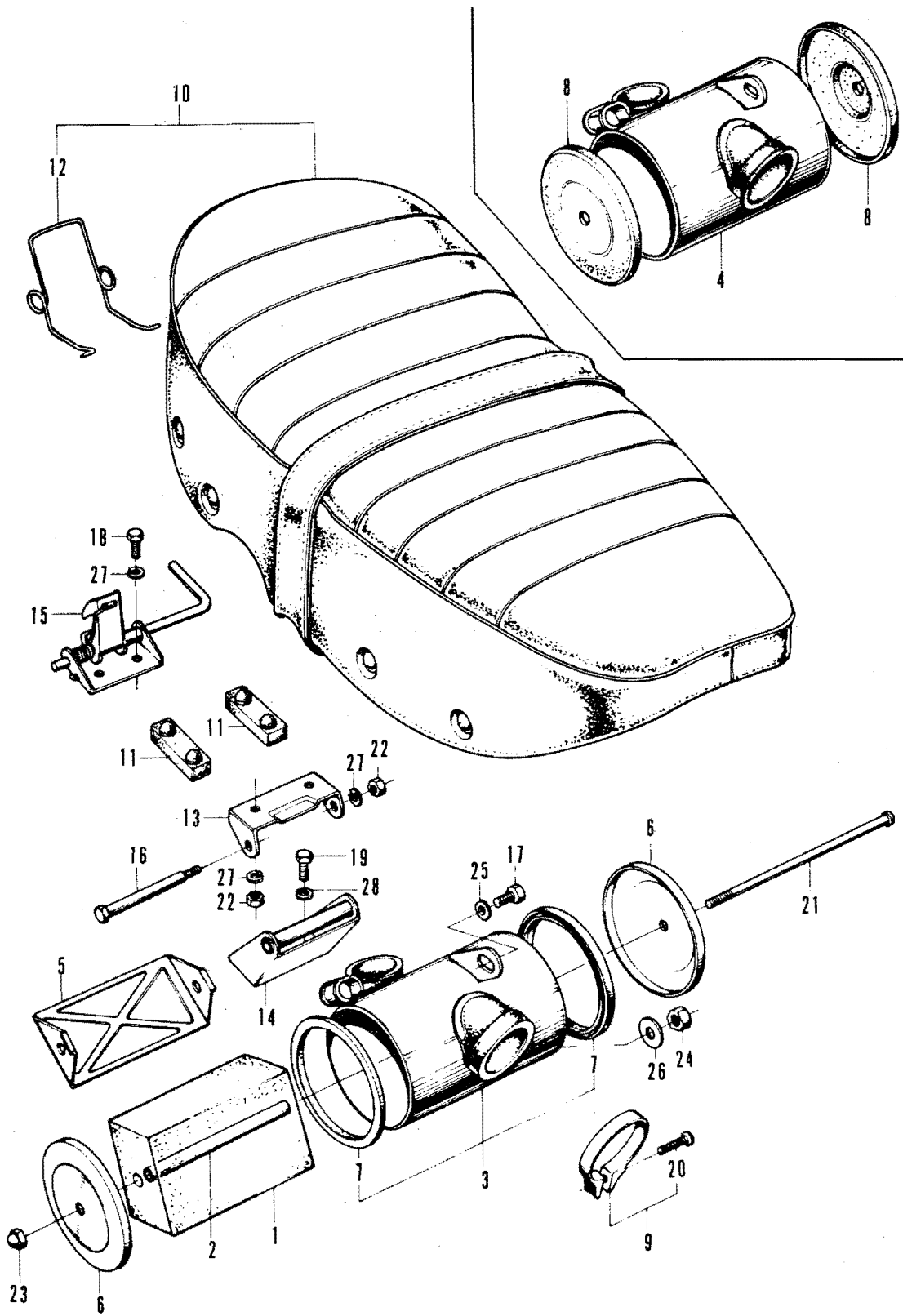


5096-21A

F-6 Seat - Air cleaner

Ref. No.	Part No.	Description	Reqd. No.				Serial No.	Area code
			ST 50	ST K3	ST 70	ST K3		
1	17211-C98-670	ELEMENT, AIR CLEANER	1	1	1		B,DE,E,ED	
					1	136543	D1,U	
					1	543355	D2	
					1		F	
	17211-098-771	ELEMENT, AIR CLEANER	1	1	1		;2,N	
				1	1	136544	D1,U	
				1	1	543356	D2	
				1	1		D,E,SA	
2	17212-098-000	PIPE, AIR CLEANER INNER	1	1	1			
3	17221-098-010B	CASE, AIR CLEANER	1	1	1		B,DE,E,ED	
				1	1	136543	D1	
				1	1	543355	D2	
				1	1		F,U	
4	17221-C98-911B	CASE, AIR CLEANER	1				N	
				1		136544	D1	
				1		543356	D2	
				1	1		D,E,SA	
	17221-126-000B	CASE, AIR CLEANER	1				;2	
				1		106949	;2	
						149269	;2	
	17221-126-010B	CASE, AIR CLEANER	1			106950	;2	
				1	1	149270	;2	
				1	1		;2	
5	17222-098-771	PLATE, AIR CLEANER ELEMENT SETTING	1	1	1		;2,N	
				1	1	136544	;2	
				1	1	543356	D1	
				1	1		D2	
				1	1		D,E,SA	
6	17231-045-030	COVER, AIR CLEANER CASE	2	2	2			
7	17252-045-300	GASKET, AIR CLEANER CASE	2	2	2		B,DE,E,ED	
				2	2	136543	D1	
				2	2	543355	D2	
				2	2		F,U	
8	17252-098-771	GASKET, AIR CLEANER CASE	2	2	2		;2,N	
				2	2	136544	D1	
				2	2	543356	D2	
				2	2		D,E,SA	
9	17255-098-000	BAND, AIR CLEANER CONNECTING	1	1	1			
10	77200-098-010A	SEAT ASSY.	1	1	1		B,D1,D2,DE,E,F,;U	
				1	1	141824	;2	
							;2	
	77200-098-710CB	SEAT ASSY. (WHITE DAX)	1			148111	ED	
		(WHITE DAX)	1				N	
		(WHITE DAX)		1		542081	D2	
		(WHITE DAX)		1			E,;2	
	77200-098-920A	SEAT ASSY.	1				ED,N	
	77200-126-920	SEAT COMP., DOUBLE		1	1			
11	77205-286-000	RUBBER B, SEAT SETTING	2	2	2			
12	77207-098-310	SPRING, TOOL SET	1	1	1			

F-6 Seat • Air cleaner

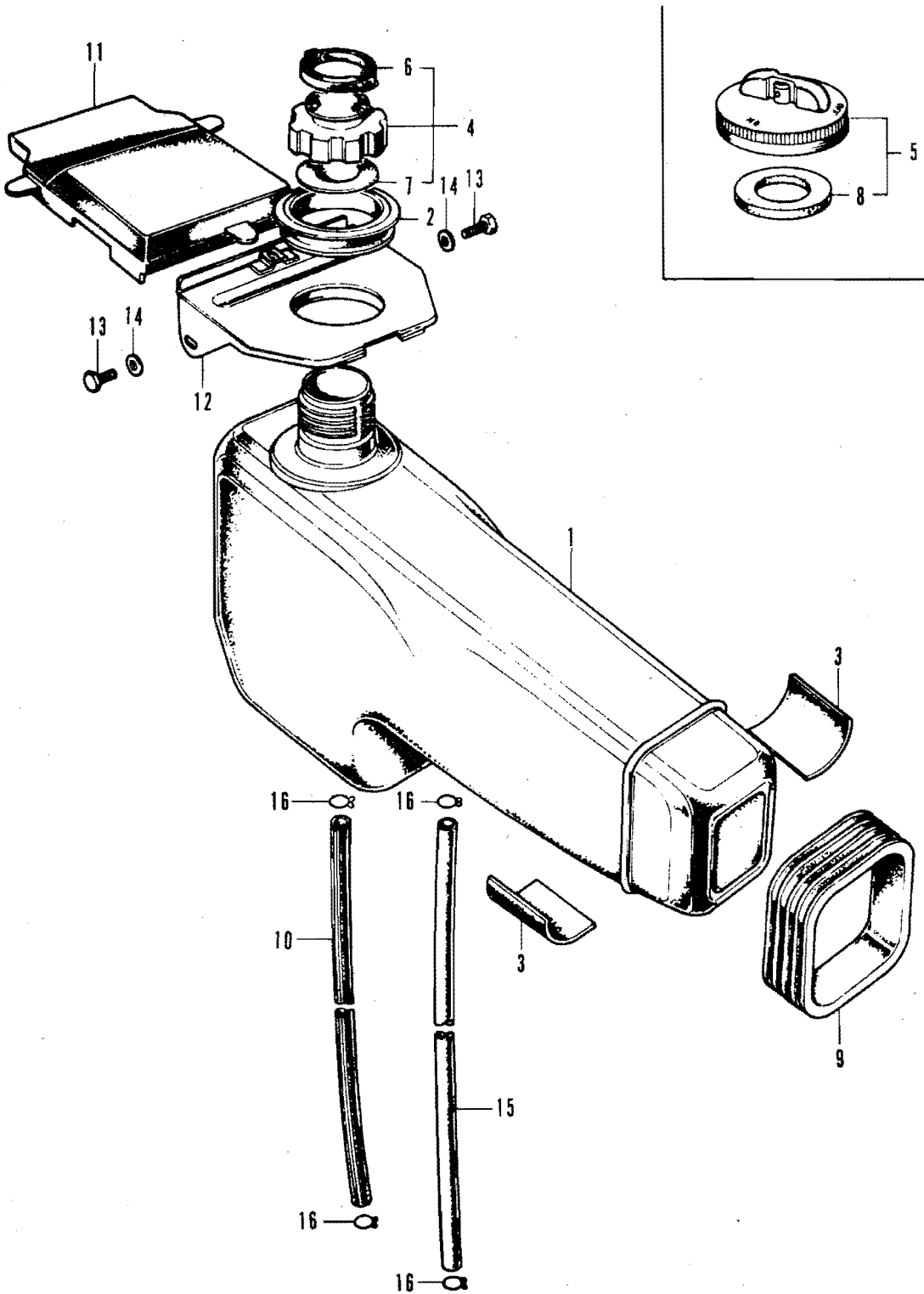


B008--21A

F-6 Seat - Air cleaner

Ref. No.	Part No.	Description	Reqd. No.				Serial No.	Area code
			ST 50	ST 70	ST K3	ST K3		
13	77210-098-000B	BRACKET A, SEAT	1				148000 537500	ED, J E D1, U D2, F
	77210-126-000B	BRACKET A, SEAT	1				148001 537501	ED, J, N E D1, U D2, F
14	77211-098-000B	BRACKET B, SEAT	1	1	1	1	139151 139211 549001	D1, U D2, F
15	77230-098-000	CATCH COMP., SEAT	1				102470 148534 543301	J2 ED, N B, DE
	77230-098-680	CATCH COMP., SEAT	1				145319 550217	D1, E, J2, U D2, F
			1				102471 148535 543302	J2 ED, N B, DE
16	90101-001-G10	PIN, SEAT HINGE	1	1	1	1		
17	92000-06010	BOLT, HEX., 6X10	1	1	1	1		
18	92000-06016	BOLT, HEX., 6X16	2	2	2	2		
19	92000-08016-0A	BOLT, HEX., 8X16	2	2	2	2		
20	93500-04025-0A	SCREW, PAN, 4X25	1	1	1	1		
21	93500-06135-02	SCREW, PAN, 6X135	1	1	1	1		
22	94001-06000	NUT, HEX., 6MM	3	3	3	3		
23	94022-06020	NUT, CAP, 6MM	1	1	1	1		
24	94030-08000	NUT, HEX., 8MM	1	1	1	1		
25	94101-06000	WASHER, PLAIN, 6MM	1	1	1	1		
26	94101-08000	WASHER, PLAIN, 8MM	1	1	1	1		
27	94111-06000	WASHER, SPRING, 6MM	5	5	5	5		
28	94111-08000	WASHER, SPRING, 8MM	2	2	2	2		

F-7 Fuel tank

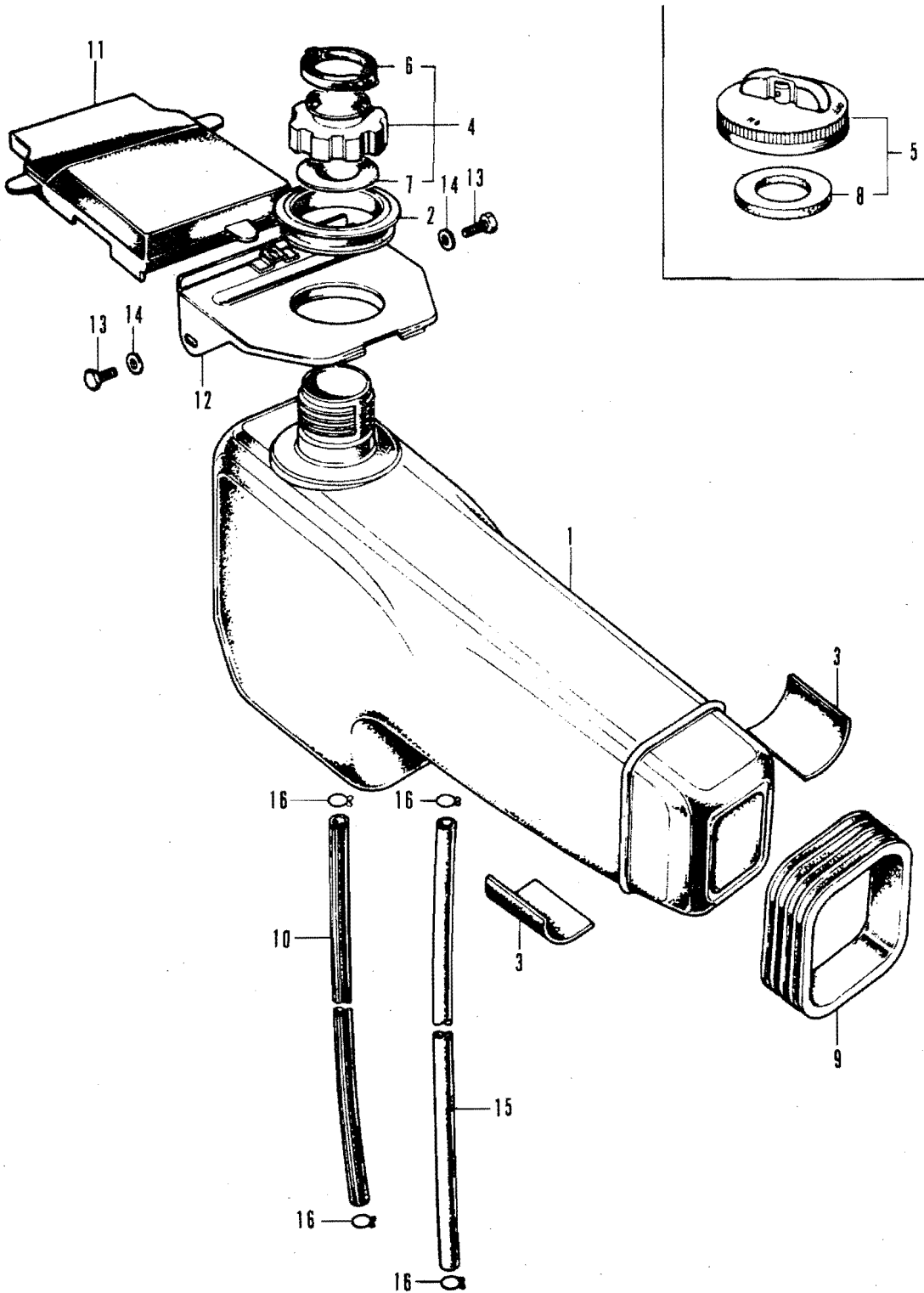


B098-22A

F-7 Fuel tank

Ref. No.	Part No.	Description	Reqd. No.		Serial No.	Area code
			ST 50	ST 70		
1	17500-098-0108	TANK COMP., FUEL	1		148060	ED, J
			1		537500	B
				1	139000	D1, E, U
				1	549000	D2, F
				1		J, G
	17500-098-0208	TANK COMP., FUEL	1		148061	ED, J
			1		537501	B
			1	1		DE, J2, N
			1			B, D, E, F, SA
			1		139001	D1, E, U
			1		549001	D2, F
2	17512-098-000	GASKET, FUEL FILLER NECK	1		148060	ED, J
			1		537500	B
				1	139000	D1, E, U
				1	549000	D2, F
				1		J, G
	17512-086-010	GASKET, FUEL FILLER NECK	1		148061	ED, J
			1		537501	B
			1	1		DE, J2, N
			1			B, D, E, F, SA
			1		139001	D1, E, U
			1		549001	D2, F
3	17611-098-300	PAD, FUEL TANK	2		148060	ED, G
			2		537500	B
				2	139000	D1, E, U
				2	549000	D2, F
				2		J, G
	17611-098-310	PAD, FUEL TANK	2		148061	ED, J
			2		537501	B
			2	2		DE, J2, N
			2			B, D, E, F, SA
			2		139001	D1, E, U
			2		549001	D2, F
4	17620-098-010	CAP, FUEL FILLER	1		148060	ED, G
			1		537500	B
				1	139000	D1, E, U
				1	549000	D2, F
				1		J, G
5	17620-098-690	CAP, FUEL FILLER	1		148061	ED, J
			1		537501	B
			1	1		DE, J2, N
			1			B, D, E, F, SA
			1		139001	D1, E, U
			1		549001	D2, F
6	17623-098-010	RUBBER, AIR BREATHER	1		148060	ED, J
			1		537500	B
				1	139000	D1, E, U
				1	549000	D2, F
				1		J, G
7	17624-098-010	GASKET, FUEL FILLER CAP	1		148060	ED, J
			1			B
			1	1		D1, D2, D, DE, F, SA, U
			1		139000	D1, E, U
			1		152128	J, G

F-7 Fuel tank

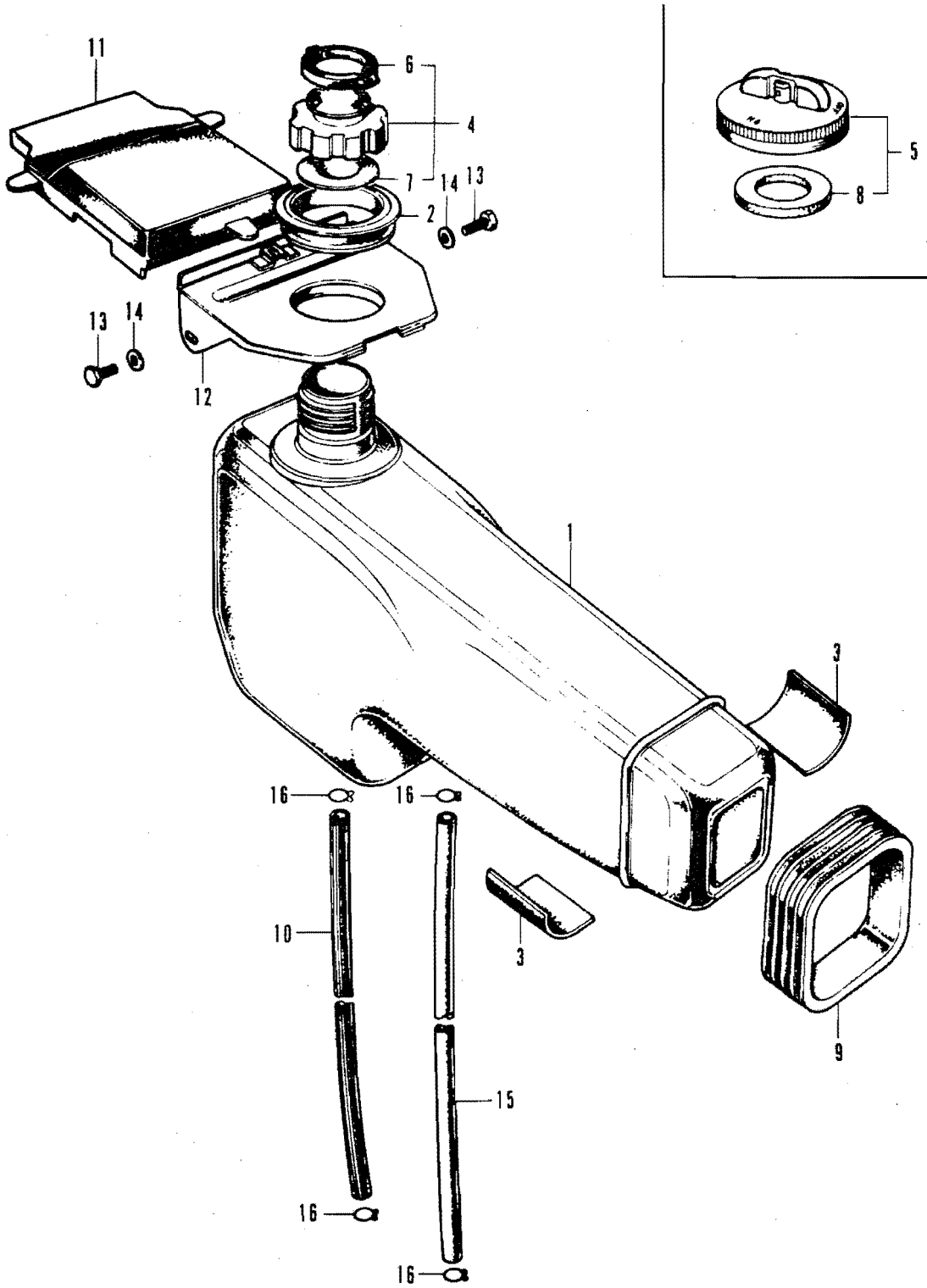


B098-22A

F-7 Fuel tank

Ref. No.	Part No.	Description	Reqd. No.				Serial No.	Area code
			ST	ST	ST	ST		
			50	K3	70	K3		
8	17631-001-000	BASKET, FUEL FILLER CAP	1				148061	ED, ;
			1				537501	8, ;2
				1			113668	FE, N
				1			139001	FE, N
				1			152128	DI, U
				1			549001	D2, F
	17631-098-860	PACKING, FUEL FILLER CAP	1				113669	;2
			1				549061	8
				1	1		152129	E, ;2
				1			569619	D2, F
9	17670-098-000	BAND, FUEL TANK SETTING	1				148060	ED, ;
			1				537500	8
				1			139000	DI, E, U
				1			549000	D2, F
				1	1			;2, ;
	17670-098-010	BAND, FUEL TANK SETTING	1				148061	ED, ;
			1				537501	8
				1				DE, ;2, N
				1	1			8, D, E, F, SA
				1			139001	DI, E, U
				1			549001	D2, F
10	17681-098-030	TUBE, FUEL RESERVE	1				138492	E, ;
			1				522712	8
				1			134555	D1, ;, U
				1			531600	D2, F
	17681-098-010	TUBE, FUEL RESERVE	1				138493	E, ;
			1				522713	8
				1	1			DE, ED, F, N
				1	1			;2
				1	1			8, D, E, SA
				1	1		134556	DI, ;, U
				1			531601	D2, F
11	50661-098-0108	LID, FRAME BODY	1	1	1	1		8, D1, D2, D, DE, E, ED, F, N, SA, U
			1	1	1			;2
	50661-098-9408	LID, FRAME BODY			1			;2
					1			;2
12	50665-098-0208	LID, FUEL TANK	1				148060	ED, ;
			1				537500	8
				1			139000	DI, E, U
				1			549000	D2, F
				1	1			;2, ;
	50665-098-0308	LID, FUEL TANK	1				148061	ED, ;
			1				537501	8
				1				DE, ;2, N
				1	1			8, D, E, F, SA
				1			139001	DI, E, U
				1			549001	D2, F
13	92000-06010	BCLT, HEX., 6X10	2	2	2	2		
14	94101-06000	WASHER, PLAIN, 6MM	2	2	2	2		

F-7 Fuel tank

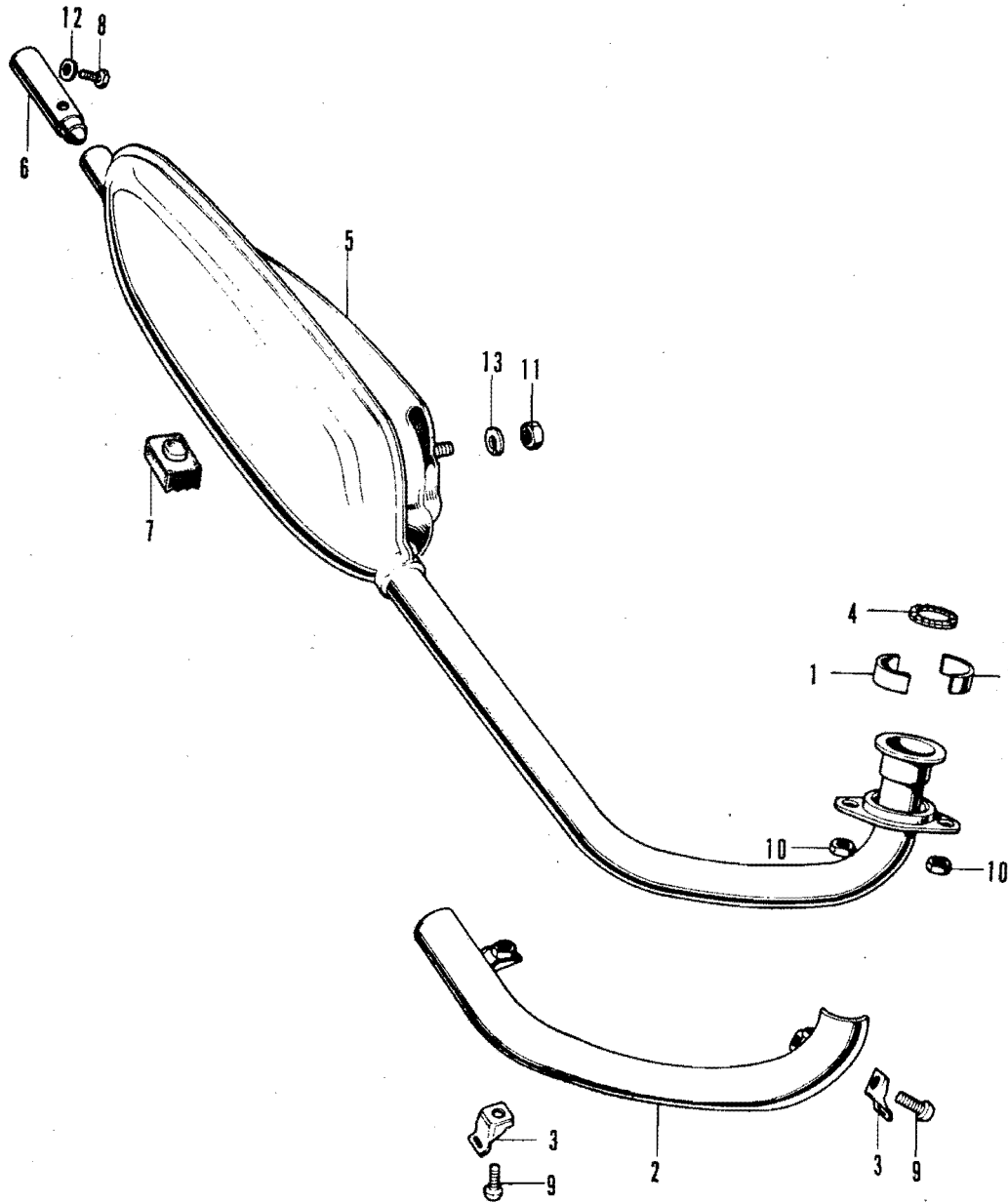


B098-22A

F-7 Fuel tank

Ref. No.	Part No.	Description	Reqd. No.			Serial No.	Area code
			ST	ST	ST		
			50	K3	70	K3	
15	95001-50350	TUBE, FUEL, 5.3X350 95001-50350-30	1			138492	E, ;
			1			522712	B
					1	134555	D1, ;, U
					1	531600	D2, F
	95001-55310-40	TUBE, FUEL, 5.3X310	1			138493	144197 ;
			1			138493	E
					1	522713	532342 B
					1		144197 ED
					1	134556	144197 D1, U
					1	134556	136543 ;
					1	531601	543355 D2, F
					1	139000	E
95001-55350-40	TUBE, FUEL, 5.3X350	1			144198	148060 ED, ;	
		1			532343	537500 B	
				1	136544	139000 D1, U	
				1	543356	D2, F	
				1		;	
				1		;	
95001-55330-40	TUBE, FUEL, 5.3X330	1			148061	ED, ;	
		1			537501	B	
				1		DE, ;2, N	
				1		B, D, E, F, SA	
				1	139001	D1, E, U	
				1	549001	D2, F	
16	95002-50000	CLIP C9, TUBE	4			138492	E, ;
			4			537500	B
				4	134555	;	
				4	139000	D1, U	
				4	549000	D2, F	
95002-02100	CLIP B10, TUBE	4			138493	E, ;	
		4			537501	B	
				4		DE, ED, F, N	
				4		;	
				4		B, D, E, SA	
				4		;	
				4	134556	;	
				4	139001	D1, U	
				4	549001	D2, F	

F-8 Exhaust muffler (Down-swept)

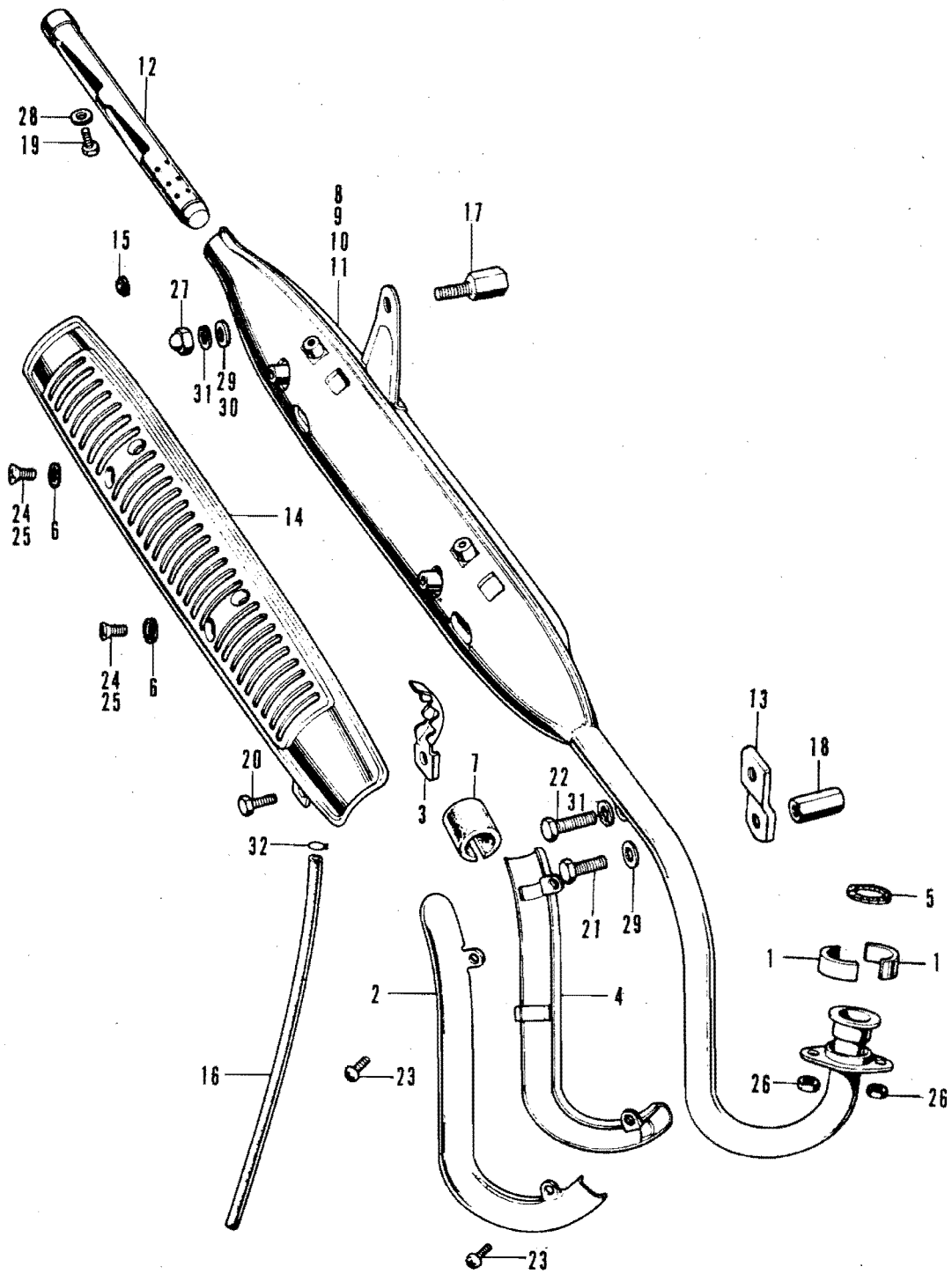


B098-23

F-8 Exhaust muffler (Down-swept)

Ref. No.	Part No.	Description	Reqd. No.		Serial No.	Area code
			ST 50 K3	ST 70 K3		
1	18233-051-000	COLLAR, EX. PIPE JOINT	2	2	139000	E D1, 3, U
2	18271-098-000	COVER, EX. PIPE	1	1	139000	E D1, 3, U
3	18272-220-000	BAND B, EX. COVER SETTING	2	2	139000	E D1, 3, U
4	18291-001-010	BASKET, EX. PIPE	1	1	139000	E D1, 3, U
5	18300-098-020	MUFFLER COMP., EX. 18300-098-690	1	1	139000	E D1, U
	18300-098-610	MUFFLER COMP., EX.		1		;
	18300-098-690	MUFFLER COMP., EX.	1	1	139000	E D1, U
6	18311-098-000	PIPE, EX. DIFFUSER	1	1	139000	E D1, 6, U
7	50524-001-000	RUBBER, MAIN STAND STOPPER 95011-61000	1	1	139000	E D1, 3, U
	95011-61000	RUBBER A, STAND STOPPER	1	1	139000	E D1, 3, U
8	92000-05008-4J	BOLT, HEX., 5X8	1	1	139000	E D1, 3, U
9	93500-05012-0A	SCREW, PAN, 5X12	2	2	139000	E D1, 3, U
10	94001-06000	NUT, HEX., 6MM	2	2	139000	E D1, 3, U
11	94001-08000-0S	NUT, HEX., 8MM	1	1	139000	E D1, 3, U
12	94101-05000	WASHER, PLAIN, 5MM	1	1	139000	E D1, 3, U
13	94111-08000	WASHER, SPRING, 8MM	1	1	139000	E D1, 3, U

F-8-1 Exhaust muffler (Up-swept)

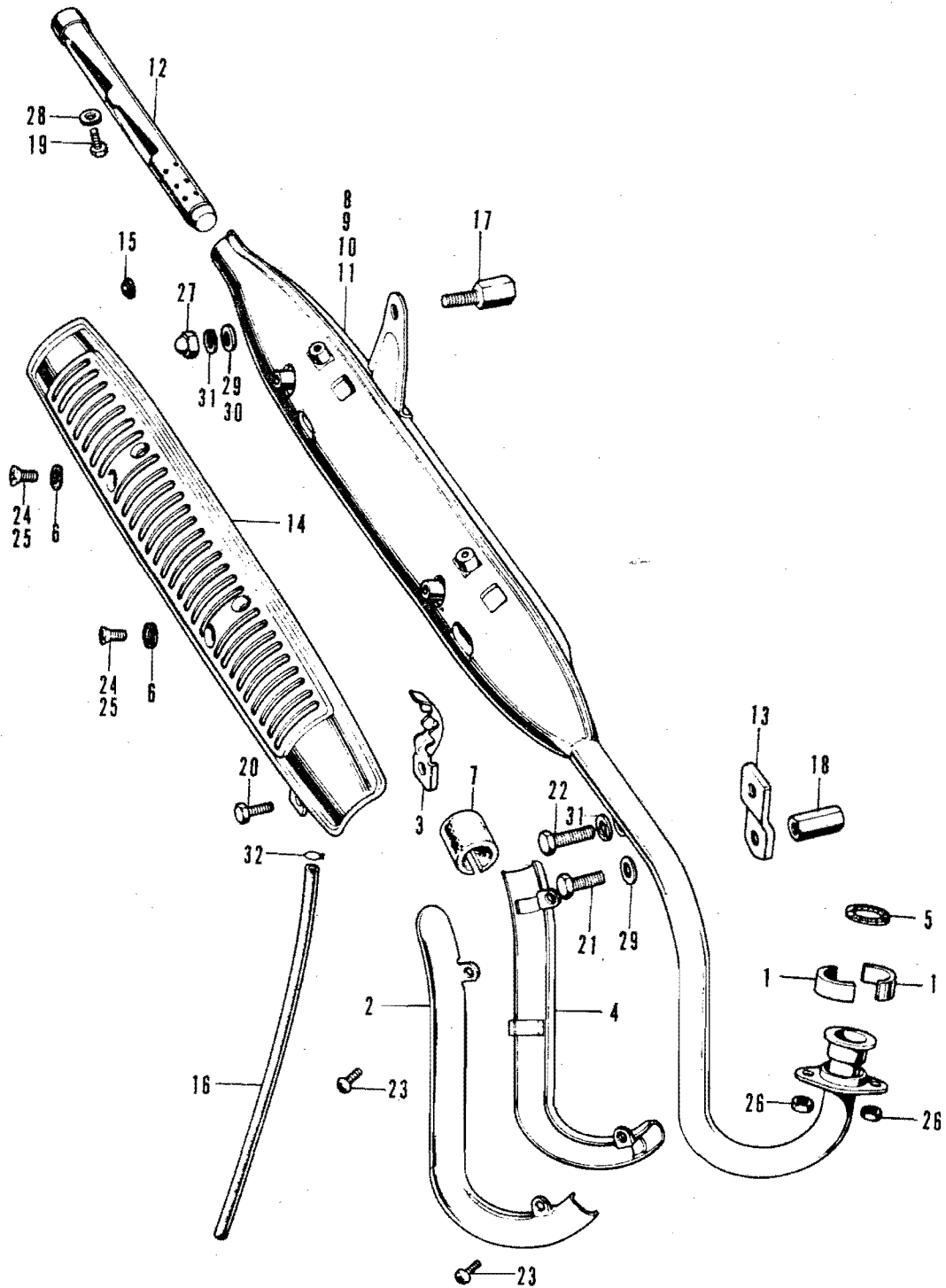


B098-24

F-8-1 Exhaust muffler (Up-swept)

Ref. No.	Part No.	Description	Reqd. No.				Serial No.	Area code
			ST 50	ST 70	ST K3	ST K3		
1	18233-051-000	COLLAR, EX. PIPE JOINT	2 2 2				148128 ED, ; 539851 B N D, F, ;, SA D2, F	
2	18271-098-671	COVER, EX. PIPE	1 1 1 1		2 2		106349 ;2 539851 B 546237 ED 148519 ;2 561566 D2, F	
	18271-098-672	COVER, EX. PIPE	1 1 1 1		1 1 1	106350 ;2 546238 ED 148520 ;2 561567 D2, F 539852 B D, E, N B, D, E, F, ;, SA		
3	18281-011-000	BAND, PROTECTOR SETTING	1 1	1 1	1 1	1 1	139001 B, D2, D, DE, ED, F, ;2, N, SA 139001 ; E	
4	18281-098-670	COVER B, EX. PIPE	1 1 1 1				106349 ;2 539851 B 546237 ED 148519 ;2 561566 D2, F	
	18281-098-671	COVER B, EX. PIPE	1 1 1 1		1 1 1	106350 ;2 546238 ED 148520 ;2 561567 D2, F 539852 B D, F, SA B, E, ; DE, N B, E, ;		
5	18291-001-010	GASKET, EX. PIPE	1 1	1 1	1 1	1 1	139001 B, D2, D, DE, ED, F, ;2, N, SA 139001 ; E	
6	18292-254-000	GASKET, PROTECTOR	4 4	4 4	4 4	4 4	139001 B, D2, D, DE, ED, F, ;2, N, SA ; E	
7	18293-076-000	PACKING, PROTECTOR BAND	1 1	1 1	1 1	1 1	139001 B, D2, D, DE, ED, F, ;2, N, SA ; E	
8	18300-098-620	MUFFLER COMP., EX. 18300-098-621	1 1		1		539851 B ED, F ;	
	18300-098-621	MUFFLER COMP., EX.	1 1		1		539852 B DE, ED, F ;	
9	18300-098-700	MUFFLER COMP., EX. 18300-098-710			1		543355 D2	
	18300-098-711	MUFFLER COMP., EX.			1	543356	553406 D2	
	18300-098-712	MUFFLER COMP., EX.			1	553407	D2	
10	18300-098-712	MUFFLER COMP., EX.	1 1		1 1		139001 ;2, N E	

F-8-1 Exhaust muffler (Up-swept)

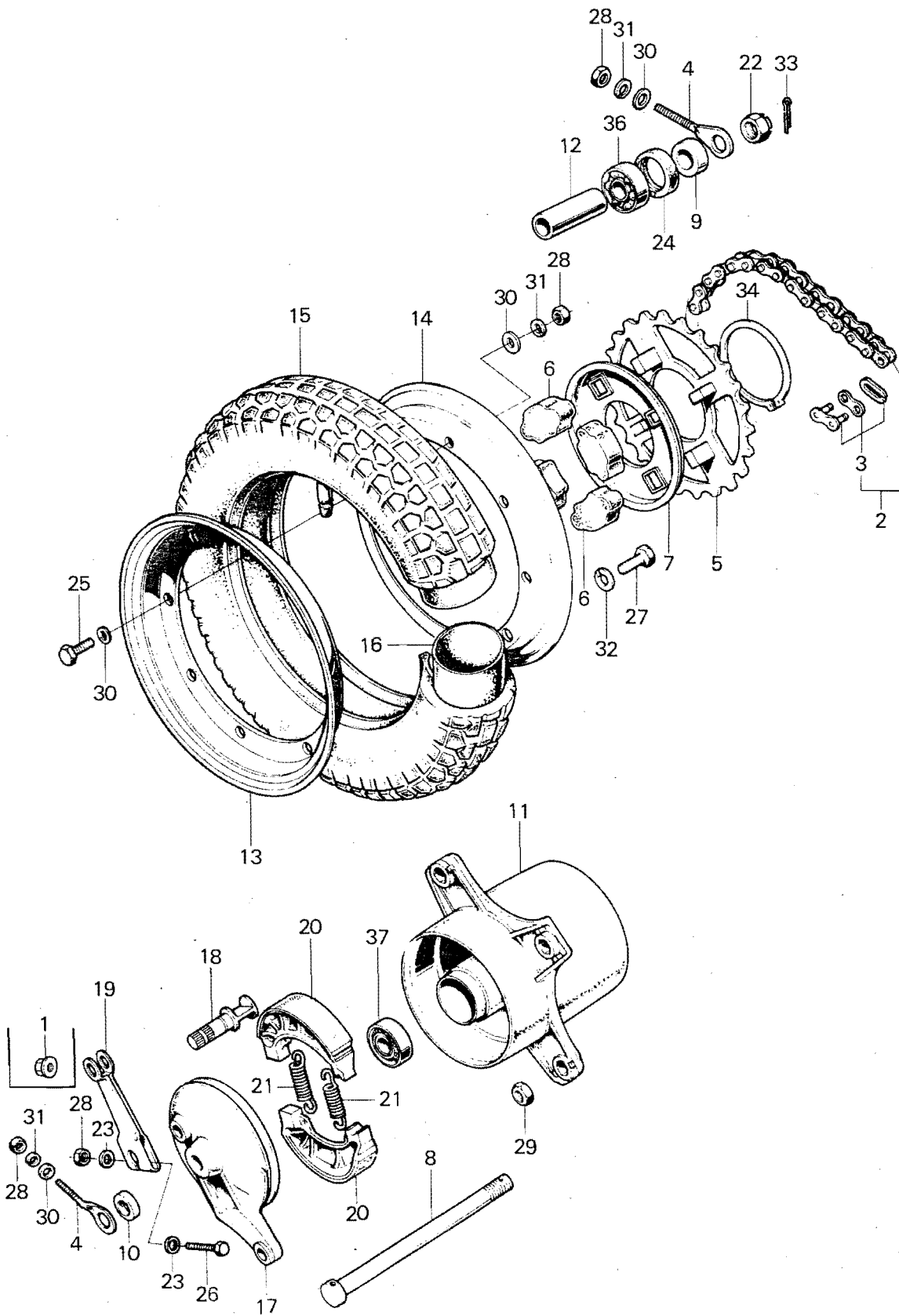


B098-24

F-8-1 Exhaust muffler (Up-swept)

Ref. No.	Part No.	Description	Reqd. No.				Serial No.	Area code
			ST 50	K3	ST 70	K3		
11	18300-126-600	MUFFLER COMP., EX.	1		1		D, E, J, SA	
	18300-126-620	MUFFLER COMP., EX.	1		1		B, DE, F	
12	18311-076-000	PIPE, EX. DIFFUSER	1	1	1	1	B, DE, ED, F	
			1		1		543355 D2	
13	18321-098-671	STAY, MUFFLER FR.	1	1	1	1	B, D2, D, DE, ED, F, J2, N, SA	
			1		1		mm, mm	
						139001		
14	18361-098-672	PROTECTOR, MUFFLER	1	1	1	1	B, D2, D, DE, ED, F, J2, N, SA	
			1		1		mm	
						139001		
15	18362-098-670	RUBBER, MUFFLER PROTECTOR	1	1	1	1	B, D2, D, DE, ED, F, J2, N, SA	
			1		1		mm	
						139001		
16	18381-011-010	PIPE, MUFFLER DRAIN	1	1	1	1	B, D2, D, DE, ED, F, J2, N, SA	
			1		1		mm	
						139001		
17	90120-056-010	BOLT, RR. MUFFLER SETTING	1		1		B, D2, DE, ED, F, J2, N	
			1		1		mm	
						139001		
18	90305-098-670	NUT, MUFFLER FR. STAY	1	1	1	1	B, D2, D, DE, ED, F, J2, N, SA	
			1		1		mm	
						139001		
19	92000-05008-4J	BOLT, HEX., 5X8	1	1	1	1	B, DE, ED, F	
			1		1		543355 D2	
20	92000-06016	BOLT, HEX., 6X16	1	1	1	1	B, D2, D, DE, ED, F, J2, N, SA	
			1		1		mm	
						139001		
21	92000-08016-0A	BOLT, HEX., 8X16	1	1	1	1	B, D2, D, DE, ED, F, J2, SA	
			1		1		mm	
						139001		
22	92000-08020-0A	BOLT, HEX., 8X20	1	1	1	1	B, D2, D, DE, ED, F, J2, N, SA	
			1		1		mm	
						139001		
23	93500-05012-0A	SCREW, PAN, 5X12	2	2	2	2	B, D2, D, DE, ED, F, J2, N, SA	
			2		2		mm	
						139001		
24	93700-06010-40	SCREW, DVAL, 6X10	4	4	4	4	B, D2, D, DE, F, SA	
25	93700-06010-48	SCREW, DVAL, 6X10	4	4	4	4	B, D2, D, DE, F, SA	
			4		4		mm	
						139001		
26	94001-06000	NUT, HEX., 6MM	2	2	2	2	B, D2, D, DE, ED, F, J2, N, SA	
			2		2		mm	
						139001		
27	94022-08020-05	NUT, CAP, 8MM	1		1		B, D2, DE, ED, F, J2, N	
			1		1		mm	
						139001		
	94021-10020-05	NUT, CAP, 10MM		1		1		
28	94101-05000	WASHER, PLAIN, 5MM	1	1	1	1	B, DE, ED, F	
			1		1		543355 D2	
29	94101-08000	WASHER, PLAIN, 8MM	2	1	2	1	B, D2, D, DE, ED, F, J2, N, SA	
			2		2		mm	
						139001		
30	94102-10000	WASHER, PLAIN, 10MM		1		1		
31	94111-08000	WASHER, SPRING, 8MM	2	1	2	1	B, D2, D, DE, ED, F, J2, N, SA	
			2		2		mm	
						139001		
32	95002-50000	CLIP OF, TUBE	1	1	1	1	B, D2, D, DE, ED, F, J2, N, SA	
			1		1		mm	
						139001		

F-9 Rear wheel

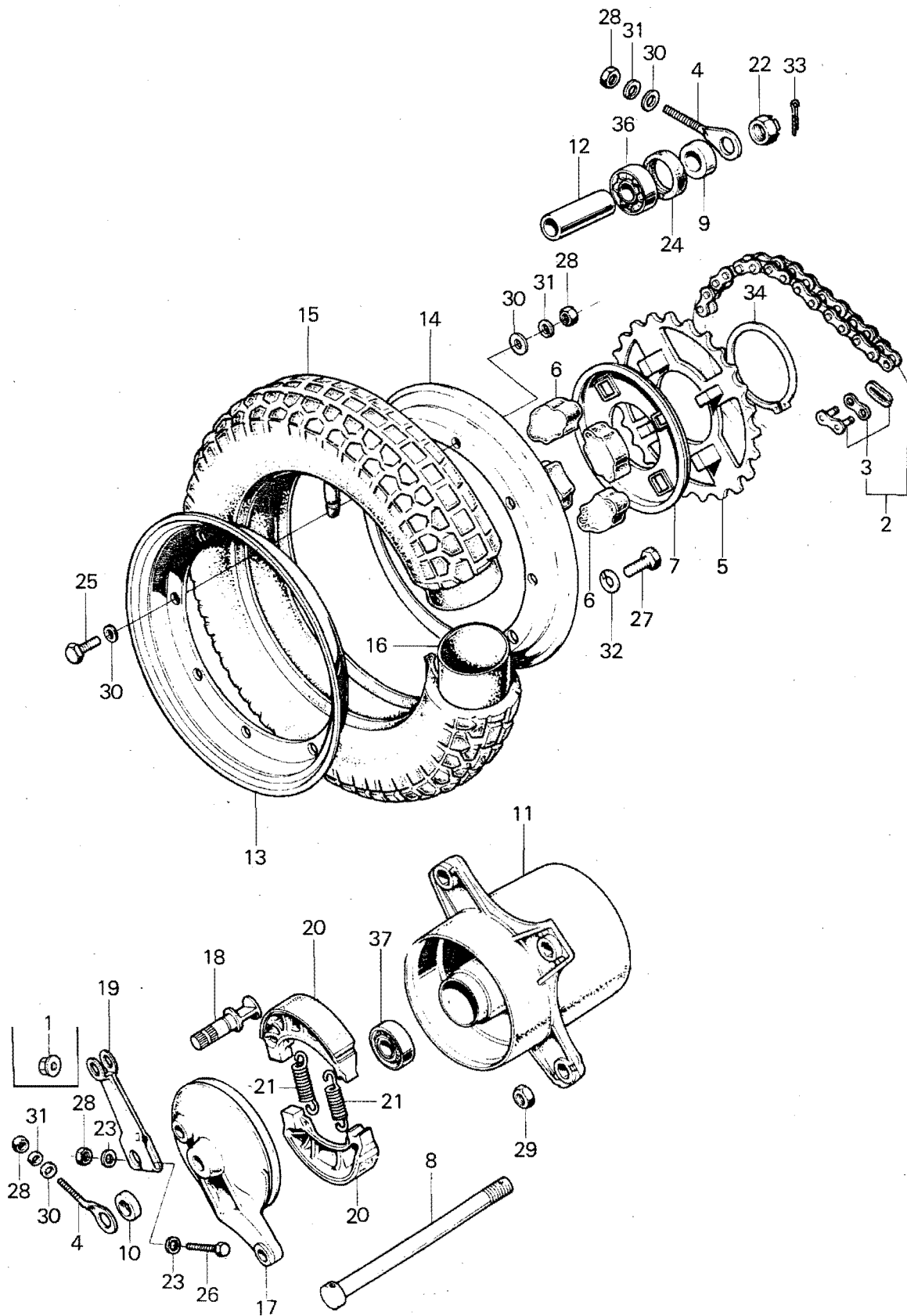


B098-25A

F-9 Rear wheel

Ref. No.	Part No.	Description	Reqd. No.				Serial No.	Area code
			ST 50	K3 70	ST 70	K3		
1	18362-720-000	NUT, FLANGE, 6MM (REAR BRAKE ARM)	1			6150953		
					1	6114283		
2	40530-C98-003	CHAIN, DRIVE (D1C420-88L DAIDO)	1				G2	
			1	1	1		G D1, D2, D, E, F, SA, U	
	40530-C98-005	CHAIN, DRIVE (RK420-88L TAKASAGO)	1				G2	
			1	1	1		G D1, D2, D, E, F, SA, U	
	40530-C98-691	CHAIN, DRIVE	1	1			B, DE, E, ED, N	
	40530-C98-692	CHAIN, DRIVE	1	1			B, DE, E, ED, N	
	40530-098-971	CHAIN, DRIVE (86L TAKASAGO)			1		G2	
					1		G	
	40530-098-972	CHAIN, DRIVE (86L DAIDO)			1		G2	
					1		G	
3	40531-098-003	JOINT, DRIVE CHAIN (DAIDO)	1	1	1	1		
	40531-098-005	JOINT, DRIVE CHAIN (TAKASAGO)	1	1	1	1		
4	40543-063-000	ADJUSTER, R. DRIVE CHAIN	2		2	2		
	95014-10010	ADJUSTER S, R. CHAIN			2	2		
5	41201-036-000	SPROCKET, FINAL DRIVEN (42T)	1				DE	
	41201-051-000	SPROCKET, FINAL DRIVEN (41T)	1				B, E, ED, J, N	
	41201-051-690	SPROCKET, FINAL DRIVEN (38T)	1				G2 D1, D2, E, F, J, U	
	41201-098-970	SPROCKET, FINAL DRIVEN (35T)			1		G2	
	41201-126-920	SPROCKET, FINAL DRIVEN (35T)			1		G	
	41201-126-940	SPROCKET, FINAL DRIVEN (38T)	1			1	G D, E, F, SA	
	41201-126-950	SPROCKET, FINAL DRIVEN (41T)	1				B, DE	
6	41241-051-000	DAMPER, RR. WHEEL	4	4	4	4		
7	41245-C51-000	COVER, RR. WHEEL DAMPER	1	1	1	1		
8	42301-C45-010	AXLE, RR. WHEEL	1				135982 E, G 520112 B 133606 D1, G, U 529750 D2, F	
			1					
	42301-C98-000	AXLE, RR. WHEEL	1			135983 520113	E, G B G2 DE E, N D1, J, U	
			1				549359 B 117218 G2 549359 DE E, N D1, J, U	
					1	133607	D1, J, U	
					1	529751	D2, F	
					1		152678 E, G2	
	44301-110-000	AXLE, FR. WHEEL	1			117219 549360	G2 B, DE	
			1				152679 570219	E, G2 D2, F
				1	1			
9	42304-C98-000	COLLAR, RR. WHEEL SIDE	1	1	1	1		
10	42313-098-000	COLLAR, FR. BRAKE PANEL SIDE	1	1	1	1		
11	42601-C98-000AL	HUB COMP., RR. WHEEL	1		1		B, D1, D2, DE, F, ED, F, G, N, U	
	42601-098-010AU	HUB COMP., RR. WHEEL	1	1	1	1		
12	42620-098-000	COLLAR, RR. AXLE DISTANCE	1	1	1	1		

F-9 Rear wheel

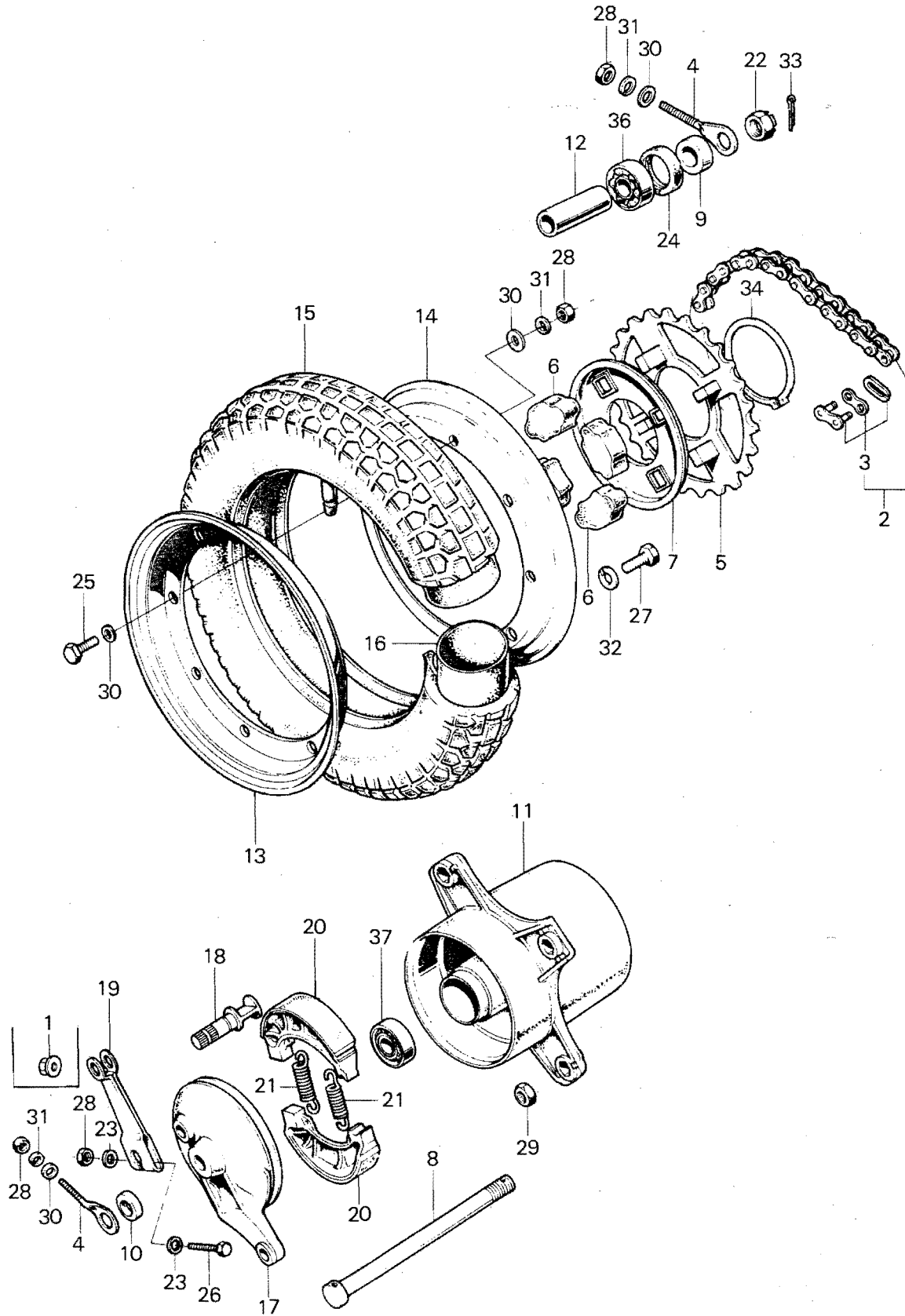


B098-25A

F-9 Rear wheel

Ref. No.	Part No.	Description	Reqd. No.				Serial No.	Area code
			ST 50	K3 70	ST 70	K3 70		
13	42701-098-000AU	RIM, R. WHEEL	1	1	1		6148904 6112122	
	42701-098-853ZA	RIM, R. WHEEL *NH-35M* (YUNO)	1		1	6148905 6112123		
	42701-098-854ZA	RIM, R. WHEEL *NH-35M* (KANAI)	1		1	6148905 6112123		
14	42702-098-000AU	RIM, L. WHEEL	1	1	1		6148904 6112122	
	42702-098-853ZA	RIM, L. WHEEL *NH-35M* (YUNO)	1		1	6148905 6112123		
	42702-098-854ZA	RIM, L. WHEEL *NH-35M* (KANAI)	1		1	6148905 6112123		
15	42711-098-003	TIRE, FR. WHEEL (3.50-10 BS)	1	1	1	1		
	42711-098-006	TIRE, WHEEL (3.50-10)	1	1	1	1		
	42711-098-156	TIRE, WHEEL (3.50-10)	1	1	1	1		
16	42712-098-690	TUBE, WHEEL (3.50-10 NITTO)	1	1	1	1		
	42712-098-691	TUBE, WHEEL (3.50-10 BS)	1	1	1	1		
17	43100-028-C20	PANEL, RR. BRAKE 43100-098-950	1		1			
	43100-098-950	PANEL, RR. BRAKE	1	1	1	1		
18	43141-098-000	CAM, RR. BRAKE	1	1	1	1		
19	43410-098-000	ARM, RR. BRAKE	1	1	1	1		
20	45120-001-C10	SHOE COMP., FR. BRAKE	2		2		6125172 6106182 D,E,F, ;	
	45120-096-651	SHOE COMP., BRAKE (NIPPON)	2		2	6125173 6106183	D,E,F, ; SA	
	45120-096-652	SHOE COMP., BRAKE (ASAHI)	2		2	6125173 6106183	D,E,F, ; SA	
21	45133-028-000	SPRING, BRAKE SHOE	2	2	2	2		
22	90353-C45-000	NUT, SELF LOCK, 12MM	1				135982 E, ; 520112 B 133606 D1, S, U 529750 D2, F	
	90306-098-000	NUT, AXLE	1				135983 E, ; 520113 B 549359 D1, S, U 117218 D2, F 549359 D2, F	
	90305-051-000	NUT, RR. AXLE	1				133607 E, ; 529751 D1, S, U 570218 D2, F 152678 E, ;	
			1	1	1		117219 ; 549360 B, DE	
			1		1		152679 E, ; 570219 D2, F	
23	90525-001-000	WASHER, FR. BRAKE ARM	2		2		6150952 6114282	
24	90753-051-000	OIL SEAL, 26X37X6	1	1	1	1		
25	72000-06012	BOLT, HEX., 6X12	4	4	4	4		

F-9 Rear wheel

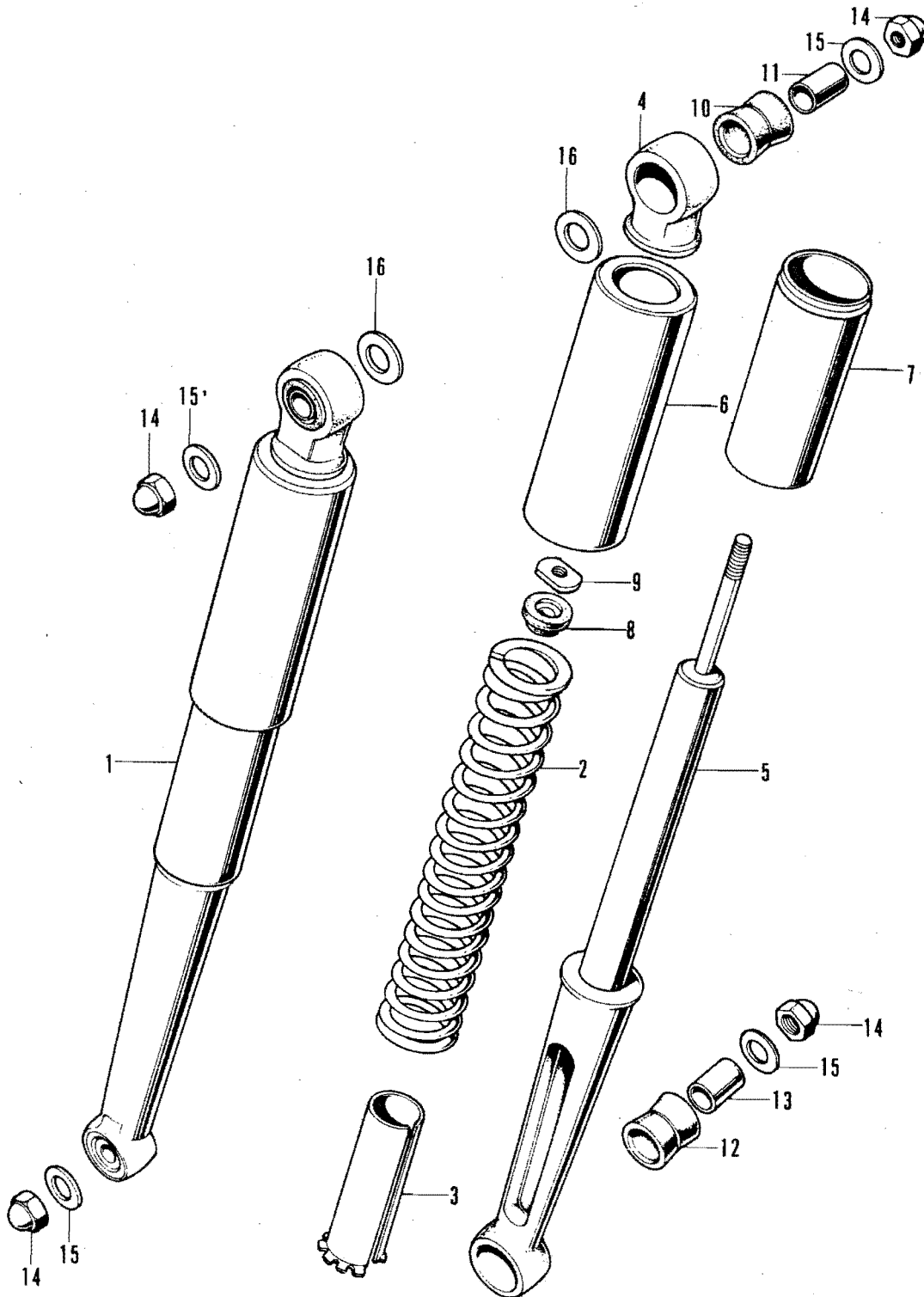


B098-25A

F-9 Rear wheel

Ref. No.	Part No.	Description	Reqd. No.				Serial No.	Area code
			ST 50	K3 70	ST 70	K3 70		
26	92000-06036	BOLT, HEX., 6X36	1		1			
				1			6150952 6114282	
	95700-06032-00	BOLT, FLANGE, 6X32	1			1	6150953 6114283	
27	92000-08025-0A	BOLT, HEX., 8X25	4	4	4	4		
29	94001-06000	NUT, HEX., 6MM	7		7			
				7			6150952 6114282	
			6			6	6150953 6114283	
29	94001-08000-0S	NUT, HEX., 8MM	4	4	4	4		
30	94101-06000	WASHER, PLAIN, 6MM	10	10	10	10		
31	94111-06000	WASHER, SPRING, 6MM	6	6	6	6		
32	94111-08000	WASHER, SPRING, 8MM	4	4	4	4		
33	94201-30250	PIN, SPLIT, 3.0X25	1	1	1	1		
34	94510-50000	CIR CLIP, EXTERNAL, 50	1				105339 ;2 149989 ED,N 545135 B,DE E ;U 150009 D1,E ;2 566556 D2,F	
			1					
			1					
			1					
			1					
	94511-50000	CIR CLIP, EXTERNAL, 50	1				105340 ;2 149990 ED,N 545136 B,DE	
			1					
			1	1	1		150010 D1,E ;2 566557 D2,F	
36	96100-63010	BEARING, RADIAL BALL, 6301	1				106949 ;2 546507 B,DE D1,ED ;N,U E 148799 E ;2 563166 D2,F	
			1					
			1					
			1					
			1					
	96140-63010-10	BEARING, RADIAL BALL, 6301U	1				106950 ;2 546508 B,DE	
			1	1	1		148800 E ;2 563167 D2,F	
37	96140-63010	BEARING, RADIAL BALL, 6301U	1				106949 ;2 546507 B,DE D1,ED ;N,U E 148799 E ;2 563166 D2,F	
			1					
			1					
			1					
			1					
	96140-63010-10	BEARING, RADIAL BALL, 6301U	1				106950 ;2 546508 B,DE	
			1	1	1		148800 E ;2 563167 D2,F	
			1					

F-10 Rear cushion (D1, E, ED, G2, G, N and U)

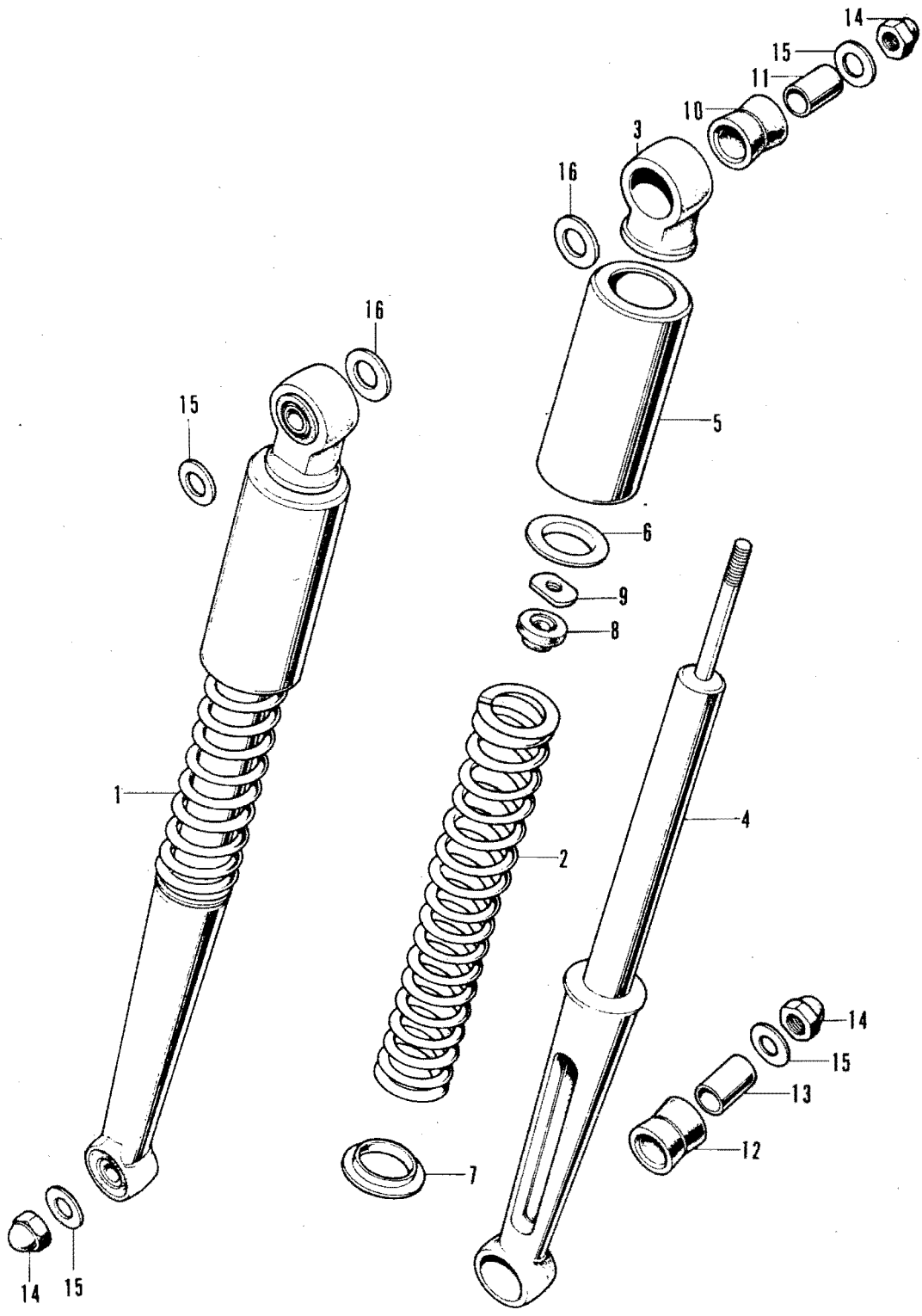


B098-26

F-10 Rear cushion (D1, E, ED, G2, G, N and U)

Ref. No.	Part No.	Description	Reqd. No.				Serial No.	Area code
			ST 50	ST 70	K3	K3		
1	52400-098-000CM	CUSHION ASSY., RR.	2	2	2	2	141824	D1, E, ED, G, N, U 32
	52400-098-000CN	CUSHION ASSY., RR.	2	2	2	2	142573 143253	D1, ED, G E, G2 U
	52400-098-000CQ	CUSHION ASSY., RR.	2	2	2	2	143253	D1, ED 32, G U
	52400-098-000LS	CUSHION ASSY., RR.	2	2	2	2	141824 143254	D1, ED, N 32, G U
	52400-098-000NL	CUSHION ASSY., RR.	2	2	2	2	141824 142574 143254	D1, ED, N 32, G U
	52400-098-000WF	CUSHION ASSY., RR. (WHITE DAX) (WHITE DAX) (WHITE DAX)	2	2	2	2	148111	ED N E, G2
	52400-098-000ZA	CUSHION ASSY., RR. *G-31*		2		2		E, G
	52400-098-000ZB	CUSHION ASSY., RR. *YR-26*		2		2		E, G
	52400-098-000ZC	CUSHION ASSY., RR. *NH-45*		2		2		E, G
2	52401-098-000	SPRING, RR. CUSHION	2	2	2	2		D1, E, ED, G2, G, N, U
3	52409-011-000	GUIDE, RR. CUSHION SPRING	2	2	2	2		D1, E, ED, G2, G, N, U
4	52410-033-000	METAL, RR. CUSHION UPPER	2	2	2	2		D1, E, ED, G2, G, N, U
5	52450-098-670	DAMPER COMP., RR.	2	2	2	2		D1, E, ED, G2, G, N, U
6	52460-051-820CM	CASE, RR. CUSHION UPPER	2	2	2	2	141824	D1, E, ED, G, N, U 32
	52460-051-820CN	CASE, RR. CUSHION UPPER	2	2	2	2	142573 143253	D1, ED, G E, G2 U
	52460-051-820CQ	CASE, RR. CUSHION UPPER	2	2	2	2	143253	D1, ED 32, G U
	52460-051-820LS	CASE, RR. CUSHION UPPER	2	2	2	2	141824 143254	D1, ED, N 32, G U
	52460-051-820NL	CASE, RR. CUSHION UPPER	2	2	2	2	141824 142574 143254	D1, ED, N 32, G U
	52460-051-820WF	CASE, RR. CUSHION UPPER (WHITE DAX) (WHITE DAX) (WHITE DAX)	2	2	2	2	148111	ED N E, G2
	52460-051-820ZD	CASE, RR. CUSHION UPPER *YR-26*		2		2		E, G
	52460-051-820ZE	CASE, RR. CUSHION UPPER *G-31*		2		2		E, G
	52460-051-820ZF	CASE, RR. CUSHION UPPER *NH-45*		2		2		E, G
7	52465-051-000	CASE, RR. CUSHION BOTTOM	2	2	2	2		D1, E, ED, G2, G, N, U
8	52475-051-000	RUBBER, RR. CUSHION STOPPER	2	2	2	2		D1, E, ED, G2, G, N, U
9	52481-051-000	NUT, RR. CUSHION UPPER LOCK	2	2	2	2		D1, E, ED, G2, G, N, U
10	52485-001-010	BUSH, RR. CUSHION RUBBER	2	2	2	2		D1, E, ED, G2, G, N, U
11	52488-001-000	COLLAR, RR. CUSHION UPPER RUBBER BUSH	2	2	2	2		D1, E, ED, G2, G, N, U
12	52489-028-000	BUSH, RR. CUSHION RUBBER	2	2	2	2		D1, E, ED, G2, G, N, U
13	52496-035-000	COLLAR, RR. CUSHION RUBBER BUSH	2	2	2	2		D1, E, ED, G2, G, N, U
14	94022-10000-05	NUT, CAP, 10MM	4	4	4	4		D1, E, ED, G2, G, N, U
15	94101-10000	WASHER, PLAIN, 10MM	4	4	4	4		D1, E, ED, G2, G, N, U
15	94101-12000	WASHER, PLAIN, 12MM	2	2	2	2		D1, E, ED, G2, G, N, U

F-10-1 Rear cushion (B, D2, D, DE, F and SA)

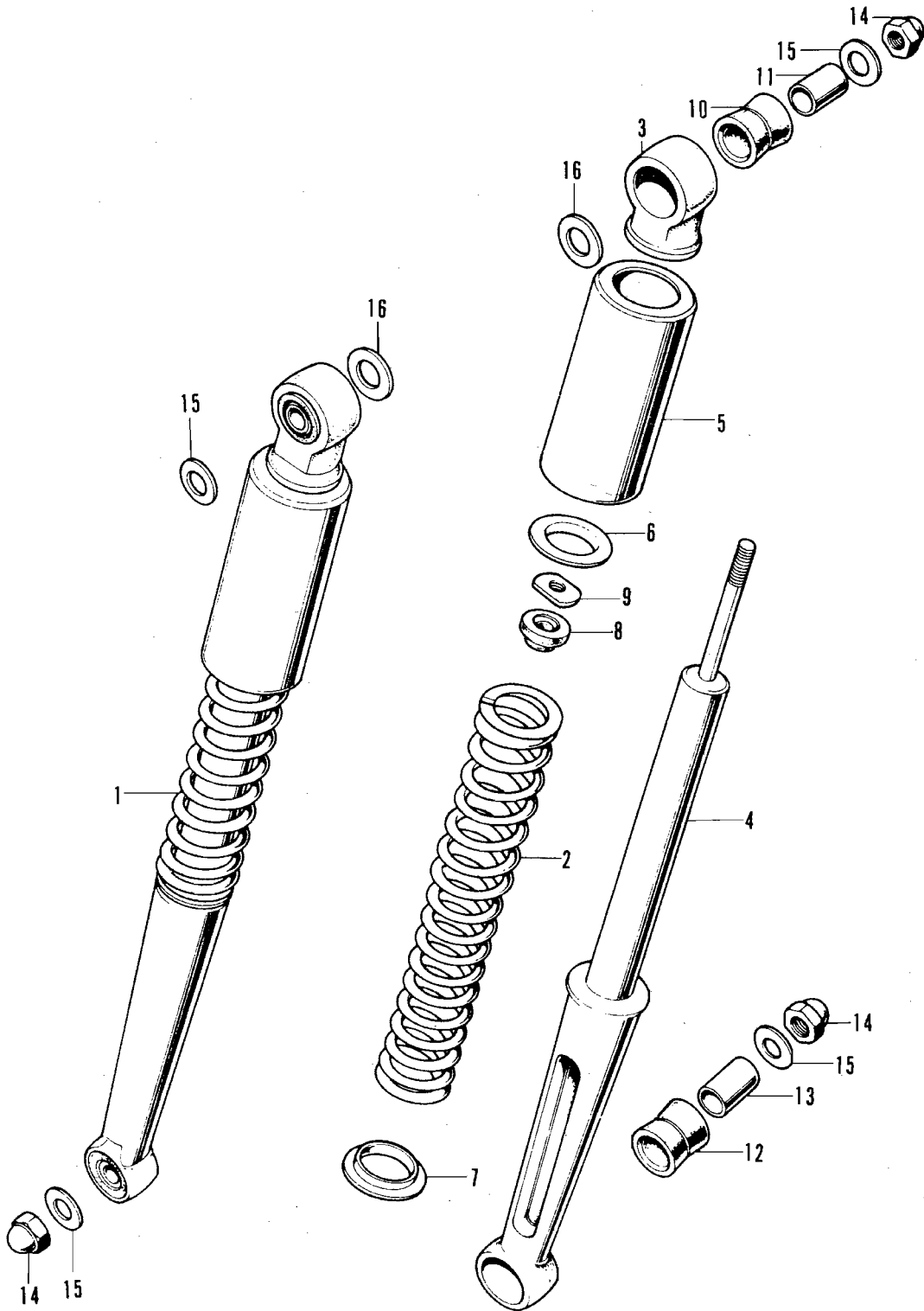


B098-27

F-10-1 Rear cushion (B, D2, D, DE, F and SA)

Ref. No.	Part No.	Description	Reqd. No.				Serial No.	Area code
			ST 50	K3 70	ST 70	K3		
1	52400-098-670CM	CUSHION ASSY., RR.	2		2		539351 B 552322 D2, F	
	52400-098-670CN	CUSHION ASSY., RR.	2		2		539351 B 552322 D2, F	
	52400-098-670CQ	CUSHION ASSY., RR.	2		2		539351 B 552322 D2, F	
	52400-098-670LS	CUSHION ASSY., RR.	2		2		539351 B 552322 D2, F	
	52400-098-670NL	CUSHION ASSY., RR.	2		2		539351 B 552322 D2	
	52400-098-670WF	CUSHION ASSY., RR. (WHITE DAX) (WHITE DAX) (WHITE DAX)	2		2	537164 542081 550098	535351 B 552322 D2 552322 F	
	52400-098-970CM	CUSHION ASSY., RR.	2		2	539352	B DE B, D, F, SA D2, F	
	52400-098-970CN	CUSHION ASSY., RR.	2		2	552323	B, D, DE, F, SA D2, F	
	52400-098-970CQ	CUSHION ASSY., RR.			2	552323	D2, F	
	52400-098-970LS	CUSHION ASSY., RR.	2		2	539352	B DE D2, F	
	52400-098-970NE	CUSHION ASSY., RR.			2	552323	B, D, DE, F, SA	
	52400-098-970NL	CUSHION ASSY., RR.	2		2	539352	B DE D2	
	52400-098-970NU	CUSHION ASSY., RR.			2	552323	B, D, DE, F, SA	
	52400-098-970WF	CUSHION ASSY., RR. (WHITE DAX) (WHITE DAX) (WHITE DAX)	2		2	539352	B DE D2, F	
	52400-098-970ZA	CUSHION ASSY., RR. *YR-26*			2	552323	B, D, DE, F, SA	
2	52401-098-670	SPRING, RR. CUSHION	2	2	2	2	B, D2, D, DE, F, SA	
3	52410-033-000	METAL, RR. CUSHION UPPER	2	2	2	2	B, D2, D, DE, F, SA	
4	52450-098-670	DAMPER COMP., RR.	2	2	2	2	B, D2, D, DE, F, SA	

F-10-1 Rear cushion (B, D2, D, DE, F and SA)

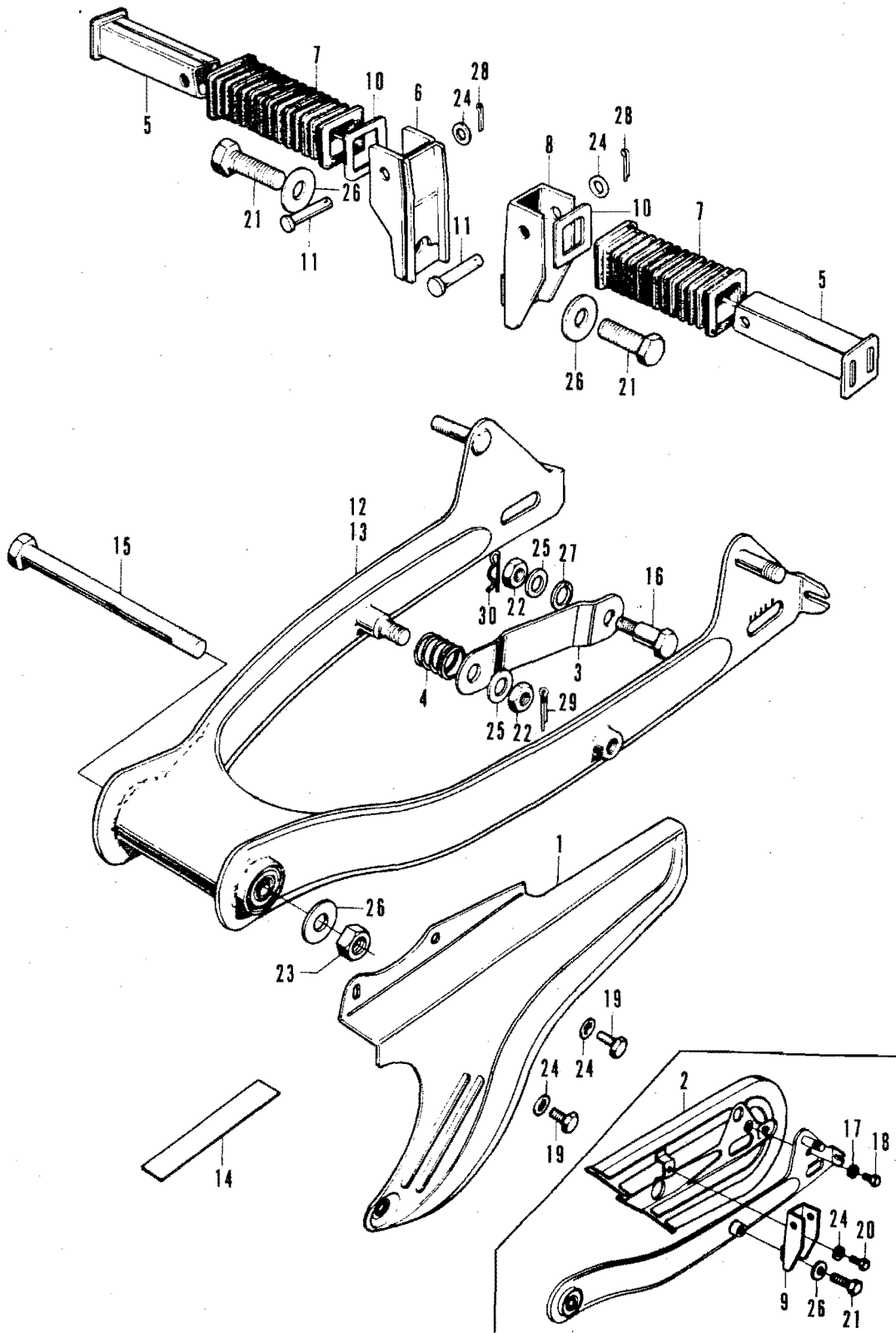


B098-27

F-10-1 Rear cushion (B, D2, D, DE, F and SA)

Ref. No.	Part No.	Description	Reqd. No.				Serial No.	Area code
			ST 50	K3 70	ST 70	K3		
5	52460-098-670CM	CASE, RR. CUSHION UPPER	2		2		548539 B,DE 566556 D2,F	
	52460-098-670CN	CASE, RR. CUSHION UPPER	2		2		548539 B 566556 D2, F	
	52460-098-670CQ	CASE, RR. CUSHION UPPER	2		2		548539 B 566556 D2, F	
	52460-098-670LS	CASE, RR. CUSHION UPPER	2		2		548539 B,DE 566556 D2, F	
	52460-098-670NL	CASE, RR. CUSHION UPPER	2		2		548539 B,DE 566556 D2	
	52460-098-670WF	CASE, RR. CUSHION UPPER (WHITE DAX)	2			537164	548539 B	
		(WHITE DAX)	2				548539 DE	
		(WHITE DAX)			2	542081	566556 D2	
		(WHITE DAX)			2	550098	566556 F	
	52460-086-000CM	CASE, RR. CUSHION UPPER	2		2	548540	B,DE	
				2	2	566557	B,D,DE,F,SA D2, F	
	52460-086-000CN	CASE, RR. CUSHION UPPER	2		2	548540	B	
				2	2	566557	B,D,DE,F,SA D2, F	
	52460-086-000CQ	CASE, RR. CUSHION UPPER	2		2	548540	B	
					2	566557	D2, F	
	52460-086-000LS	CASE, RR. CUSHION UPPER	2		2	548540	B,DE	
					2	566557	D2, F	
	52460-086-000NL	CASE, RR. CUSHION UPPER	2		2	548540	B,DE	
					2	566557	D2	
	52460-086-000NU	CASE, RR. CUSHION UPPER		2	2		B, D, DE, F, SA	
	52460-086-000WF	CASE, RR. CUSHION UPPER (WHITE DAX)	2		2	548540	B,DE	
		(WHITE DAX)			2	566557	D2, F	
	52460-086-000ZE	CASE, RR. CUSHION UPPER *3-31*	2		2		B, D, DE, F, SA	
	52460-086-000ZF	CASE, RR. CUSHION UPPER *YR-26*	2		2		B, D, DE, F, SA	
6	52461-089-670	GUIDE, RR. CUSHION SPRING UPPER	2	2	2	2	B, D2, D, DE, F, SA	
7	52462-089-670	GUIDE, RR. CUSHION SPRING UNDER	2				535351 B	
					2		552322 D2, F	
	52462-111-000	GUIDE, RR. CUSHION SPRING UNDER	2			539352	B	
			2	2			DE	
				2	2	552323	B, D, F, SA D2, F	
8	52475-051-000	RUBBER, RR. CUSHION STOPPER	2	2	2	2	B, D2, D, DE, F, SA	
9	52481-051-000	NUT, RR. CUSHION UPPER LOCK	2	2	2	2	B, D2, D, DE, F, SA	
10	52485-001-010	BUSH, RR. CUSHION RUBBER	2	2	2	2	B, D2, D, DE, F, SA	
11	52488-001-000	COLLAR, RR. CUSHION UPPER RUBBER BUSH	2	2	2	2	B, D2, D, DE, F, SA	
12	52489-028-000	BUSH, RR. CUSHION RUBBER	2	2	2	2	B, D2, D, DE, F, SA	
13	52496-035-000	COLLAR, RR. CUSHION RUBBER BUSH	2	2	2	2	B, D2, D, DE, F, SA	
14	94022-10020-05	NUT, CAP, 10MM	3	3	3	3	B, D2, D, DE, F, SA	
15	94101-10000	WASHER, PLAIN, 10MM	4	4	4	4	B, D2, D, DE, F, SA	
16	94101-12000	WASHER, PLAIN, 12MM	2	2	2	2	B, D2, D, DE, F, SA	

F-11 Rear fork • Chain case

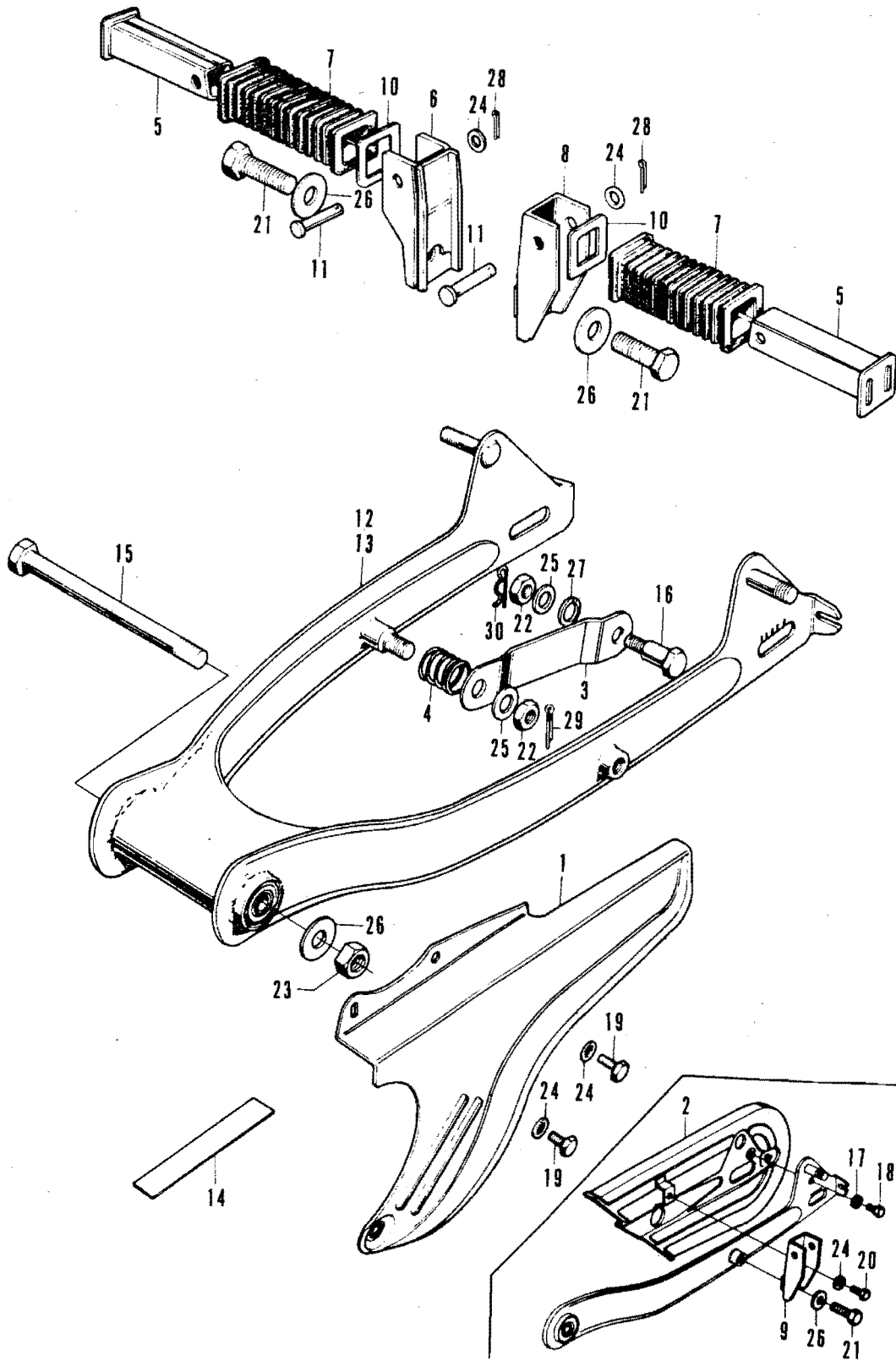


B098-28B

F-11 Rear fork • Chain case

Ref. No.	Part No.	Description	Reqd. No.				Serial No.	Area code
			ST 50	ST 70	K3	K3		
1	40510-098-000CM	CASE, DRIVE CHAIN	1	1	1	1	141824	B, D1, D2, D, DE, E, ED, F, S, N, SA, L 32
	40510-098-000CN	CASE, DRIVE CHAIN	1	1	1	1		B, D1, D2, D, ED, F, S, SA E, 32 DE
	40510-098-000CQ	CASE, DRIVE CHAIN	1	1	1	1	142573 143253	E U
	40510-098-000LS	CASE, DRIVE CHAIN	1	1	1	1	143253	B, D1, D2, ED, F 32, 3 U
	40510-098-000LS	CASE, DRIVE CHAIN	1	1	1	1	141824 143254	B, D1, D2, DE, ED, F, N 32, 3 32 U
	40510-098-000NE	CASE, DRIVE CHAIN	1	1	1	1		
	40510-098-000NL	CASE, DRIVE CHAIN	1	1	1	1	141824 142574 143254	B, D1, D2, DE, ED, N 32, 3 32 E U
	40510-098-000NU	CASE, DRIVE CHAIN	1	1	1	1		
	40510-098-000WF	CASE, DRIVE CHAIN (WHITE DAX)	1	1	1	1	148111	ED
		(WHITE DAX)	1	1	1	1	537164	B
		(WHITE DAX)	1	1	1	1	542081	DE, N
		(WHITE DAX)	1	1	1	1	550098	D2
		(WHITE DAX)	1	1	1	1		F
		(WHITE DAX)	1	1	1	1		E, 32
	40510-098-000ZA	CASE, DRIVE CHAIN *YR-26*	1	1	1	1		
2	40511-098-650B	CASE, SUB DRIVE CHAIN	1	1	1	1		U
3	43431-098-000	ARM, RR. BRAKE STOPPER	1	1	1	1	113668 549060	32 B, DE D1, ED, S, N, U
			1	1	1	1	152128 569618	E, 32 D2, F
	43431-124-740	ARM, RR. BRAKE STOPPER	1	1	1	1	113669 549061	32 B, DE
			1	1	1	1	152129 569619	E, 32 D2, F
4	43434-250-000	SPRING, STOPPER ARM	1	1	1	1		
5	50701-024-010	ARM, PILLION STEP 95015-61000	2	2	2	2		B, D1, D2, DE, E, F, S, U
	95015-61000	BAR A, PILLION STEP	2	2	2	2		B, D1, D2, D, DE, E, F, 32, S, SA, U
6	50701-098-010B	BRACKET, R. PILLION STEP	1	1	1	1		B, D1, D2, D, DE, E, F, 32, S, SA, U
7	50705-024-000	RUBBER, PILLION STEP 50731-024-000	2	2	2	2		B, D1, D2, DE, E, F, S, U
	50731-024-000	RUBBER, PILLION STEP	2	2	2	2		B, D1, D2, D, DE, E, F, 32, S, SA, U
8	50711-098-000B	BRACKET, L. PILLION STEP	1	1	1	1		B, D1, D2, D, DE, E, F, 32, S, SA
9	50711-098-650B	BRACKET, L. PILLION STEP	1	1	1	1		U
10	50712-024-000	WASHER, PILLION STEP 95015-91000	2	2	2	2		B, D1, D2, DE, E, F, S, U
	95015-91000	WASHER, PILLION STEP	2	2	2	2		B, D1, D2, D, DE, E, F, 32, S, SA, U
11	50715-024-000	PIN, PILLION STEP 95015-81000	2	2	2	2		B, D1, D2, DE, E, F, S, U
	95015-81000	PIN A, PILLION STEP	2	2	2	2		B, D1, D2, D, DE, E, F, 32, S, SA, U

F-11 Rear fork • Chain case

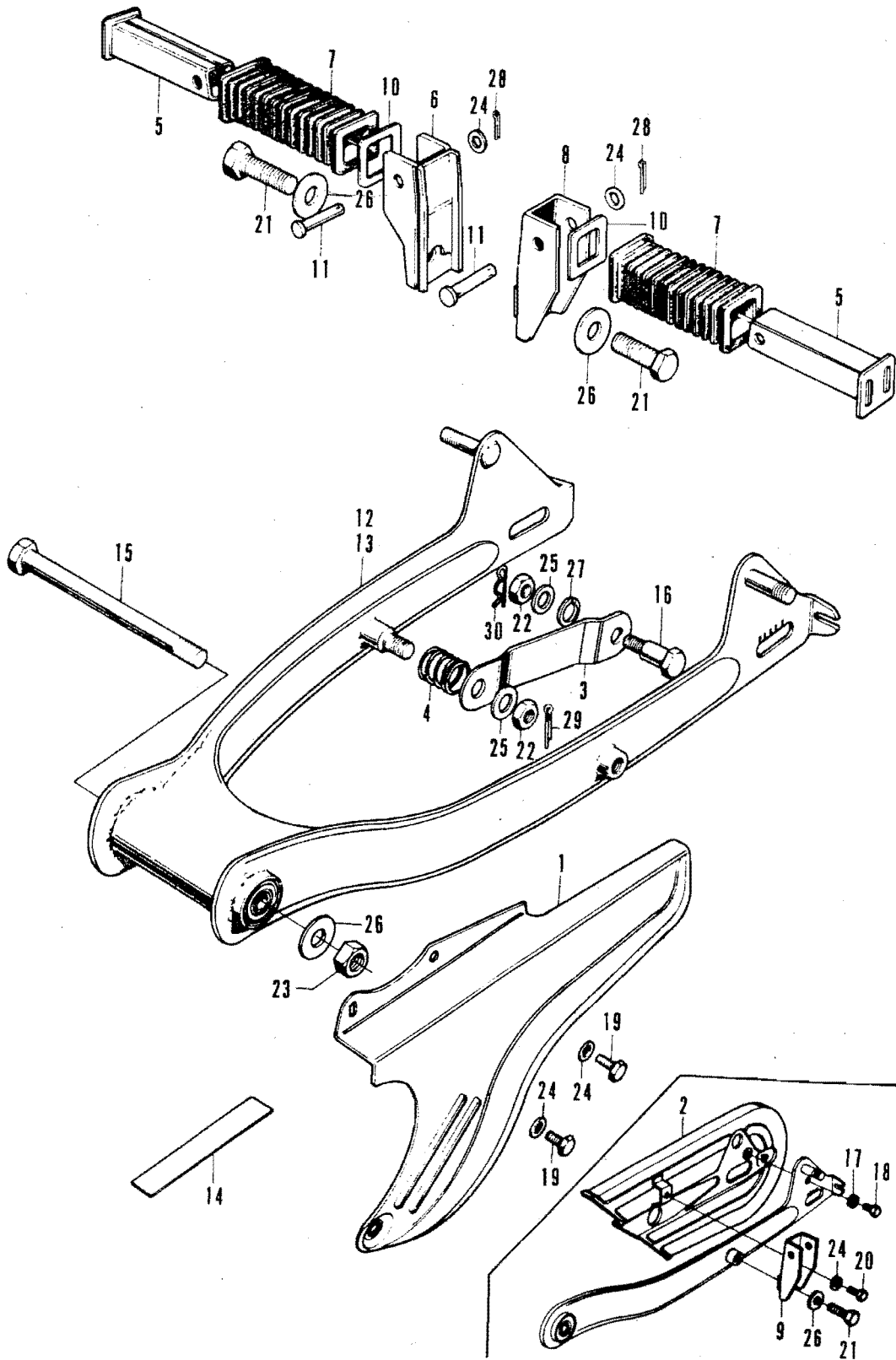


B098-28B

F-11 Rear fork - Chain case

Ref. No.	Part No.	Description	Reqd. No.				Serial No.	Area code
			ST 50	K3	ST 70	K3		
12	52100-098-C20CM	FORK COMP., RR.	1	1	1	1	141824	B, D1, D2, D, DE, E, ED, F, J, N, SA 32
	52100-098-020CN	FORK COMP., RR.	1	1	1	1		B, D1, D2, D, ED, F, J, SA E, 32 DE
	52100-098-020CQ	FORK COMP., RR.	1	1	1	1	142573	E
	52100-098-020LS	FORK COMP., RR.	1	1	1	1	141824	B, D1, D2, DE, ED, F, N 32, J 32
	52100-098-020NE	FORK COMP., RR.	1	1	1	1		
	52100-098-020NL	FORK COMP., RR.	1	1	1	1	141824 142574	B, D1, D2, DE, ED, N 32, J 32 E
	52100-098-020NU	FORK COMP., RR.	1	1	1	1		
	52100-098-020WF	FORK COMP., RR. (WHITE DAX)	1	1	1	1	148111	ED
		(WHITE DAX)	1	1	1	1	537164	B, N
		(WHITE DAX)	1	1	1	1	542081	D2
		(WHITE DAX)	1	1	1	1	550098	F
		(WHITE DAX)	1	1	1	1		E, J2
	52100-098-020ZA	FORK COMP., RR. *YR-26*	1	1	1	1		
13	52100-098-650CM	FORK COMP., RR.	1	1	1	1		U
	52100-098-650CN	FORK COMP., RR.	1	1	1	1	143253	U
	52100-098-650CQ	FORK COMP., RR.	1	1	1	1	143253	U
	52100-098-650LS	FORK COMP., RR.	1	1	1	1	143254	U
	52100-098-650NL	FORK COMP., RR.	1	1	1	1	143254	U
14	87507-098-610	MARK, TIRE CAUTION	1	1	1	1		E
	87507-098-740	MARK, TIRE CAUTION	1	1	1	1	144064	ED
			1	1	1	1	144064	N
	87507-098-680	MARK, TIRE CAUTION	1	1	1	1	136544	D1
			1	1	1	1	136544	U
			1	1	1	1	543356	D2
	87507-098-640	MARK, TIRE CAUTION	1	1	1	1	149475	ED, N
			1	1	1	1	542852	B, DE
			1	1	1	1		32
	87507-098-940	MARK, TIRE CAUTION	1	1	1	1	145290	D1, E
			1	1	1	1	554287	D2, F
			1	1	1	1		D, 32
			1	1	1	1	6113527	F
	87505-098-620	MARK, TIRE CAUTION (FRENCH)	1	1	1	1	6113528	F
	87505-098-621	MARK, TIRE CAUTION (FRENCH)	1	1	1	1	6113933	F
	87505-126-660	MARK, TIRE CAUTION	1	1	1	1		SA
15	90121-098-C10	BOLT, RR. FORK PIVOT	1	1	1	1		
16	90127-001-010	BOLT, RR. BRAKE TORQUE	1	1	1	1	6135402	D, E, F, J
			1	1	1	1	6109871	
	90127-400-000	BOLT, RR. BRAKE STOPPER	1	1	1	1	6135403	D, E, F, J
			1	1	1	1	6109872	SA

F-11 Rear fork • Chain case

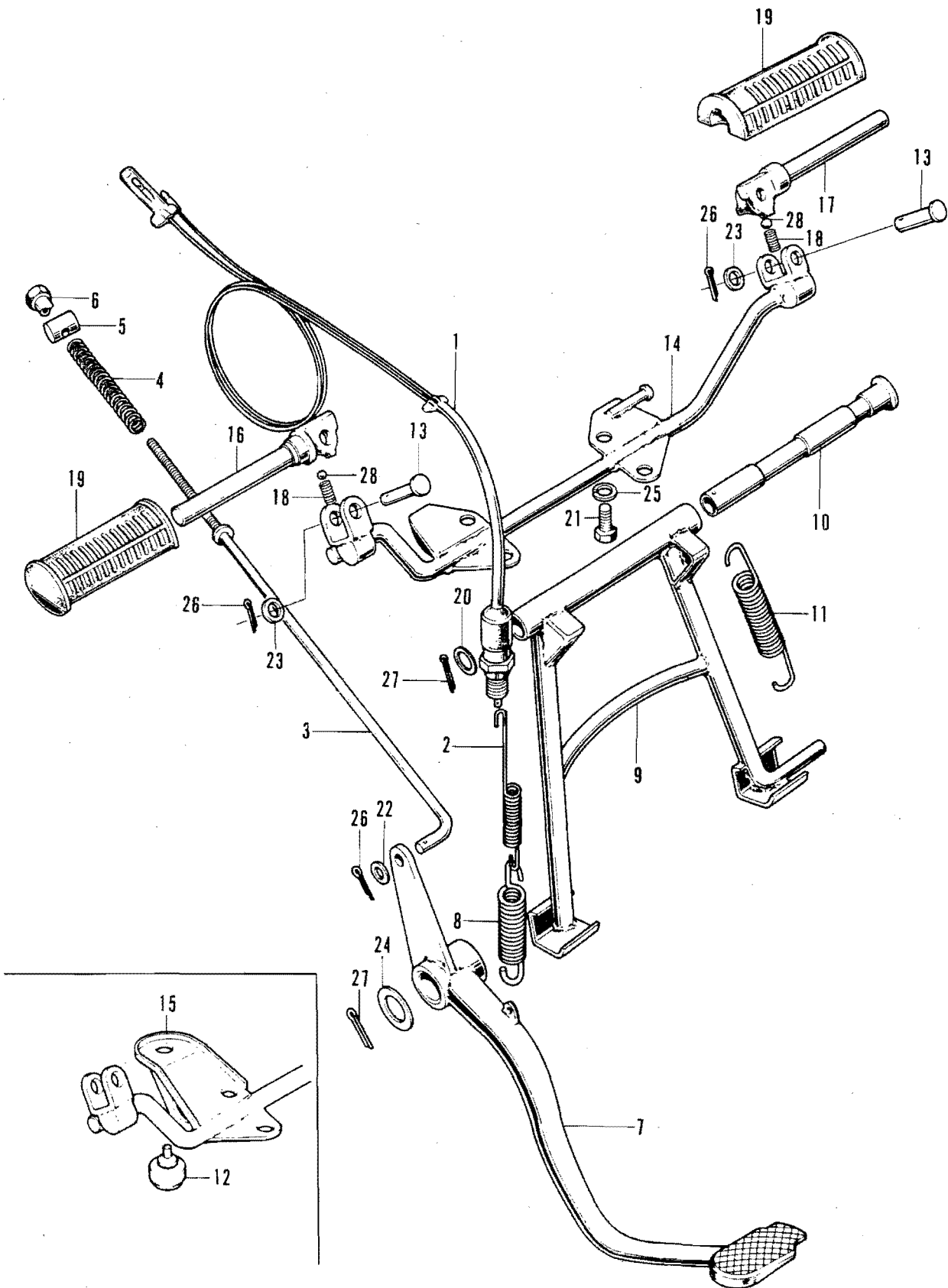


B098-28B

F-11 Rear fork - Chain case

Ref. No.	Part No.	Description	Reqd. No.				Serial No.	Area code
			ST 50	ST K3	70	K3		
17	90525-001-000	WASHER, FR. BRAKE ARM			1		U	
18	92000-06008	BOLT, HEX., 6X8			1		U	
19	92000-06010	BOLT, HEX., 6X10	2	2	2	2		
20	92000-06012	BOLT, HEX., 6X12			1		U	
21	92000-10020-0A	BOLT, HEX., 10X20	2	2	2	2	B, D1, D2, D, DE, E, F, J2, J, SA, U	
22	94001-08000-0S	NUT, HEX., 8MM	2	2	2	2		
23	94001-10000-0S	NUT, HEX., 10MM	1	1	1	1		
24	94101-06000	WASHER, PLAIN, 6MM	4 2	4 5	4 4	4	B, D1, D2, D, DE, E, F, J2, J, SA ED, N, U	
25	94101-08000	WASHER, PLAIN, 8MM	2	2	2	2		
26	94101-10000	WASHER, PLAIN, 10MM	3 1	3	3	3	B, D1, D2, D, DE, E, F, J2, J, SA, U ED, N	
27	94111-10000	WASHER, SPRING, 10MM	1	1	1	1		
28	94201-16150	PIN, SPLIT, 1.6X15	2	2	2	2	B, D1, D2, D, DE, E, F, J2, J, SA, U	
29	94201-20150	PIN, SPLIT, 2.0X15	1		1			
				1	1			
				2	2			
						6135403 6109872	6135402 6109871 D, E, F, G D, E, F, J SA	
30	94251-08000	PIN, LOCK, 8MM	1		1			
				1	1			
						6135402 6109871	D, E, F, G	

F-12 Brake pedal - Main stand (D1, E, ED, N, U and ST70-G)

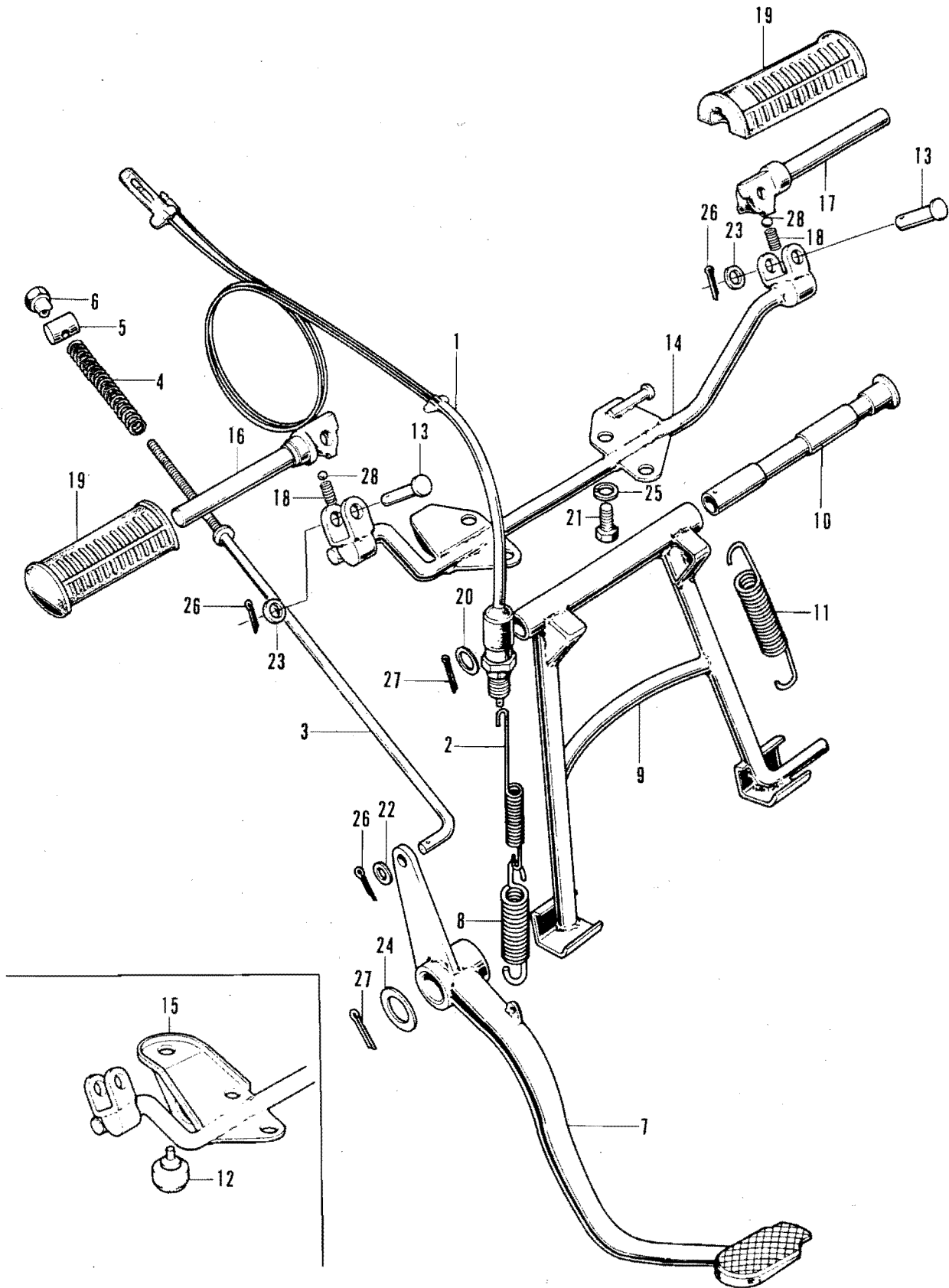


B098-29A

F-12 Brake pedal • Main stand (D1, E, ED, N, U and ST70-G)

Ref. No.	Part No.	Description	Reqd. No.				Serial No.	Area code
			ST 50	ST 70	K3	K3		
1	35350-051-000	SWITCH ASSY, STOP 35350-098-005	1				144063 ED 136543 D1, U	
	35350-098-005	SWITCH ASSY., STOP (DAIICHI)	1			144064 136544	ED N D1, U E	
2	35357-046-000	SPRING, STOP SWITCH	1	1	1		D1, E, ED, N, U	
3	43450-098-000	ROD, RR. BRAKE 43450-098-770	1			142963 136476 136543	E, ED D1, U	
	43450-098-770	ROD, RR. BRAKE	1			142964 136477 136544	E, ED N D1, U E	
	43451-098-770	ROD, RR. BRAKE	1	1	1		D1, E, ED, N, U	
4	43472-001-000	SPRING, RR. BRAKE ROD 95014-73100	1	1			D1, E, ED, N, U	
	95014-73100	SPRING A, BRAKE ROD	1	1	1		D1, E, ED, N, U	
5	45461-001-000	JOINT, FR. BRAKE ARM	1	1			D1, E, ED, N, U	
	95015-31000	JOINT A, BRAKE ARM	1	1	1		D1, E, ED, N, U	
6	45462-028-000	NUT, FR. BRAKE ADJUSTING 95015-41000	1	1			D1, E, ED, N, U	
	95015-41000	NUT A, BRAKE ROD ADJUST	1	1	1		D1, E, ED, N, U	
7	46500-098-000	PEDAL, BRAKE	1	1	1		D1, E, ED, N, U	
8	46514-041-000	SPRING, BRAKE PEDAL	1	1			D1, E, ED, N, U	
	46514-086-720	SPRING, BRAKE PEDAL			1	6113273	E	
9	50500-098-C208	STAND COMP., MAIN	1	1		6113274	D1, E, ED, N, U	
	50500-126-920	STAND COMP., MAIN			1		E	
10	50512-041-000	PIPE, RR. BRAKE PIVOT	1	1	1		D1, E, ED, N, U	
11	50522-041-000	SPRING, MAIN STAND 95014-71401	1	1			D1, E, ED, N, U	
	95014-71401	SPRING D, MAIN STAND	1	1			D1, E, ED, N, U	
	95014-71402	SPRING D, MAIN STAND			1	6112462	E	
12	50524-011-000	RUBBER, MAIN STAND STOPPER 95011-62000	1	1		139001	ED, N E	
	95011-62000	RUBBER B, STAND STOPPER	1	1	1	139001	ED, N E E	

F-12 Brake pedal - Main stand (D1, E, ED, N, U and ST70-G)

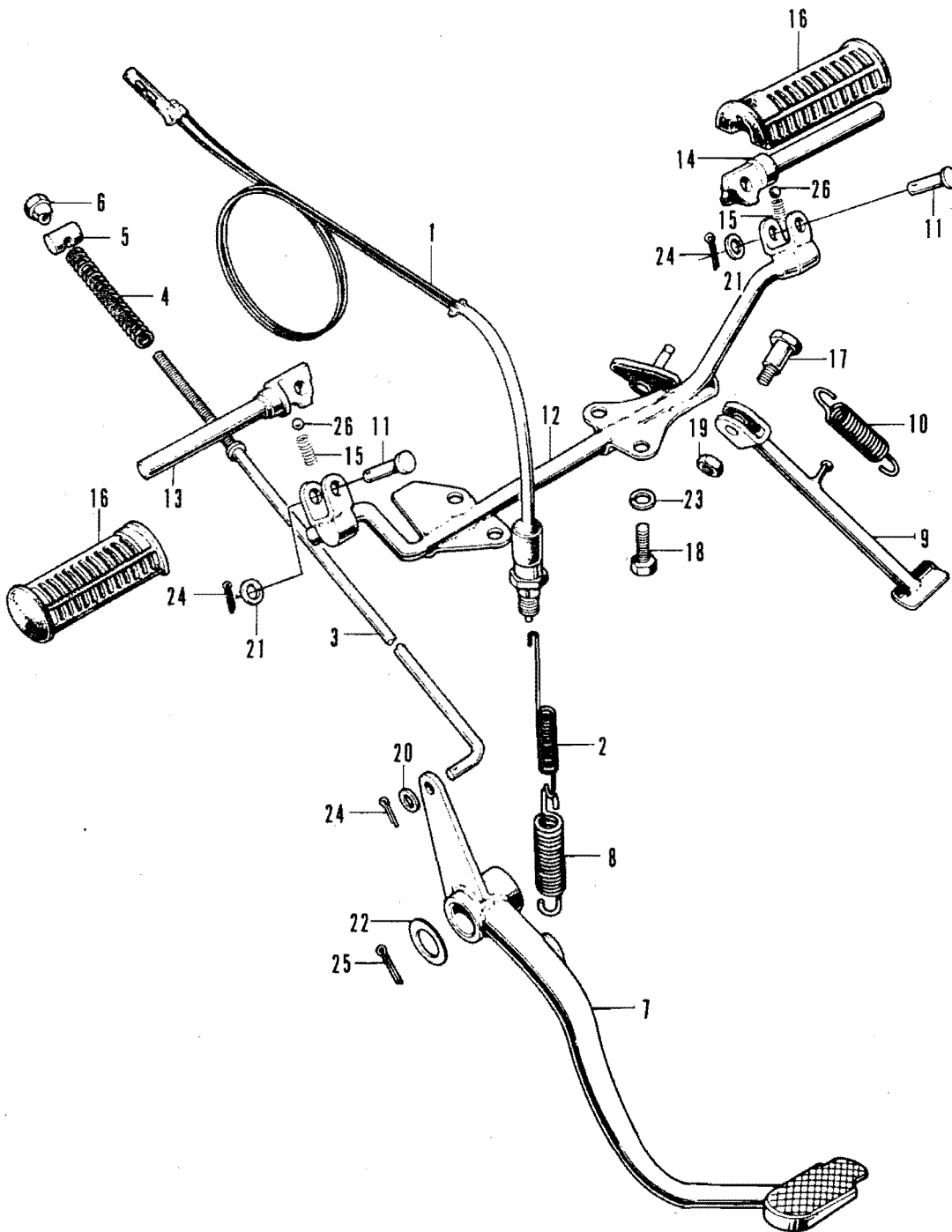


B098-29A

F-12 Brake pedal - Main stand (D1, E, ED, N, U and ST70-G)

Ref. No.	Part No.	Description	Reqd. No.				Serial No.	Area code
			ST 50	K3	ST 70	K3		
13	50603-033-000	PIN, STEP BAR JOINT	2	2	2		Q1, E, ED, N, U	
14	50611-098-020B	BAR CCMP., STEP	1	1			E D1, G, U	
15	50611-098-710B	BAR CCMP., STEP	1	1	1		ED, N E	
16	50615-098-691B	ARM COMP., R. STEP	1	1	1		Q1, E, ED, N, U	
17	50616-098-691B	ARM CCMP., L. STEP	1	1	1		Q1, E, ED, N, U	
18	50619-098-000	SPRING, STEP ARM	2	2	2		Q1, E, ED, N, U	
19	50661-051-000	RUBBER, STEP	2	2			Q1, E, ED, N, U	
	95011-21000	RUBBER, STEP	2	2	2		Q1, E, ED, N, U	
20	90521-028-000	WASHER, 17X22	1	1	1		Q1, E, ED, N, U	
21	92000-08020-0A	BOLT, HEX., 8X20	4	4	4		Q1, E, ED, N, U	
22	94101-05000	WASHER, PLAIN, 5MM	1	1	1		Q1, E, ED, N, U	
23	94101-08000	WASHER, PLAIN, 8MM	2	2	2		Q1, E, ED, N, U	
24	94101-14000	WASHER, PLAIN, 14MM	1	1	1		Q1, E, ED, N, U	
25	94111-08000	WASHER, SPRING, 8MM	4	4	4		Q1, E, ED, N, U	
26	94201-16150	PIN, SPLIT, 1.6X15	3	3	3		Q1, E, ED, N, U	
27	94201-30250	PIN, SPLIT, 3.0X25	2	2	2		Q1, E, ED, N, U	
28	96211-10000	BALL, STEEL, #10 (5/16)	2	2	2		Q1, E, ED, N, U	

F-12-1 Brake pedal - Main stand
(B, D2, D, DE, F, G2, SA, ST50-G and ST70K3-G)

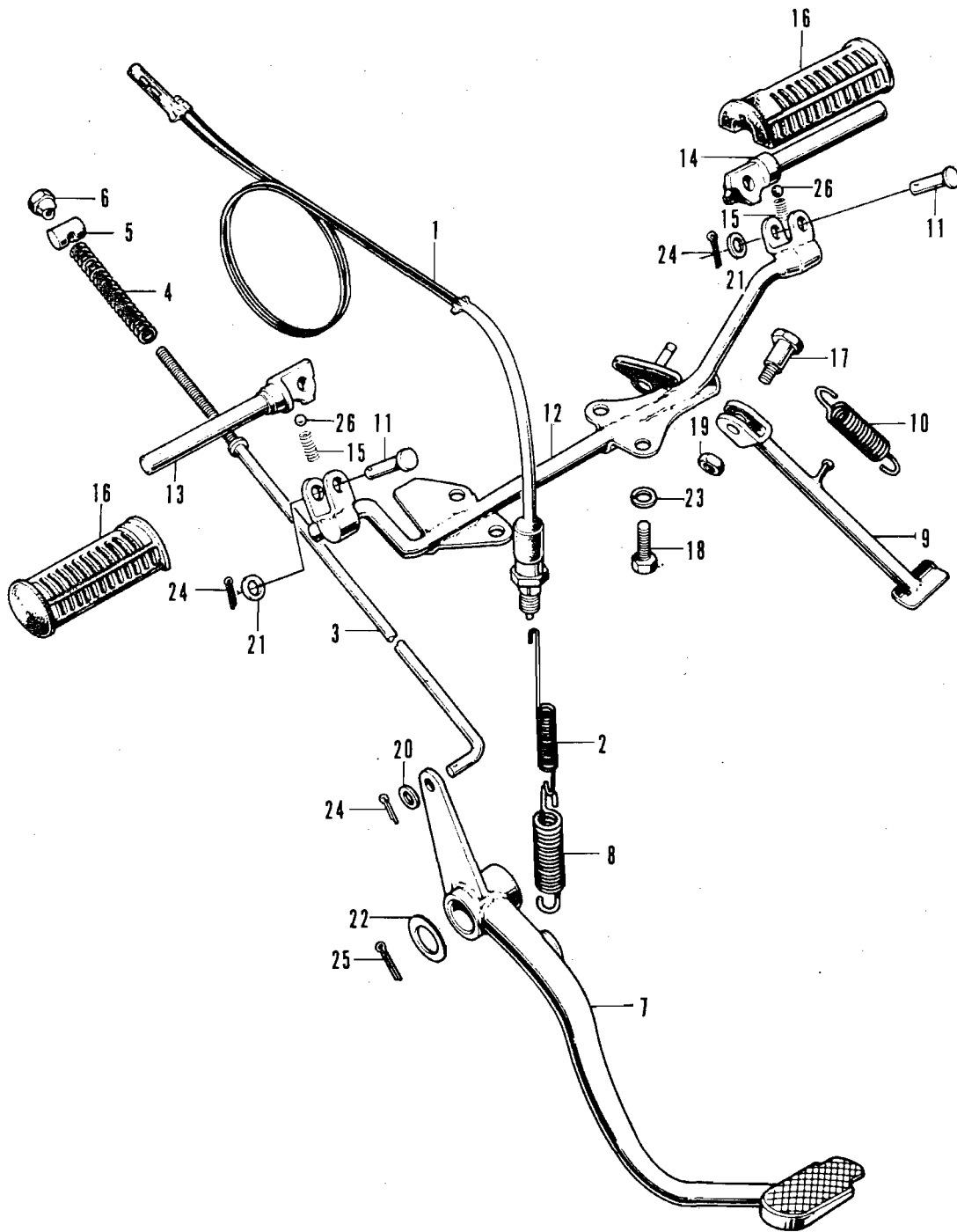


B098-30

F-12-1 Brake pedal - Main stand (B, D2, D, DE, F, G2, SA, ST50-G and ST70K3-G)

Ref. No.	Part No.	Description	Reqd. No.				Serial No.	Area code
			ST 50	ST 70	K3	K3		
1	35350-051-000	SWITCH ASSY STOP 35350-098-005	1 1				144063 ; 532342 B 543355 D2, F	
	35350-098-005	SWITCH ASSY., STOP (DAIICHI)	1 1 1	1 1	1 1	144064 ; 532343 B 543356 DE, ;2 B, D, F, ;, SA D2, F		
2	35357-046-000	SPRING, STOP SWITCH	1 1	1 1	1 1		B, D2, D, DE, F, ;2, SA ;	
3	43450-098-000	ROD, RR. BRAKE 43450-098-770	1 1				142963 ; 532342 B 541330 D2, F	
	43450-098-770	ROD, RR. BRAKE	1 1 1	1 1	1 1	142964 ; 532343 B 541331 DE, ;2 D2, F 6105151 D, F, ;		
	43451-098-770	ROD, RR. BRAKE	1 1		1 1	6119022 ; 6105152 D, F, ; SA		
4	43472-001-000	SPRING, RR. BRAKE ROD 95014-73100	1 1		1 1		B, D2, DE, F ;	
	95014-73100	SPRING A, BRAKE ROD	1 1	1 1	1 1		B, D2, D, DE, F, ;2, SA ;	
5	45461-001-000	JOINT, FR. BRAKE ARM	1 1		1 1		B, D2, DE, F ;	
	95015-31000	JOINT A, BRAKE ARM	1 1	1 1	1 1		B, D2, D, DE, F, ;2, SA ;	
6	45462-028-000	NUT, FR. BRAKE ADJUSTING 95015-41000	1 1		1 1		B, D2, DE, F ;	
	95015-41000	NUT A, BRAKE ROD ADJUST	1 1	1 1	1 1		B, D2, D, DE, F, ;2, SA ;	
7	46500-098-000	PEDAL, BRAKE	1 1	1 1	1 1		B, D2, D, DE, F, SA ;2, ;	
	46500-098-920	PEDAL, BRAKE			1 1		;2 ;	
8	46514-041-000	SPRING, BRAKE PEDAL	1 1		1 1		B, D2, DE, F, G2 G	
	46514-086-720	SPRING, BRAKE PEDAL			1 1	6150756 ; 6113273 D, F, G, SA		
	46514-086-720	SPRING, BRAKE PEDAL			1 1	6150757 ; 6113274 D, F, G, SA		
9	50530-098-7008	BAR, SIDE STAND	1 1	1 1	1 1		B, D2, D, DE, F, ;2, SA ;	
10	50542-286-000	SPRING, SIDE STAND 95014-72401	1 1		1 1		B, D2, DE, F ;	
	95014-72401	SPRING D, SIDE STAND	1 1		1 1		B, D2, DE, F, ;2 ;	
	95014-72402	SPRING O, SIDE STAND			1 1	6122522 ; 6106905 D, F, ;		
	95014-72402	SPRING O, SIDE STAND			1 1	6122523 ; 6106906 D, F, ; SA		
11	50603-033-000	PIN, STEP BAR JOINT	2 2	2 2	2 2		B, D2, D, DE, F, ;2, SA ;	

F-12-1 Brake pedal • Main stand
(B, D2, D, DE, F, G2, SA, ST50-G and ST70K3-G)

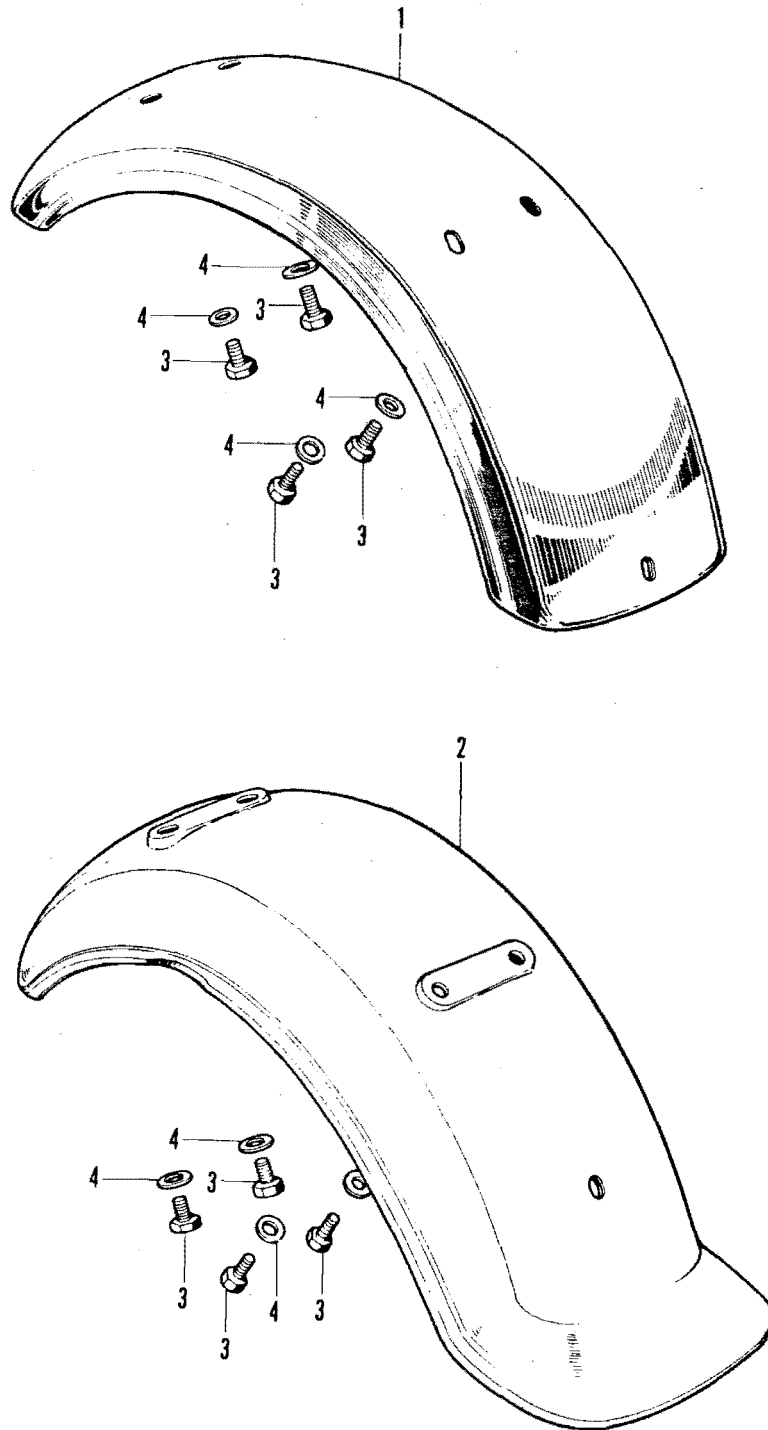


B098-30

**F-12-1 Brake pedal - Main stand
(B, D2, D, DE, F, G2, SA, ST50-G and ST70K3-G)**

Ref. No.	Part No.	Description	Reqd. No.				Serial No.	Area code
			ST 50	K3	ST 70	K3		
12	50611-098-7008	BAR COMP., STEP	1	1	1	1	B, D2, D, DE, F, G2, SA	
13	50615-098-6918	ARM COMP., R. STEP	1	1	1	1	B, D2, D, DE, F, G2, SA	
14	50616-098-6918	ARM COMP., L. STEP	1	1	1	1	B, D2, D, DE, F, G2, SA	
15	50619-098-000	SPRING, STEP ARM	2	2	2	2	B, D2, D, DE, F, G2, SA	
16	50661-051-000	RUBBER, STEP	2	2	2	2	B, D2, D, DE, F, SA	
	95011-21000	RUBBER, STEP	2	2	2	2	B, D2, D, DE, F, G2, SA	
17	90108-223-000	SCREW, SIDE STAND PIVOT	1	1	1	1	B, D2, D, DE, F, G2, SA	
18	92000-08020-0A	BOLT, HEX., 8X20	4	4	4	4	B, D2, D, DE, F, G2, SA	
19	94002-10000-05	NUT, HEX., 10MM	1	1	1	1	B, D2, D, DE, F, G2, SA	
20	94101-05000	WASHER, PLAIN, 5MM	1	1	1	1	B, D2, D, DE, F, G2, SA	
21	94101-08000	WASHER, PLAIN, 8MM	2	2	2	2	B, D2, D, DE, F, G2, SA	
22	94101-14000	WASHER, PLAIN, 14MM	1	1	1	1	B, D2, D, DE, F, G2, SA	
23	94111-08000	WASHER, SPRING, 8MM	4	4	4	4	B, D2, D, DE, F, G2, SA	
24	94201-16150	PIN, SPLIT, 1.6X15	3	3	3	3	B, D2, D, DE, F, G2, SA	
25	94201-30250	PIN, SPLIT, 3.0X25	1	1	1	1	B, D2, D, DE, F, G2, SA	
26	96211-10000	BALL, STEEL, #10 (5/16)	2	2	2	2	B, D2, D, DE, F, G2, SA	

F-13 Rear fender

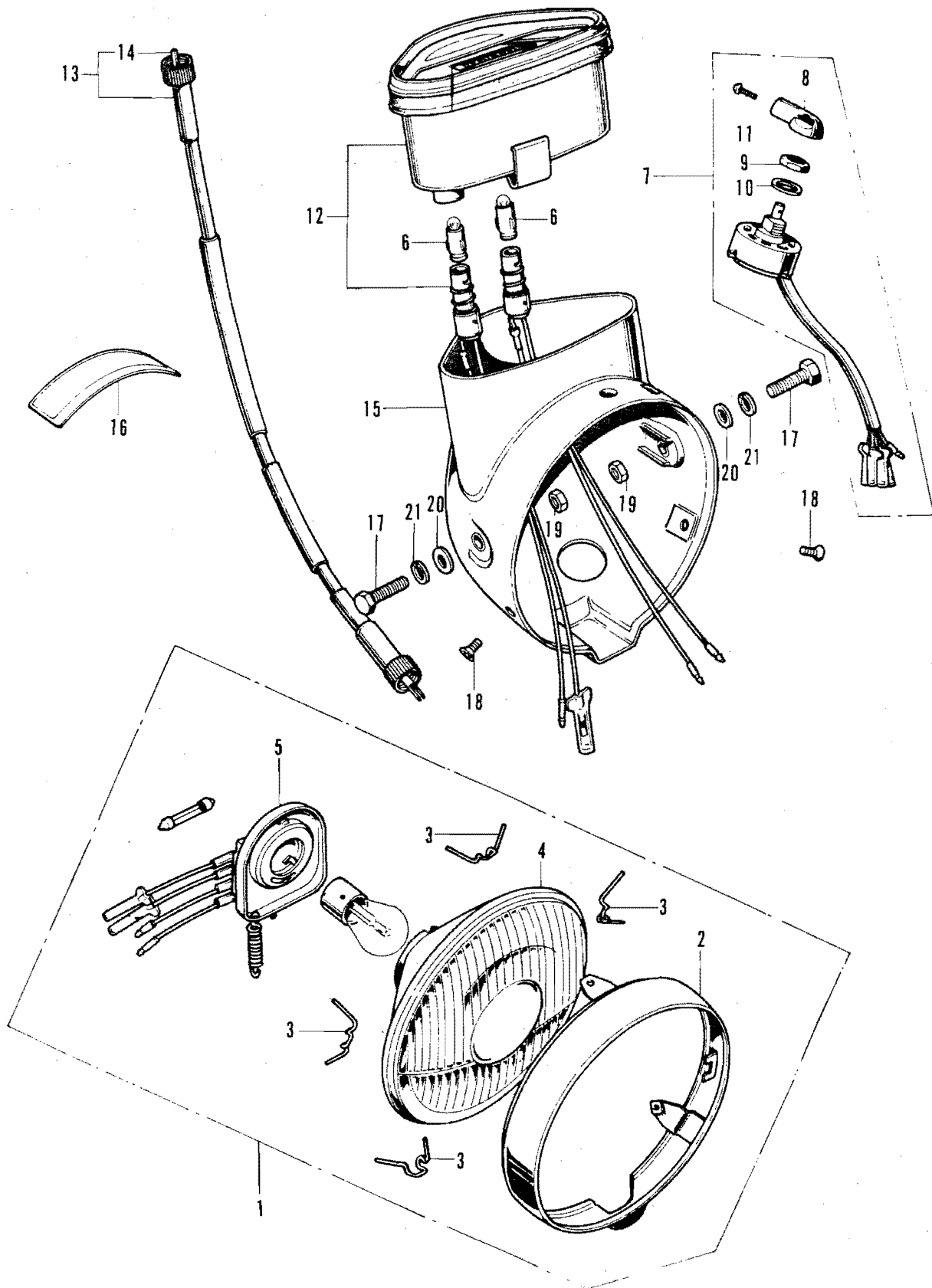


B098-33

F-13 Rear fender

Ref. No.	Part No.	Description	Reqd. No.				Serial No.	Area code
			ST 50	ST K3	ST 70	ST K3		
1	80100-098-670XW	FENDER COMP., RR.	1	1	1	1	B, D2, D, DE, F, SA	
2	80100-098-690AU	FENDER COMP., RR.	1	1	1	1	D1, E, ED, 32, 3, N, U	
3	92000-06010	BOLT, HEX., 6X10	4	4	4	4		
4	94101-06000	WASHER, PLAIN, 6MM	4	4	4	4		

F-14 Headlight • Speedometer (B, DE and F)

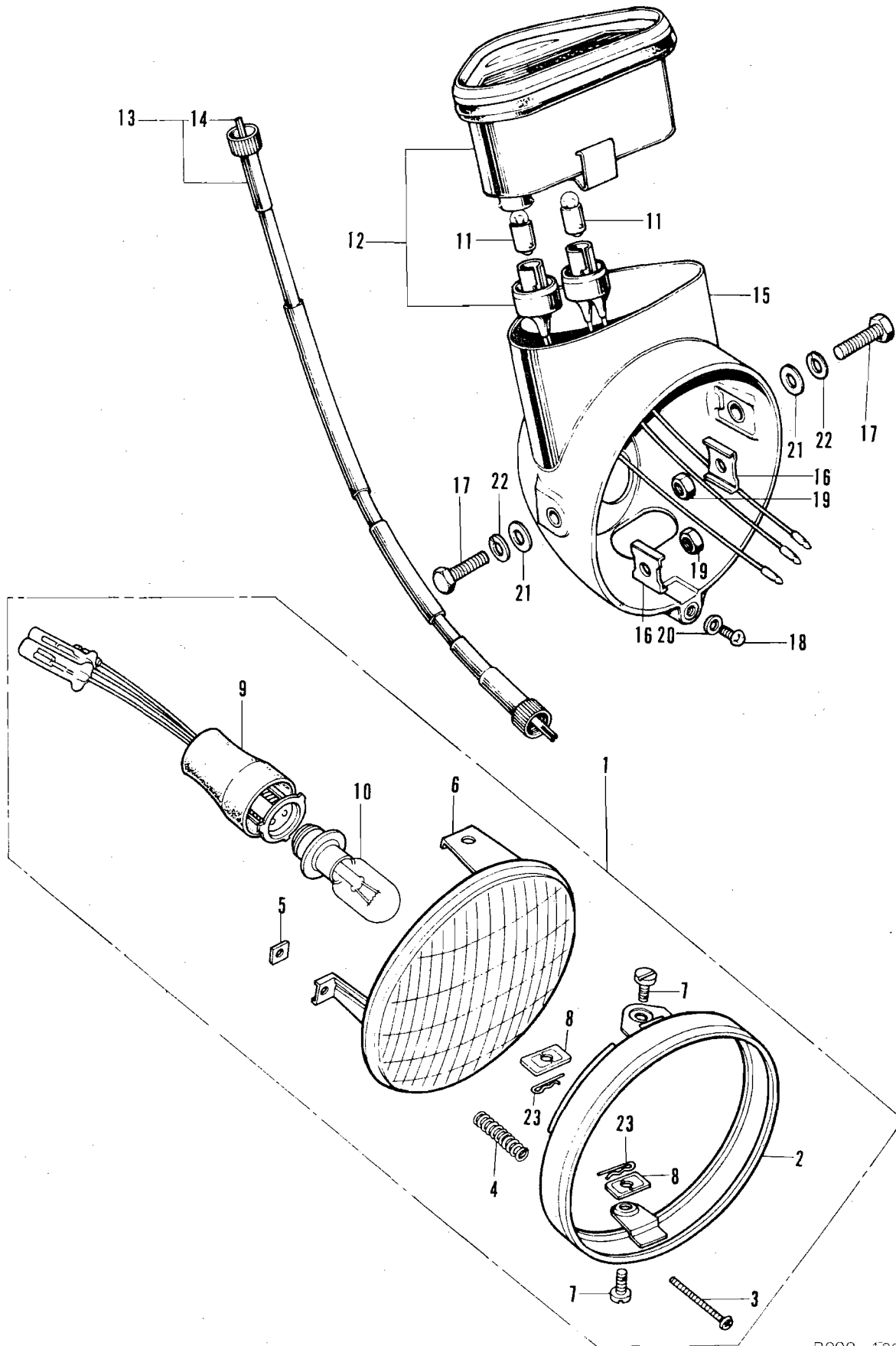


5098-44

F-14 Headlight • Speedometer (B, DE and F)

Ref. No.	Part No.	Description	Reqd. No.				Serial No.	Area code
			ST 50	K3 70	ST 70	K3 83		
1	33100-051-622	HEADLIGHT ASSY.	1	1	1	1	B,DE,F	
2	33101-051-622	RIM, HEADLIGHT	1	1	1	1	B,DE,F	
3	33108-028-013	SPRING, UNIT HOLDER	4	4	4	4	B,DE,F	
4	33121-051-621	HEADLIGHT UNIT	1	1	1	1	B,DE,F	
5	33130-051-621	SOCKET, HEADLIGHT	1	1	1	1	B,DE,F	
6	34908-001-000	BULB, SPEEDOMETER (6V1.5W)	2	2	2	2	B,DE,F	
7	35150-098-620	SWITCH ASSY., LIGHTING	1	1	1	1	B,DE,F	
9	35151-292-751	KNOB, LIGHTING SWITCH	1	1	1	1	B,DE,F	
9	35152-268-000	NUT, LIGHTING SWITCH	1	1	1	1	B,DE,F	
10	35153-268-000	WASHER, LIGHTING SWITCH	1	1	1	1	B,DE,F	
11	35154-268-000	SCREW, LIGHTING SWITCH SET	1	1	1	1	B,DE,F	
12	37200-098-620	SPEEDOMETER ASSY. 37200-098-621	1				522712 B F	
	37200-098-621	SPEEDOMETER ASSY.	1				522712 B 570068 F	
	37200-098-622	SPEEDOMETER ASSY. (KPH NIPPON SEIKI)			1	570069	F	
	37200-098-750	SPEEDOMETER ASSY.	1			522713	549159 B 549159 DE	
	37200-098-751	SPEEDOMETER ASSY. (KPH NIPPON SEIKI)	1			549160	B,DE	
				1			B,DE	
13	44830-098-000	CABLE ASSY., SPEEDOMETER	1	1	1		6125332 B,DE,F 6108322 B,DE,F	
	44830-126-700	CABLE ASSY., SPEEDOMETER		1		6125333 6108323	B,DE F	
14	44831-098-000	CABLE, SPEEDOMETER INNER	1	1	1	1	B,DE,F	
15	61301-051-620CM	CASE, HEADLIGHT	1	1	1	1	B,DE,F	
	61301-051-620CN	CASE, HEADLIGHT	1	1	1	1	B,DE	
	61301-051-620CQ	CASE, HEADLIGHT	1		1		B,F	
	61301-051-620LS	CASE, HEADLIGHT	1		1		B,DE,F	
	61301-051-620NL	CASE, HEADLIGHT	1				B,DE	
	61301-051-620WF	CASE, HEADLIGHT (WHITE DAX) (WHITE DAX) (WHITE DAX)	1			537164	B DE F	
			1		1	550098	F	
	61301-051-620ZA	CASE, HEADLIGHT *YR-26*		1	1		B,DE,F	
	61301-051-620ZB	CASE, HEADLIGHT *J-31*		1	1		B,DE,F	
	61301-051-620ZD	CASE, HEADLIGHT *NH-45*		1	1		B,DE,F	
16	87560-323-621A	MARK, DRIVE CAUTION	1			532343	B DE	
			1	1			B F	
					1	543356	F	
	87560-323-621B	MARK, DRIVE CAUTION	1			537164	B DE	
			1	1			B F	
					1	550098	F	
	87560-124-620A	MARK, DRIVE CAUTION (FRENCH)			1	6113528	F	
	87560-124-620B	MARK, DRIVE CAUTION (FRENCH)			1	6113528	F	
17	92000-C8025-08	BCLT, HEX., 8X25	2	2	2	2	B,DE,F	
18	93700-05012-08	SCREW, OVAL, 5X12	3	3	3	3	B,DE,F	
19	94030-08000	NUT, HEX., 8MM	2	2	2	2	B,DE,F	
20	94101-C8000	WASHER, PLAIN, 8MM	2	2	2	2	B,DE,F	
21	94111-C8000	WASHER, SPRING, 8MM	2	2	2	2	B,DE,F	

F-14-1 Headlight • Speedometer (ST50-E)

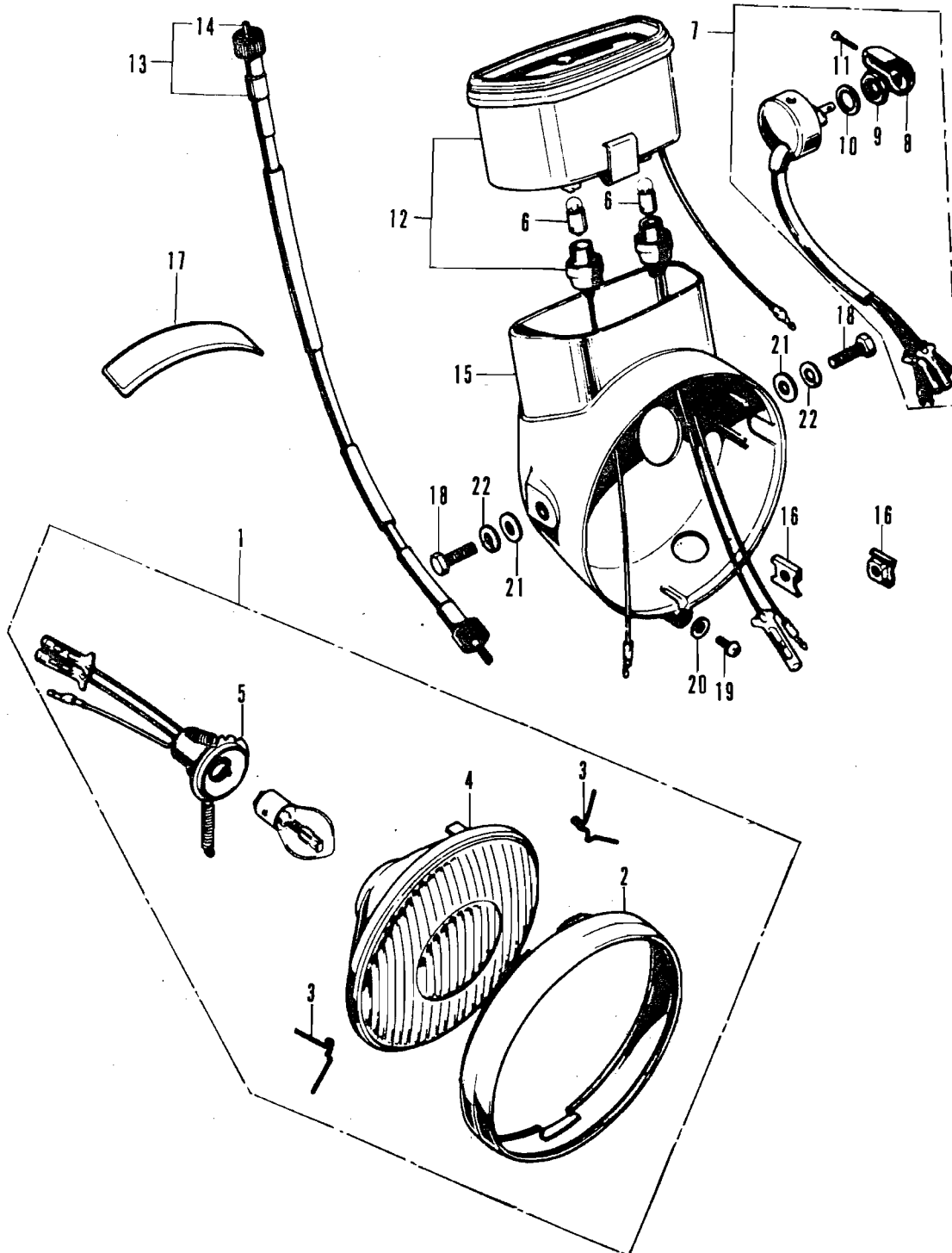


B098-108

F-14-1 Headlight • Speedometer (ST50-E)

Ref. No.	Part No.	Description	Reqd. No.			Serial No.	Area code
			ST 50	ST 70	K3		
1	33100-089-671	HEADLIGHT ASSY.	1				E
2	33101-028-672	RIM, HEADLIGHT	1				E
3	33102-C41-670	SCREW, HEADLIGHT BEAM ADJUSTING	1				E
4	33107-C30-003	SPRING, HEADLIGHT BEAM ADJUSTING (STANLEY)	1				E
5	33117-C41-003	NUT, BEAM ADJUSTING (STANLEY)	1				E
6	33120-089-671	HEADLIGHT UNIT	1				E
7	33125-292-670	SCREW, UNIT HOLDER	2				E
8	33128-292-670	NUT, UNIT HOLDER	2				E
9	33130-028-671	SOCKET ASSY., HEADLIGHT	1				E
10	34901-001-671	BULB, HEADLIGHT (6V15/15W)	1				E
11	34908-230-000	BULB, SPEEDOMETER (6V1.7W)	2				E
12	37200-098-671	SPEEDOMETER ASSY. (MPH)	1				E
13	44830-098-000	CABLE ASSY., SPEEDOMETER	1				E
14	44831-098-000	CABLE, SPEEDOMETER INNER	1				E
15	61301-056-671CM	CASE, HEADLIGHT	1				E
	61301-056-671CN	CASE, HEADLIGHT	1				E
16	61303-229-000	WASHER, HEADLIGHT CASE	2				E
17	92000-08025-08	BOLT, HEX., 8X25	2				E
18	93500-05012-0A	SCREW, PAN, 5X12	1				E
19	94001-08000-05	NUT, HEX., 8MM	2				E
20	94101-05000	WASHER, PLAIN, 5MM	1				E
21	94101-08000	WASHER, PLAIN, 8MM	2				E
22	94111-08000	WASHER, SPRING, 8MM	2				E
23	94251-05000	PIN, LOCK, 5MM	2				E

F-14-2 Headlight • Speedometer (ED, G and N)

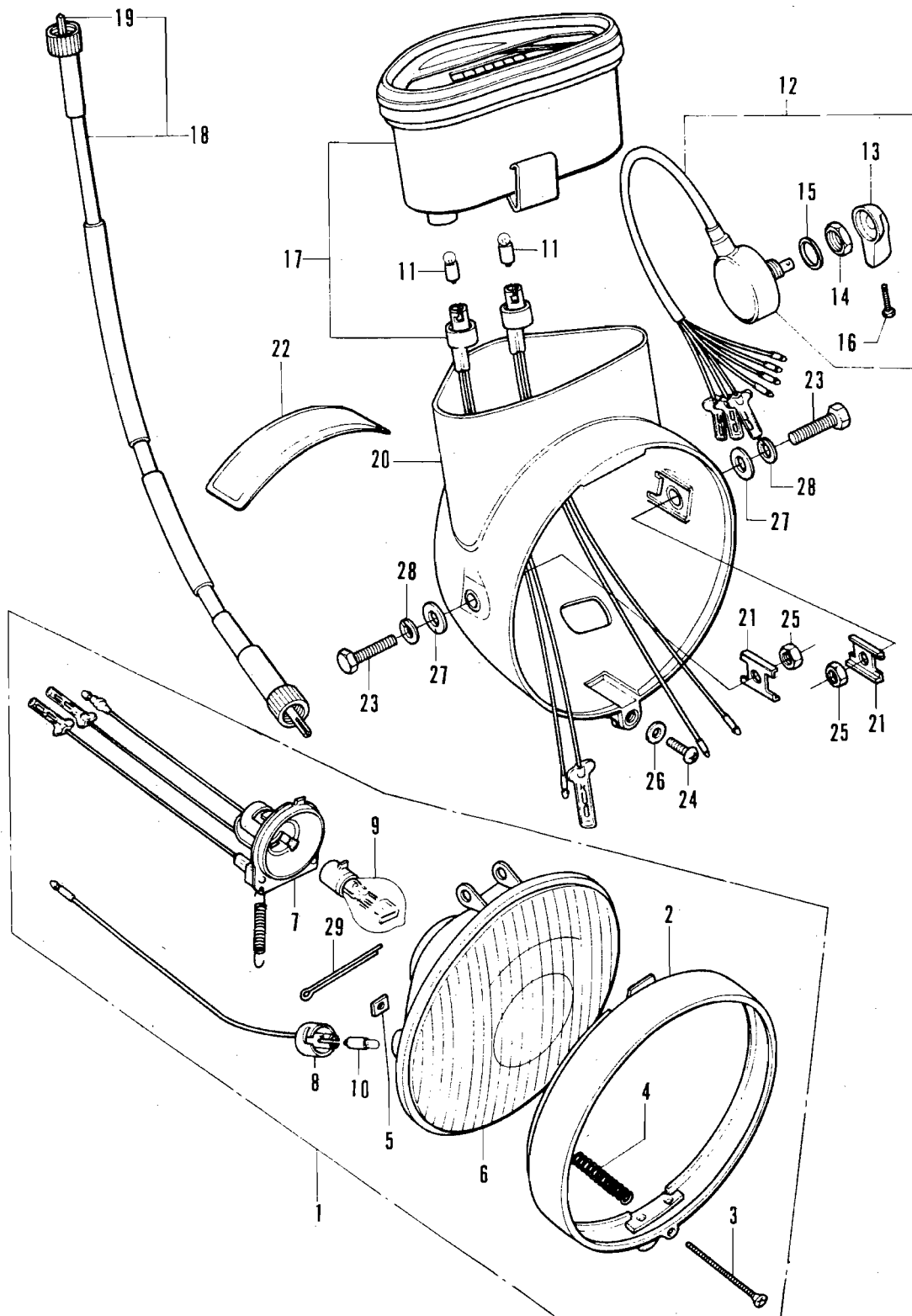


B098-43

F-14-2 Headlight • Speedometer (ED, G and N)

Ref. No.	Part No.	Description	Reqd. No.		Serial No.	Area code
			ST 50	ST 70		
1	33100-051-020	HEADLIGHT ASSY.	1	1		ED, G, N
2	33101-237-600	RIM, HEADLIGHT	1	1		ED, G, N
3	33115-051-023	SPRING, HOLDER	3	3		ED, G, N
4	33120-051-023	HEADLIGHT UNIT	1	1		ED, G, N
5	33130-051-023	SOCKET ASSY., HEADLIGHT	1	1		ED, G, N
6	34908-230-000	BULB, SPEEDOMETER (6V1.7W)	2	2		ED, G, N
7	35150-098-611	SWITCH ASSY., LIGHTING	1	1		ED, G, N
8	35151-292-751	KNOB, LIGHTING SWITCH	1	1		ED, G, N
9	35152-268-000	NUT, LIGHTING SWITCH	1	1		ED, G, N
10	35153-268-000	WASHER, LIGHTING SWITCH	1	1		ED, G, N
11	35154-268-000	SCREW, LIGHTING SWITCH SET	1	1		ED, G, N
12	37200-098-610	SPEEDOMETER ASSY. 37200-098-611	1	1		ED, G, N
	37200-098-611	SPEEDOMETER ASSY. (KPH)	1	1		ED, G, N
13	44830-098-000	CABLE ASSY., SPEEDOMETER	1	1		ED, G, N
14	44831-098-000	CABLE, SPEEDOMETER INNER	1	1		ED, G, N
15	61301-230-681CM	CASE, HEADLIGHT	1	1		ED, G, N
	61301-230-681CN	CASE, HEADLIGHT	1	1		ED, G
	61301-230-681CQ	CASE, HEADLIGHT	1			ED, G
	61301-230-681LS	CASE, HEADLIGHT	1			ED, G, N
	61301-230-681NL	CASE, HEADLIGHT	1			ED, G, N
	61301-230-681WF	CASE, HEADLIGHT (WHITE DAX) (WHITE DAX)	1 1		148111	ED N
16	61303-105-000	NUT, HEADLIGHT CASE	2	2		ED, G, N
17	87560-323-611A	MARK, DRIVE CAUTION	1		144064	G
	87560-323-611B	MARK, DRIVE CAUTION	1			G
	87560-323-670A	MARK, DRIVE CAUTION	1		144064	ED, N
	87560-323-670B	MARK, DRIVE CAUTION	1			ED, N
18	92000-C8025-08	BOLT, HEX., 8X25	2	2		ED, G, N
19	93500-C5012-0A	SCREW, PAN, 5X12	1	1		ED, G, N
20	94101-05000	WASHER, PLAIN, 5MM	1	1		ED, G, N
21	94101-08000	WASHER, PLAIN, 8MM	2	2		ED, G, N
22	94111-08000	WASHER, SPRING, 8MM	2	2		ED, G, N

F-14-3 Headlight • Speedometer (ST70-E)

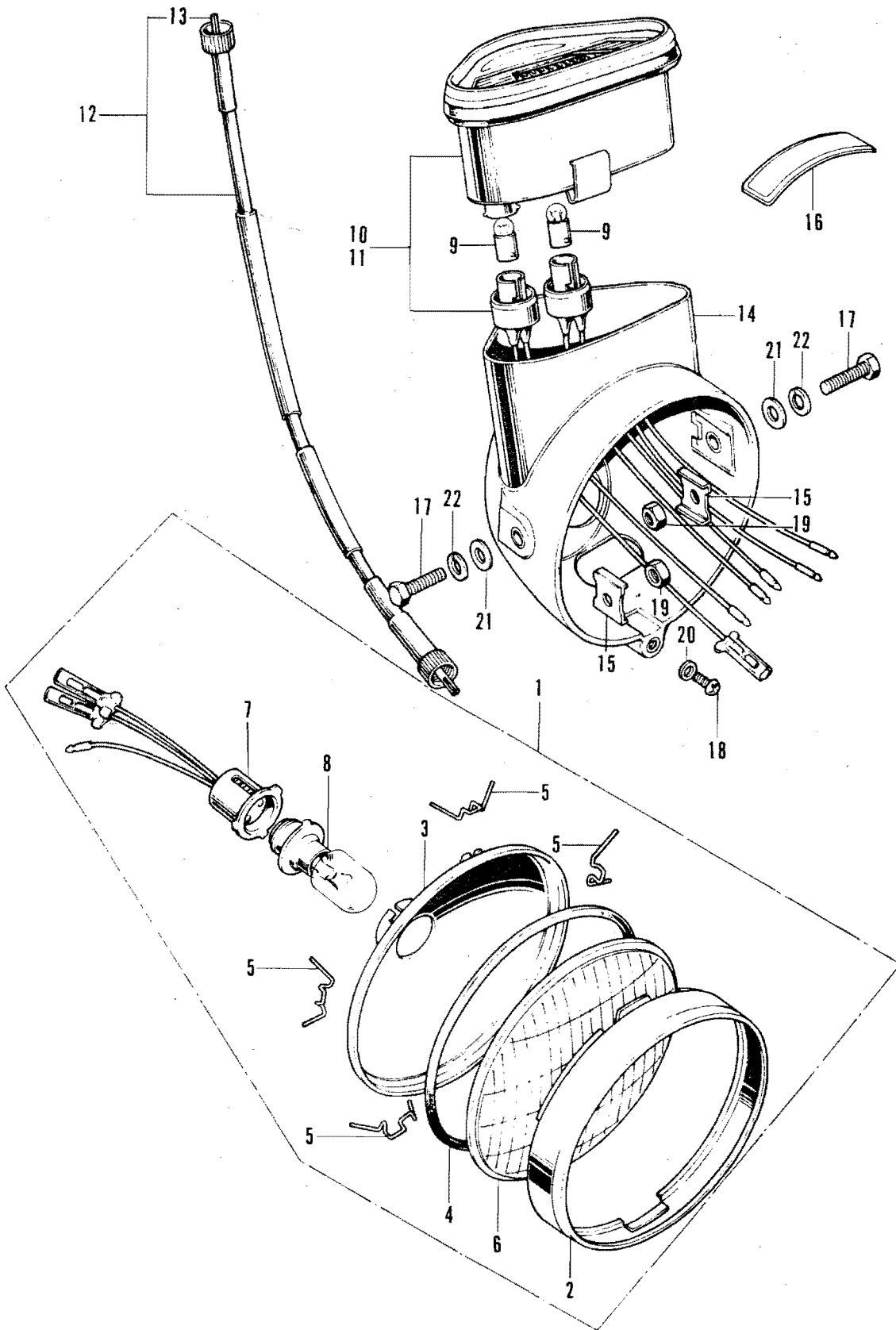


B098--48

F-14-3 Headlight • Speedometer (ST70-E)

Ref. No.	Part No.	Description	Reqd. No.			Serial No.	Area code
			ST 50	ST 70	K3		
1	33100-028-600	HEADLIGHT ASSY. (6V 25/25W)	1	1		E	
2	33101-030-600	RIM, HEADLIGHT	1	1		E	
3	33102-001-003	SCREW, HEADLIGHT BEAM ADJUSTING (STANLEY)	1	1		E	
4	33107-030-003	SPRING, HEADLIGHT BEAM ADJUSTING (STANLEY)	1	1		E	
5	33117-001-003	NUT, HEADLIGHT BEAM ADJUSTING (STANLEY)	1	1		E	
6	33120-030-600	HEADLIGHT UNIT	1	1		E	
7	33130-030-600	SOCKET, HEADLIGHT	1	1		E	
9	33170-268-000	SOCKET, MARKER LIGHT	1	1		E	
9	34901-030-600	BULB, HEADLIGHT (6V25/25W)	1		152748	E	
	34901-098-941	BULB, HEADLIGHT (LOCAL PROCUREMENT PART)	1		152749	E	
				1		E	
10	34902-202-600	BULB, DASH (6V 4W) (LOCAL PROCUREMENT PART)	1		152748	E	
	34903-383-611	BULB, POSITION (6V4W) (LOCAL PROCUREMENT PART)	1		152749	E	
				1		E	
11	34908-230-000	BULB, SPEEDOMETER (6V1.7W)	2	2		E	
12	35150-098-630	SWITCH ASSY., LIGHTING	1	1		E	
13	35151-292-751	KNOB, LIGHTING SWITCH	1	1		E	
14	35152-268-000	NUT, LIGHTING SWITCH	1	1		E	
15	35153-268-000	WASHER, LIGHTING SWITCH	1	1		E	
16	35154-268-000	SCREW, LIGHTING SWITCH SET	1	1		E	
17	37200-098-630	SPEEDOMETER ASSY. (MPH)	1		152533	E	
	37200-098-631	SPEEDOMETER ASSY. (MPH KPH NIPPONSEIKI)	1		152534	E	
				1		E	
18	44830-098-000	CABLE ASSY., SPEEDOMETER	1	1	6108322	E	
	44830-126-700	CABLE ASSY., SPEEDOMETER	1		6108323	E	
19	44831-098-000	CABLE, SPEEDOMETER INNER	1	1		E	
20	61301-056-671CM	CASE, HEADLIGHT	1		152228	E	
	61301-056-671CN	CASE, HEADLIGHT	1		142573	E	
	61301-056-671NL	CASE, HEADLIGHT	1		142574	E	
	61301-056-671WF	CASE, HEADLIGHT (WHITE DAX)	1		152228	E	
	61301-056-672ZA	CASE, HEADLIGHT *R-4C*	1	1	152229	E	
	61301-056-672ZB	CASE, HEADLIGHT *PB-5C-S*	1		152229	E	
	61301-056-672ZC	CASE, HEADLIGHT *NH-24*	1		152229	E	
	61301-056-672ZM	CASE, HEADLIGHT *J-31*		1		E	
	61301-056-672ZK	CASE, HEADLIGHT *YR-26*		1		E	
	61301-056-672ZM	CASE, HEADLIGHT *NH-45*		1		E	
	61301-056-672ZQ	CASE, HEADLIGHT *PB-3C*		1		E	
21	61303-229-000	WASHER, HEADLIGHT CASE	2	2		E	
22	87560-323-670A	MARK, DRIVE CAUTION	1	1		E	
	87560-323-670B	MARK, DRIVE CAUTION		1		E	
23	92000-08025-08	BOLT, HEX., 8X25	2	2		E	
24	93500-05012-08	SCREW, PAN, 5X12	1	1		E	
25	94001-08000-05	NUT, HEX., 4MM	2	2		E	
26	94101-05000	WASHER, PLAIN, 5MM	1	1		E	
27	94101-08000	WASHER, PLAIN, 8MM	2	2		E	
28	94111-08000	WASHER, SPRING, 8MM	2	2		E	
29	94201-30300	PIN, SPLIT, 3.0X30	1	1		E	

F-14-4 Headlight • Speedometer (D1, D2, D, SA and U)

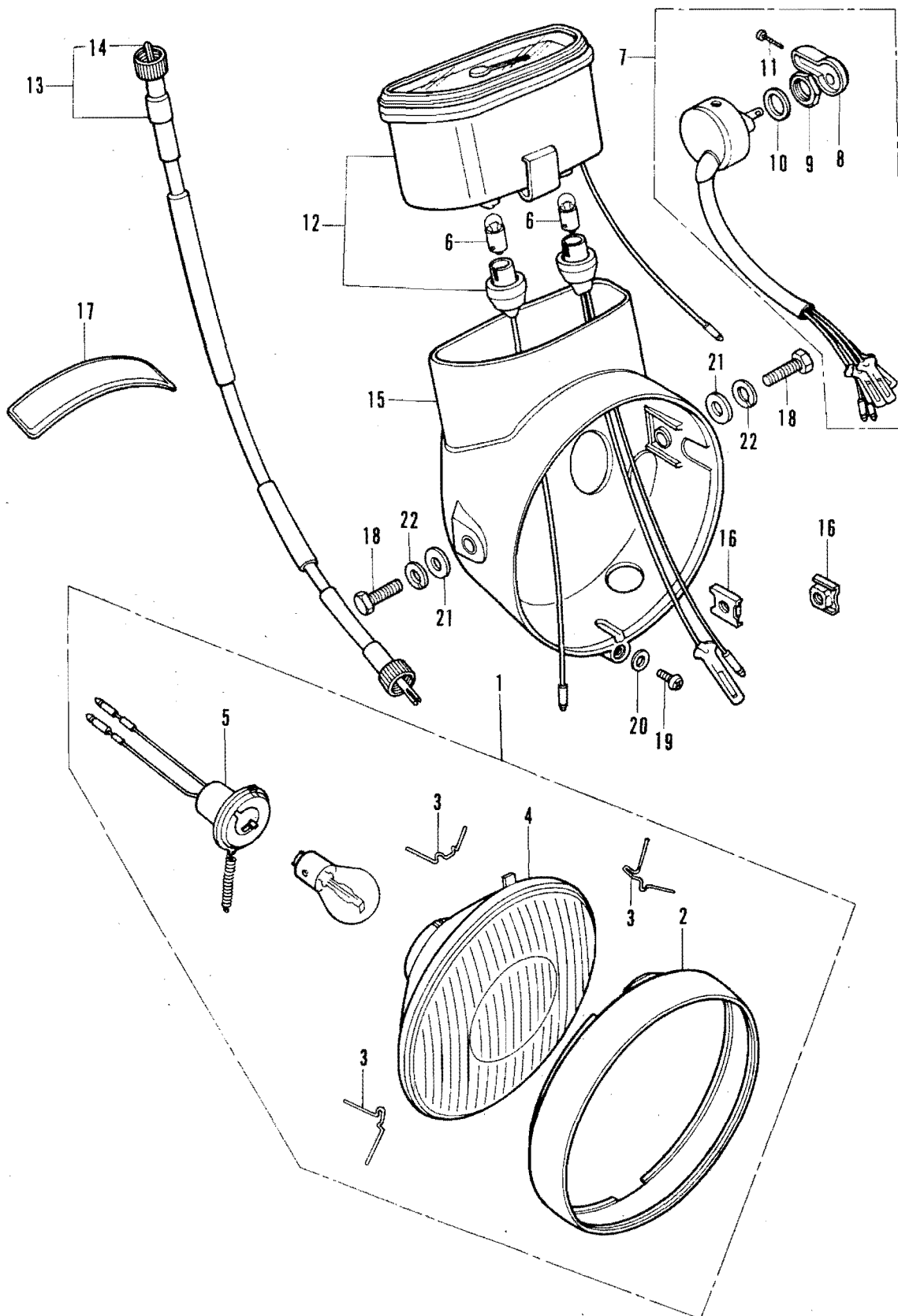


B098-31A

F-14-4 Headlight • Speedometer (D1, D2, D, SA and U)

Ref. No.	Part No.	Description	Reqd. No.		Serial No.	Area code
			ST 50 K3	ST 70 K3		
1	33100-051-690	HEADLIGHT ASSY.	1	1		D1, D2, D, SA, U
2	33101-028-013	RIM, HEADLIGHT	1	1		D1, D2, D, SA, U
3	33104-028-003	REFLECTOR, HEADLIGHT	1	1		D1, D2, D, SA, U
4	33105-028-003	PACKING, HEADLIGHT LENS	1	1		D1, D2, D, SA, U
5	33108-028-013	SPRING, UNIT HOLDER	4	4		D1, D2, D, SA, U
5	33121-028-013	LENS, HEADLIGHT	1	1		D1, D2, D, SA, U
7	33130-051-690	SOCKET ASSY., HEADLIGHT	1	1		D1, D2, D, SA, U
8	34901-001-023	BULB, HEADLIGHT (6V15/15W) (STANLEY)	1	1		D1, D2, D, SA, U
9	34908-230-000	BULB, SPEEDOMETER (6V1.7W)	2	2		D1, D2, D, SA, U
10	37200-C98-000	SPEEDOMETER ASSY.	1	1		D1, D2, D, SA
11	37200-C98-681	SPEEDOMETER ASSY.	1	1		D1, D2, D, SA, U
12	44830-098-000	CABLE ASSY., SPEEDOMETER	1	1	6108322	D1, D2, U D
	44830-126-700	CABLE ASSY., SPEEDOMETER	1	1	6108323	D SA
13	44831-098-000	CABLE, SPEEDOMETER INNER	1	1		D1, D2, D, SA, U
14	61301-056-671CM	CASE, HEADLIGHT	1	1	569810	D2 D1, U
	61301-056-671CN	CASE, HEADLIGHT	1	1	143253 569810	U D2 D1
	61301-056-671CQ	CASE, HEADLIGHT	1	1	143253 569810	U D2 D1
	61301-056-671LS	CASE, HEADLIGHT	1	1	143254	U D2 D1
	61301-056-671NL	CASE, HEADLIGHT	1	1	143254	U D2 D1
	61301-056-671WF	CASE, HEADLIGHT (WHITE DAX)	1	1	542081	569810 D2
	61301-056-672ZA	CASE, HEADLIGHT *R-4C*	1	1	569811	D2 D, SA
	61301-056-672ZB	CASE, HEADLIGHT *PB-5C-S*	1	1	569811	D2
	61301-056-672ZC	CASE, HEADLIGHT *NH-24*	1	1	569811	D2
	61301-056-672ZD	CASE, HEADLIGHT *Y-1C-S*	1	1	569811	D2
	61301-056-672ZH	CASE, HEADLIGHT *J-31*		1		D, SA
	61301-056-672ZK	CASE, HEADLIGHT *YR-26*		1		D, SA
	61301-056-672ZM	CASE, HEADLIGHT *NH-45*		1		D, SA
	61301-056-672ZQ	CASE, HEADLIGHT *PB-3C*	1	1	569811	D2 D, SA
	61301-056-672ZR	CASE, HEADLIGHT *Y-2C*	1	1	569811	D2 D, SA
15	61303-229-000	WASHER, HEADLIGHT CASE	2	2		D1, D2, D, SA, U
16	87560-323-67JA	MARK, DRIVE CAUTION	1	1	136544 543356	D1, U D2 D, SA
	87560-323-67JB	MARK, DRIVE CAUTION	1	1	136544 543356	D1, U D2 D, SA
17	92000-08025-08	RCLT, HEX., 8X25	2	2		D1, D2, D, SA, U
18	93500-05012-0A	SCREW, PAN, 5X12	1	1		D1, D2, D, SA, U
19	94001-08070-0S	NUT, HEX., 8MM	2	2		D1, D2, D, SA, U
20	94101-05070	WASHER, PLAIN, 5MM	1	1		D1, D2, D, SA, U
21	94101-05070	WASHER, PLAIN, 5MM	2	2		D1, D2, D, SA, U
22	94111-05070	WASHER, SP-RING, 5MM	2	2		D1, D2, D, SA, U

F-14-5 Headlight • Speedometer (ST50-G2 and ST50K3-G)

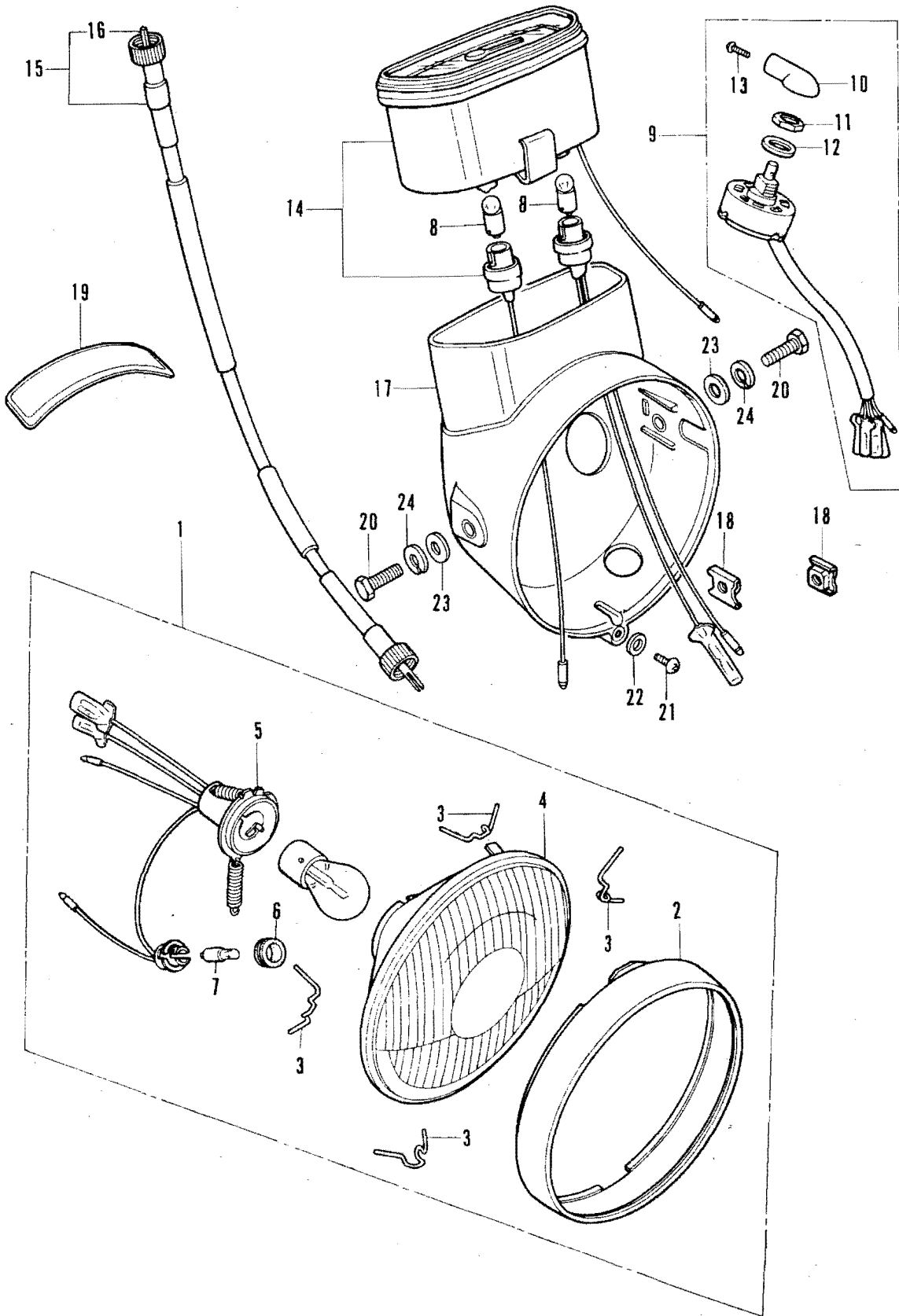


B098-109

F-14-5 Headlight • Speedometer (ST50-G2 and ST50K3-G)

Ref. No.	Part No.	Description	Reqd. No.				Serial No.	Area code
			ST 50	K3 70	ST 70	K3		
1	33100-098-642	HEADLIGHT ASSY.	1				108628 32	
	33100-130-611	HEADLIGHT ASSY. (6V 15W)	1	1		108629	32	
2	33101-098-641	RIM, HEADLIGHT	1				108628 32	
	33101-130-611	RIM, HEADLIGHT	1	1		108629	32	
3	33115-050-910	SPRING, HEADLIGHT UNIT SETTING	3	3			32	
4	33120-098-642	HEADLIGHT UNIT	1				108628 32	
	33120-130-611	HEADLIGHT UNIT	1	1		108629	32	
5	33130-098-642	SOCKET, HEADLIGHT	1				108628 32	
	33130-130-611	SOCKET COMP., HEADLIGHT	1	1		108629	32	
6	34908-230-000	BULB, SPEEDOMETER (6V1.7W)	2	2			32	
7	35150-098-611	SWITCH ASSY., LIGHTING	1	1			32	
8	35151-292-751	KNOB, LIGHTING SWITCH	1	1			32	
9	35152-268-000	NUT, LIGHTING SWITCH	1	1			32	
10	35153-268-000	WASHER, LIGHTING SWITCH	1	1			32	
11	35154-268-000	SCREW, LIGHTING SWITCH SET	1	1			32	
12	37200-098-641	SPEEDOMETER ASSY.	1	1			32	
13	44830-098-000	CABLE ASSY., SPEEDOMETER	1	1			6125332 32	
	44830-126-700	CABLE ASSY., SPEEDOMETER	1			6125333	32	
14	44831-098-000	CABLE, SPEEDOMETER INNER	1	1			32	
15	61301-230-681CM	CASE, HEADLIGHT	1	1			32	
	61301-230-681CN	CASE, HEADLIGHT	1	1			32	
	61301-230-681CQ	CASE, HEADLIGHT	1				32	
	61301-230-681LS	CASE, HEADLIGHT	1				32	
	61301-230-681NL	CASE, HEADLIGHT	1				32	
	61301-230-681ZA	CASE, HEADLIGHT *Z-31*		1			32	
	61301-230-681ZB	CASE, HEADLIGHT *YR-26*		1			32	
	61301-230-681ZD	CASE, HEADLIGHT *NH-45*		1			32	
16	61303-105-000	NUT, HEADLIGHT CASE	2	2			32	
17	87560-323-611A	MARK, DRIVE CAUTION	1	1			32	
	37560-323-611B	MARK, DRIVE CAUTION	1	1			32	
18	92000-C8025-08	BOLT, HEX., 8X25	2	2			32	
19	93500-05012-0A	SCREW, PAN, 5X12	1	1			32	
20	94101-05000	WASHER, PLAIN, 5MM	1	1			32	
21	94101-08000	WASHER, PLAIN, 8MM	2	2			32	
22	94111-08000	WASHER, SPRING, 8MM	2	2			32	

F-14-6 Headlight • Speedometer (ST70-G2 and ST70K3-G)

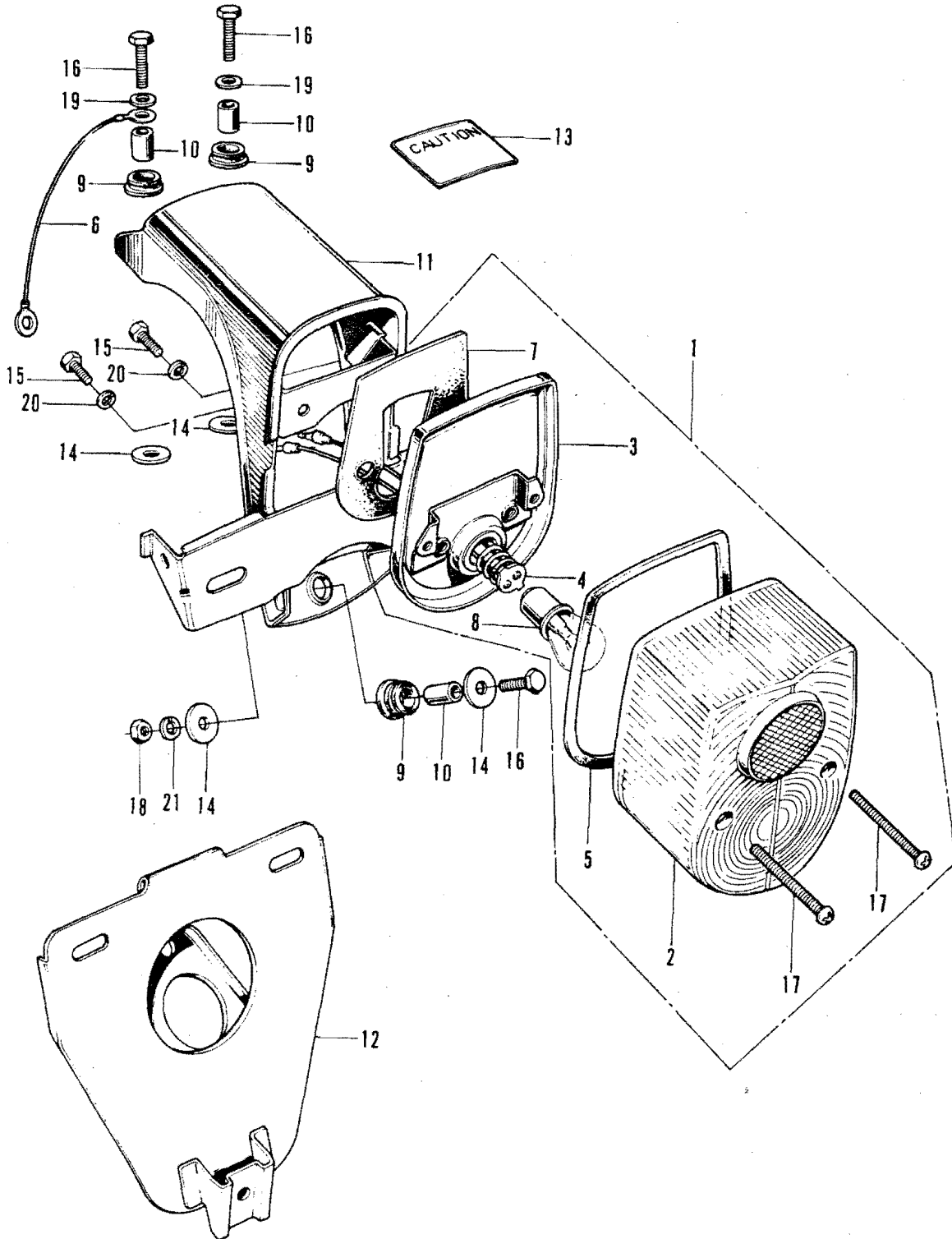


B098-110

F-14-6 Headlight • Speedometer (ST70-G2 and ST70K3-G)

Ref. No.	Part No.	Description	Reqd. No.		Serial No.	Area code
			ST 50 K3	ST 70 K3		
1	33100-098-941	HEADLIGHT ASSY.		1	152298	32
	33100-098-942	HEADLIGHT ASSY.		1	152299	32
2	33101-237-600	RIM, HEADLIGHT		1		32
3	33108-268-000	SPRING, HEADLIGHT UNIT SETTING		4		32
4	33120-098-941	HEADLIGHT UNIT		1		32
5	33130-098-941	SOCKET, HEADLIGHT		1		32
6	33905-303-003	RUBBER, JOINT		1		32
7	34902-202-600	BULB, DASH (6V 4W) (LOCAL PROCUREMENT PART)		1		32
8	34908-230-000	BULB, SPEEDOMETER (6V1.7W)		2		32
9	35150-098-620	SWITCH ASSY., LIGHTING		1		32
10	35151-292-751	KNOB, LIGHTING SWITCH		1		32
11	35152-268-000	NUT, LIGHTING SWITCH		1		32
12	35153-268-000	WASHER, LIGHTING SWITCH		1		32
13	35154-268-000	SCREW, LIGHTING SWITCH SET		1		32
14	37200-098-611	SPEEDOMETER ASSY. (KPH)		1		32
15	44830-098-000	CABLE ASSY., SPEEDOMETER		1	6108322	32
	44830-126-700	CABLE ASSY., SPEEDOMETER		1	6108323	32
16	44831-098-000	CABLE, SPEEDOMETER INNER		1		32
17	61301-230-621CM	CASE, HEADLIGHT		1	141824	32
	61301-230-621CN	CASE, HEADLIGHT		1		32
	61301-230-621LS	CASE, HEADLIGHT		1	141824	32
	61301-230-621NL	CASE, HEADLIGHT		1	141824	32
	61301-230-621WF	CASE, HEADLIGHT (WHITE DASH)		1		32
	61301-230-621ZA	CASE, HEADLIGHT *S-31*		1		32
	61301-230-621ZB	CASE, HEADLIGHT *YR-26*		1		32
	61301-230-621ZD	CASE, HEADLIGHT *NH-45*		1		32
18	61303-105-000	NUT, HEADLIGHT CASE		2		32
19	87560-323-611A	MARK, DRIVE CAUTION		1		32
	87560-323-611B	MARK, DRIVE CAUTION		1		32
20	92000-C8025-0B	BOLT, HEX., 8X25		2		32
21	93500-05012-0A	SCREW, PAN, 5X12		1		32
22	94101-05000	WASHER, PLAIN, 5MM		1		32
23	94101-C8000	WASHER, PLAIN, 8MM		2		32
24	94111-08000	WASHER, SPRING, 8MM		2		32

F-15 Taillight (B, D1, D2, D, DE, F, SA and U)

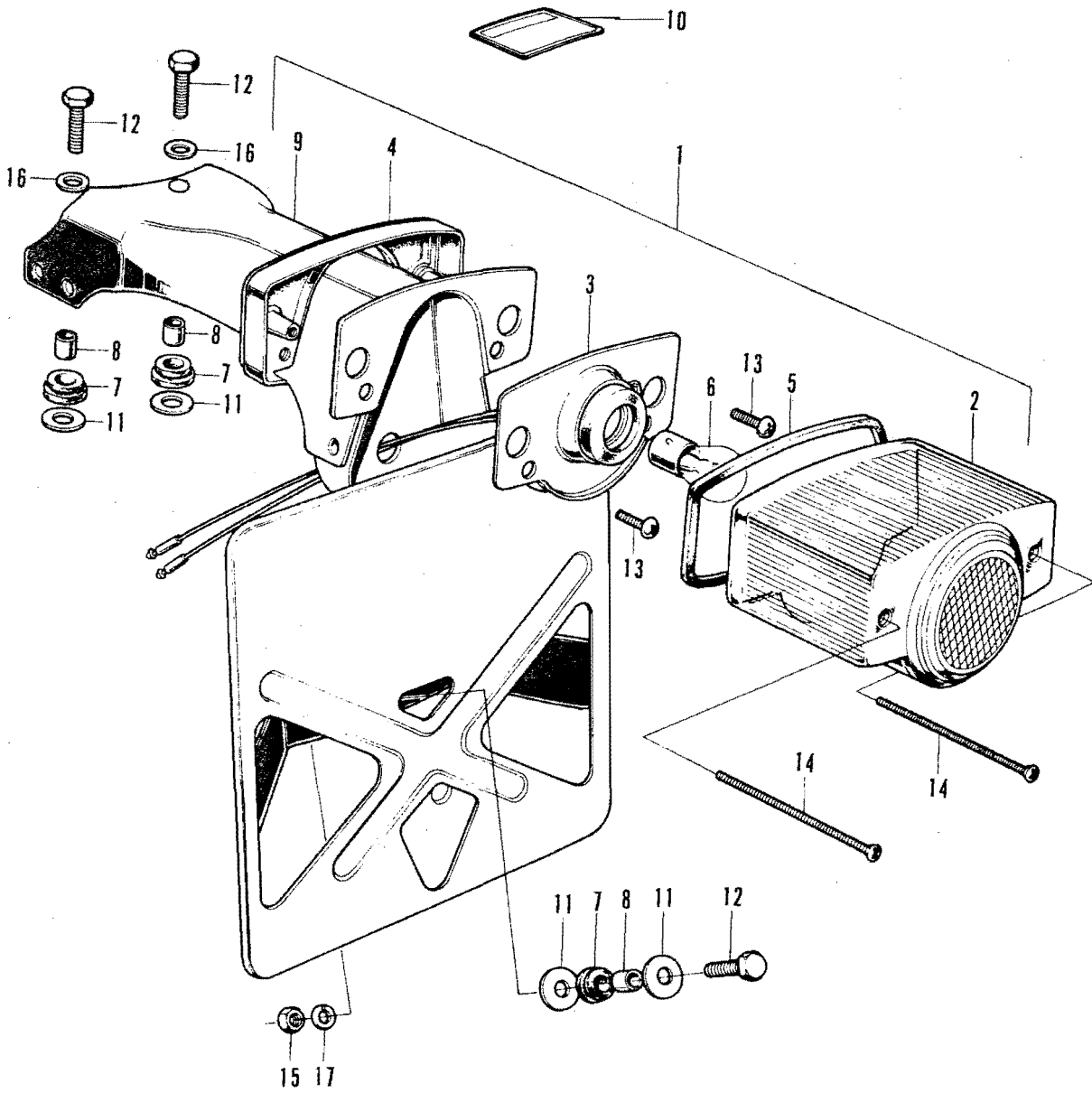


B098-34A

F-15 Taillight (B, D1, D2, D, DE, F, SA and U)

Ref. No.	Part No.	Description	Reqd. No.				Serial No.	Area code
			ST 50	ST 70	K3	K3		
1	33701-045-690	TAILLIGHT UNIT	1	1	1	1	B,D1,D2,D,DE,F,SA,U	
2	33702-045-690	LENS, TAILLIGHT	1	1	1	1	B,D1,D2,D,DE,F,SA,U	
3	33703-098-003	BASE, TAILLIGHT (STANLEY)	1	1	1	1	B,D1,D2,D,DE,F,SA,U	
4	33708-098-000	CORD COMP., TAILLIGHT	1	1	1	1	B,D1,D2,D,DE,F,SA,U	
5	33709-074-671	PACKING, TAILLIGHT LENS	1	1	1	1	B,D1,D2,D,DE,F,SA,U	
6	33712-098-670	CORD, TAILLIGHT EARTH	1	1	1	1	B,D1,D2,D,DE,F,SA,U	
7	33719-074-670	PACKING, TAILLIGHT BASE	1	1	1	1	B,D1,D2,D,DE,F,SA,U	
8	34906-030-010	BULB, STOP & TAILLIGHT (6V10/3W)	1	1	1	1	B,D1,D2,D,DE,F,SA,U	
9	80105-061-000	CUSHION A, RR. FENDER	3	3	3	3	B,D1,D2,D,DE,F,SA,U	
10	80108-061-010	COLLAR A, RR. FENDER	3	3	3	3	B,D1,D2,D,DE,F,SA,U	
11	84701-098-000XW	BRACKET, NUMBER PLATE	1	1	1	1	B,D1,D2,D,DE,F,SA,U	
12	84702-098-620B	PLATE COMP., LICENSE	1	1	1	1	B,DE,F	
13	87508-098-680	MARK, BATTERY CAUTION	1	1	1	1	B,D1,D2,D,DE,SA,U	
					1		F	
	87506-098-620	MARK, BATTERY CAUTION (FRENCH)			1		6113527 F	
14	90514-700-000	WASHER, TANK COLLAR LOCKING	4	4	4	4	B,D1,D2,D,DE,F,SA,U	
15	92000-05012-0A	BOLT, HEX., 5X12	2	2	2	2	B,D1,D2,D,DE,F,SA,U	
16	92000-06016	BOLT, HEX., 6X16	3	3	3	3	B,D1,D2,D,DE,F,SA,U	
17	93500-04050-0A	SCREW, PAN, 4X50	2	2	2	2	B,D1,D2,D,DE,F,SA,U	
18	94001-06000	NUT, HEX., 6MM	1	1	1	1	B,D1,D2,D,DE,F,SA,U	
19	94101-06000	WASHER, PLAIN, 6MM	2	2	2	2	B,D1,D2,D,DE,F,SA,U	
20	94111-05000	WASHER, SPRING, 5MM	2	2	2	2	B,D1,D2,D,DE,F,SA,U	
21	94111-06000	WASHER, SPRING, 6MM	1	1	1	1	B,D1,D2,D,DE,F,SA,U	

F-15-1 Taillight (ST50-E)

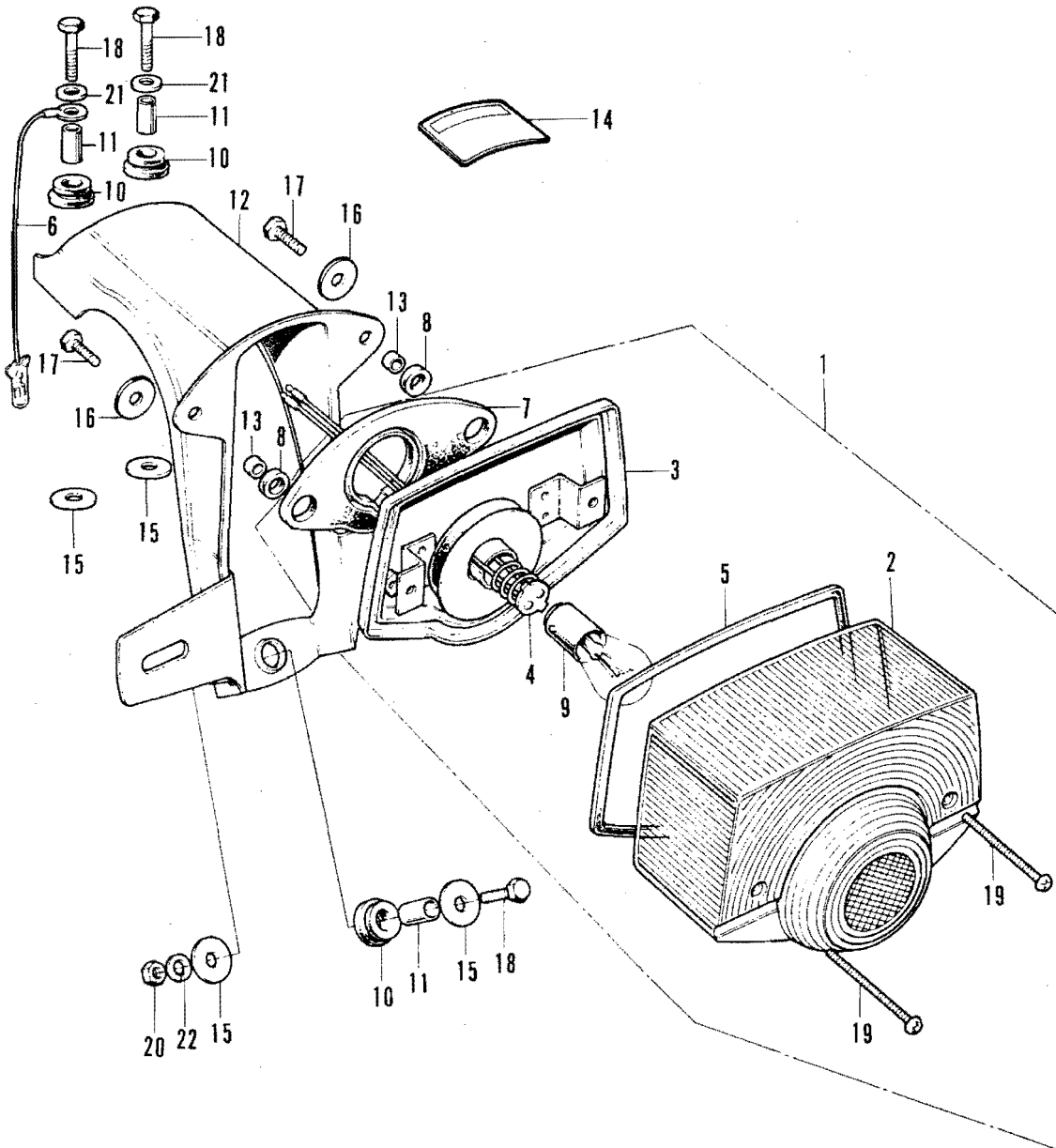


B098-35

F-15-1 Taillight (ST50-E)

Ref. No.	Part No.	Description	Reqd. No.				Serial No.	Area code
			ST 50	K3	ST 70	K3		
1	33700-098-601	TAILLIGHT ASSY.			1		E	
2	33701-268-600	LENS, TAILLIGHT			1		E	
3	33703-045-000	SOCKET, TAILLIGHT			1		E	
4	33705-045-000	PLATE, TAILLIGHT LENS HOLDER			1		E	
5	33709-268-810	PACKING, TAILLIGHT LENS			1		E	
6	34906-202-830	BULB, TAILLIGHT (6V18/5W) (STANLEY)			1		E	
7	80105-061-000	CUSHION A, RR. FENDER			3		E	
8	80108-061-010	COLLAR A, RR. FENDER			3		E	
9	84701-098-600B	BRACKET, NUMBER PLATE			1		E	
10	87508-098-680	MARK, BATTERY CAUTION			1	144064	E	
11	90514-700-000	WASHER, TANK COLLAR LOCKING			4		E	
12	92000-06016	BOLT, HEX., 6X16			3		E	
13	93500-04010-0A	SCREW, PAN, 4X10			2		E	
14	93700-03060-0A	SCREW, DVAL, 3X60			2		E	
15	94001-06000	NUT, HEX., 6MM			1		E	
16	94101-06000	WASHER, PLAIN, 6MM			2		E	
17	94111-06000	WASHER, SPRING, 6MM			1		E	

F-15-2 Taillight (ED and N)

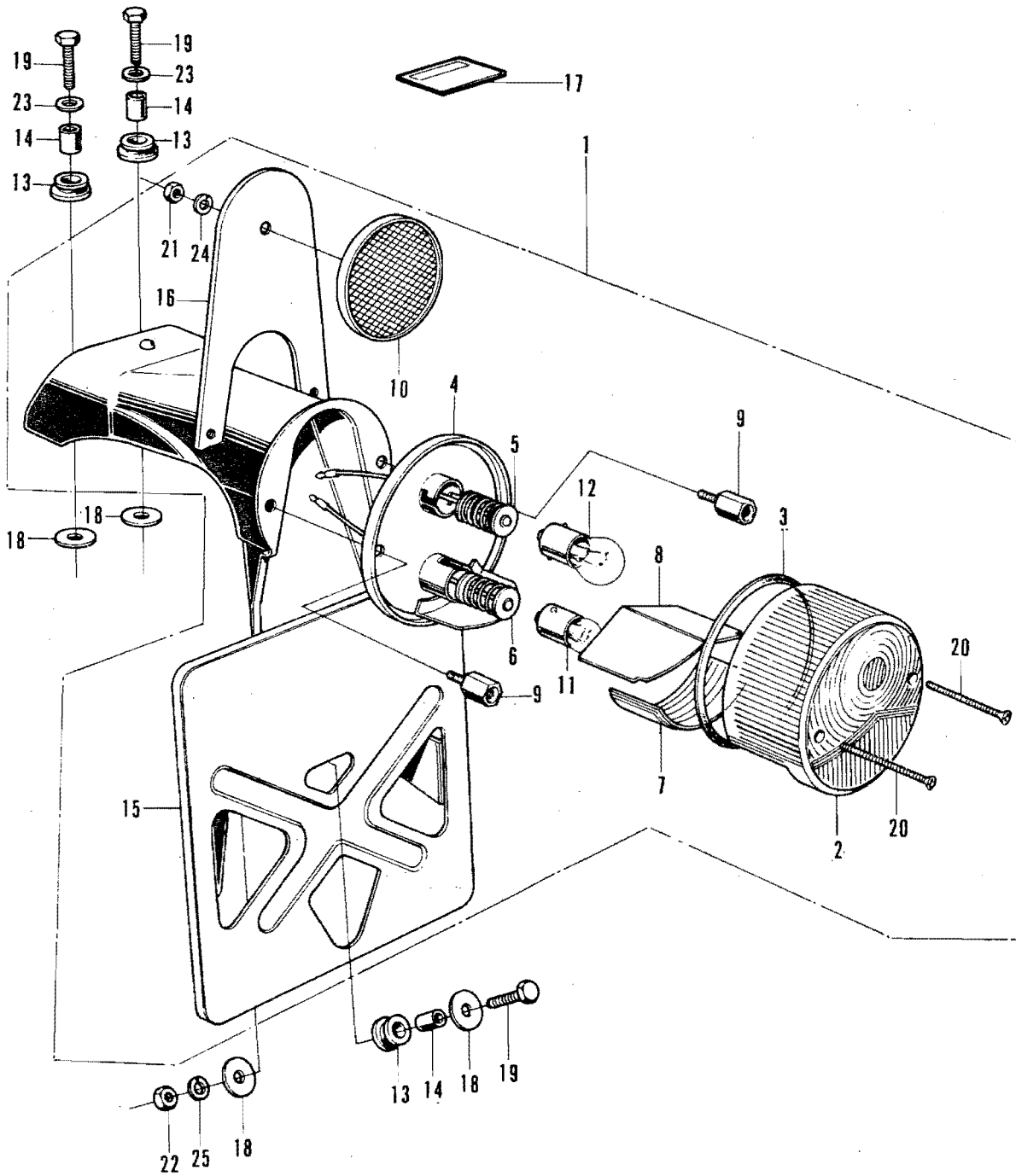


B098-47

F-15-2 Taillight (ED and N)

Ref. No.	Part No.	Description	Reqd. No.		Serial No.	Area code
			ST 50 K3	ST 70 K3		
1	33701-098-931	TAILLIGHT UNIT	1			ED,N
2	33702-323-631	LENS, TAILLIGHT	1			ED,N
3	33703-303-603	BASE, TAILLIGHT	1			ED,N
4	33708-077-671	CORD COMP., TAILLIGHT	1			ED,N
5	33709-077-671	PACKING, TAILLIGHT LENS	1			ED,N
6	33712-098-931	CORD, STOP & TAILLIGHT EARTH	1			ED,N
7	33718-077-671	PACKING A, TAILLIGHT BASE	1			ED,N
8	33719-098-930	PACKING B, TAILLIGHT BASE	2			ED,N
9	34906-098-931	BULB, STOP & TAILLIGHT (6V21/5W)	1			ED,N
10	80105-061-000	CUSHION A, RR. FENDER	3			ED,N
11	80108-061-010	COLLAR A, RR. FENDER	3			ED,N
12	84701-098-9308	BRACKET, NUMBER PLATE	1			ED,N
13	84706-098-930	COLLAR, NUMBER PLATE BRACKET	2			ED,N
14	87508-098-680	MARK, BATTERY CAUTION	1		144064	ED,N
15	90514-700-000	WASHER, TANK COLLAR LOCKING	4			ED,N
16	90581-310-000	WASHER, PLAIN, 20MM	2			ED,N
17	92000-05020-0A	BOLT, HEX., 5X20	2			ED,N
18	92000-06016	BOLT, HEX., 6X16	3			ED,N
19	93500-04050-0A	SCREW, PAN, 4X50	2			ED,N
20	94001-06000	NUT, HEX., 6MM	1			ED,N
21	94101-06000	WASHER, PLAIN, 6MM	2			ED,N
22	94111-06000	WASHER, SPRING, 6MM	1			ED,N

F-15-3 Taillight (G2 and G)

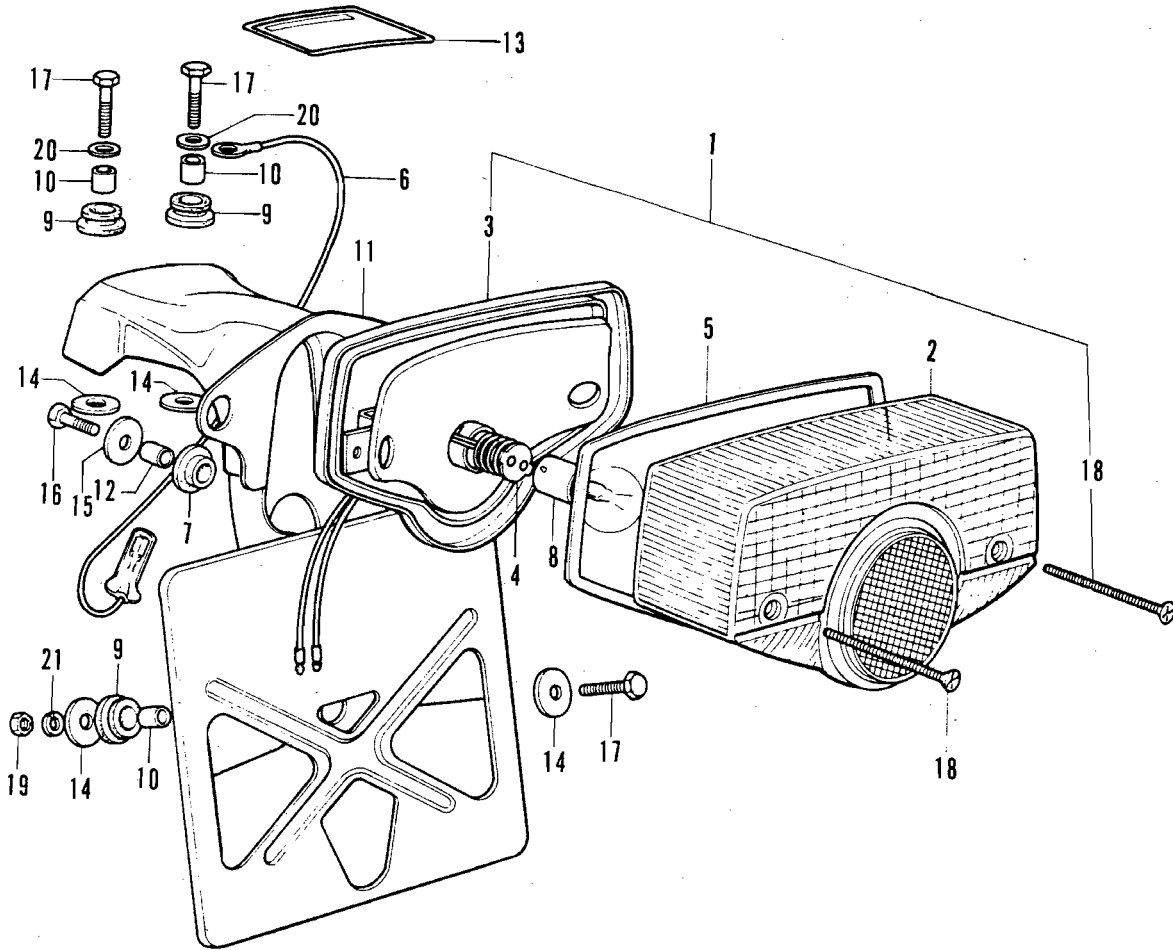


B008-45

F-15-3 Taillight (G2 and G)

Ref. No.	Part No.	Description	Reqd. No.				Serial No.	Area code
			ST 50	K3 70	ST 70	K3		
1	33700-098-610	TAILLIGHT ASSY.	1		1		109718 32	
					1		150439 32	
	33700-098-611	TAILLIGHT ASSY.	1		1	109719	32	
				1	1	150440	32	
2	33701-051-000	LENS, TAIL & STOP LIGHT	1	1	1		32, 3	
3	33709-051-000	PACKING, TAILLIGHT LENS	1	1	1		32, 3	
4	33710-051-000	SOCKET COMP., TAILLIGHT	1	1	1		32, 3	
5	33713-098-610	CORD, STOP LIGHT	1	1	1		32, 3	
6	33714-098-610	CORD, TAILLIGHT	1	1	1		32, 3	
7	33715-051-000	LENS, LICENSE	1	1	1		32, 3	
8	33716-051-000	PLATE, INTERCEPTION	1	1	1		32, 3	
9	33717-051-010	BOLT, TAILLIGHT SETTING	2	2	2		32, 3	
10	33741-035-610	REFLECTOR, REFLEX	1				109718 32	
			1		1		150439 32	
	33741-333-610	REFLECTOR, REFLEX	1			109719	32	
				1		150440	117031 32	
	33741-333-611	REFLECTOR, REFLEX			1	117032	32	
					1		32	
11	34905-383-611	BULB, TAILLIGHT (6V5W) (LOCAL PROCUREMENT PART)	1	1	1		32, 3	
12	34905-386-611	BULB, WINKER (6V18W) (LOCAL PROCUREMENT PART)	1	1	1		32, 3	
13	80105-061-000	CUSHION A, RR. FENDER	3	3	3		32, 3	
14	80108-061-010	COLLAR A, RR. FENDER	3	3	3		32, 3	
15	84701-098-610B	BRACKET, NUMBER PLATE	1	1	1		32, 3	
16	84705-107-610	BRACKET, REFLEX REFLECTOR	1				109718 32	
			1		1		150439 32	
	84705-107-611	BRACKET, REFLEX REFLECTOR	1			109719	32	
				1	1	150440	32	
17	87508-098-680	MARK, BATTERY CAUTION	1			144064	32	
			1		1		32	
18	90514-700-000	WASHER, TANK COLLAR LOCKING	4	4	4		32, 3	
19	92000-06016	BOLT, HEX., 6X16	3	3	3		32, 3	
20	93500-03045-08	SCREW, PAN, 3X45	2	2	2		32, 3	
21	94001-05000-05	NUT, HEX., 5MM	1				109718 32	
			1		1		150439 32	
	94001-06000	NUT, HEX., 6MM	1			109719	32	
				1	1	150440	32	
22	94001-06000	NUT, HEX., 6MM	1	1	1		32, 3	
23	94101-06000	WASHER, PLAIN, 6MM	2	2	2		32, 3	
24	94111-05000	WASHER, SPRING, 5MM	1				109718 32	
			1		1		150439 32	
	94111-06000	WASHER, SPRING, 6MM	1			109719	32	
				1	1	150440	32	
25	94111-06000	WASHER, SPRING, 6MM	1	1	1		32, 3	

F-15-4 Taillight (ST70-E)

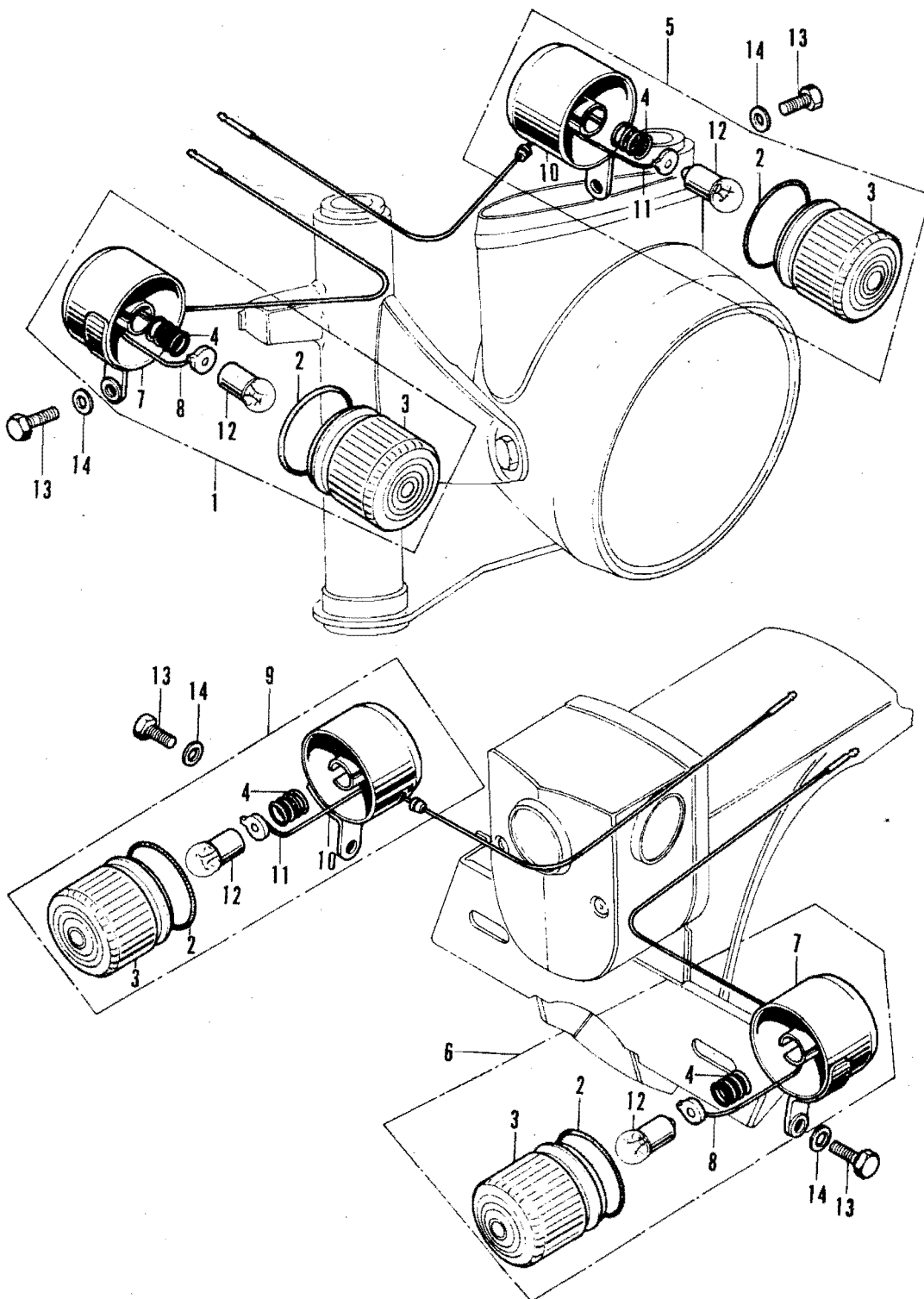


5098-40

F-15-4 Taillight (ST70-E)

Ref. No.	Part No.	Description	Reqd. No.		Serial No.	Area code
			ST 50 K3	ST 70 K3		
1	33701-098-631	TAILLIGHT UNIT (6V21/5W) (STANLEY)		1		E
	33701-098-632	TAILLIGHT UNIT (6V21/5W) (STANLEY)		1		E
2	33702-323-603	LENS, TAILLIGHT		1		E
	33702-323-604	LENS, TAILLIGHT		1		E
3	33703-077-671	BASE, TAILLIGHT		1 1		E
4	33708-077-671	CORD COMP., TAILLIGHT		1 1		E
5	33709-077-671	PACKING, TAILLIGHT LENS		1 1		E
6	33712-098-931	CORD, STOP & TAILLIGHT EARTH		1 1		E
7	33719-077-671	PACKING B, TAILLIGHT BASE		2 2		E
8	34906-098-931	BULB, STOP & TAILLIGHT (6V21/5W)		1 1		E
9	80105-061-000	CUSHION A, RR. FENDER		3 3		E
10	80108-061-010	COLLAR A, RR. FENDER		3 3		E
11	84701-098-6308	BRACKET, NUMBER PLATE		1 1		E
12	84706-286-000	COLLAR, NUMBER BRACKET SETTING		2 2		E
13	87508-098-680	MARK, BATTERY CAUTION		1 1		E
14	90514-700-000	WASHER, TANK COLLAR LOCKING		4 4		E
15	90581-831-650	WASHER, 18MM		2 2		E
16	92000-05020-08	BOLT, HEX., 5X20		2 2		E
17	92000-06016	BOLT, HEX., 6X16		3 3		E
18	93500-04050-4J	SCREW, PAN, 4X50		2 2		E
19	94001-06000	NUT, HEX., 6MM		1 1		E
20	94101-06000	WASHER, PLAIN, 6MM		2 2		E
21	94111-06000	WASHER, SPRING, 6MM		1 1		E

F-16 Winker (B, D1, D2, D, DE, F, SA and U)

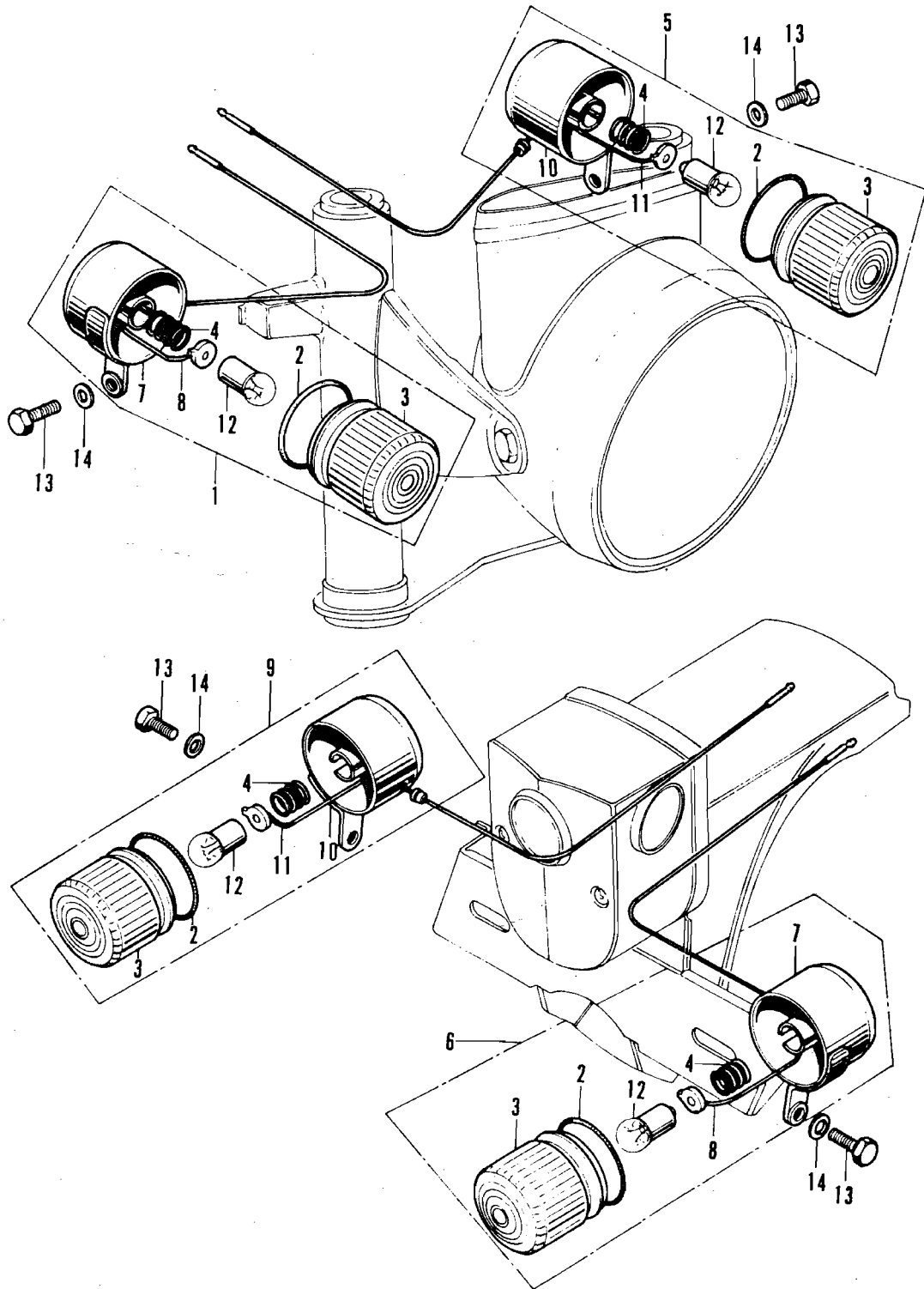


B098-85

F-16 Winker (B, D1, D2, D, DE, F, SA and U)

Ref. No.	Part No.	Description	Reqd. No.			Serial No.	Area code	
			ST	ST	ST			
			50	K3	70	K3		
1	33400-045-690	WINKER ASSY., R. FR.	1	1		511512 128436 518140	B D1,U D2,F	
	33400-098-000	WINKER ASSY., R. FR.	1	1		511513	B DE	
			1	1		6150062	B,DE	
			1	1		128437 518141	D1,U D2,F	
	33400-098-158	WINKER ASSY., R. FR.	1	1		6112362	D,F,SA	
2	33406-081-156	PACKING, WINKER LENS	4	4	4	6150063 6112363	B,DE D,F,SA	
	33415-044-821	LENS, WINKER (DAIICHI)	4	4		6150062 6112362	B,D1,D2,DE,F,U B,DE D,F,SA	
	33402-044-821	LENS, WINKER (DAIICHI)	4	4		6150063 6112363	B,DE D,F,SA	
4	33417-044-821	SPRING, WINKER CONTACT	4	4		511512 128436 518140	B D1,U D2,F	
	33417-098-000	SPRING, WINKER CONTACT	4	4		511513	B DE	
			4	4		128437 518141	B,D,F,SA D1,U D2,F	
5	33450-045-690	WINKER ASSY., L. FR.	1	1		511512 128436 518140	B D1,U D2,F	
	33450-098-000	WINKER ASSY., L. FR.	1	1		511513	B DE	
			1	1		6150062	B,DE	
			1	1		128437 518141	D1,U D2,F	
	33450-098-158	WINKER ASSY., L. FR.	1	1		6112362	D,F,SA	
			1	1		6150063 6112363	B,DE D,F,SA	
6	33600-098-000	WINKER ASSY., R. RR.	1	1		511512 128436 518140	B D1,U D2,F	
	33600-098-010	WINKER ASSY., R. RR.	1	1		511513	B DE	
			1	1		6150062	B,DE	
			1	1		128437 518141	D1,U D2,F	
	33600-098-168	WINKER ASSY., R. RR.	1	1		6112362	D,F,SA	
			1	1		6150063 6112363	B,DE D,F,SA	
7	33611-098-000	BASE COMP., R. RR. WINKER 33611-045-000	2	2		511512 128436 518140	B D1,U D2,F	
	33611-098-010	BASE COMP., R. RR. WINKER	2	2		511513	B DE	
			2	2		6150062	B,DE	
			2	2		128437 518141	D1,U D2,F	
	33401-098-168	BASE, R. FR. WINKER	2	2		6112362	D,F,SA	
			2	2		6150063 6112363	B,DE D,F,SA	

F-16 Winker (B, D1, D2, D, DE, F, SA and U)

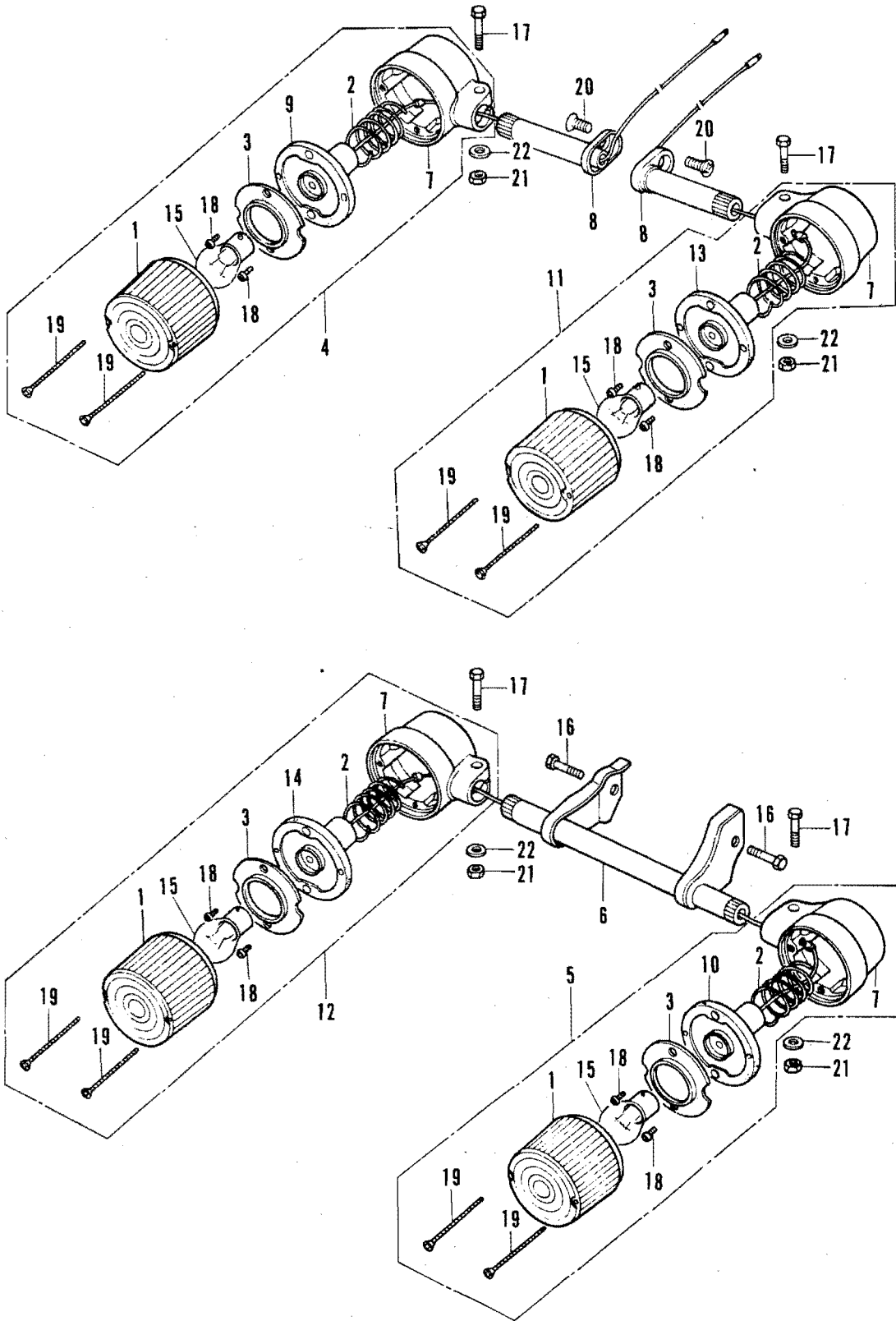


B098-85

F-16 Winker (B, D1, D2, D, DE, F, SA and U)

Ref. No.	Part No.	Description	Reqd. No.				Serial No.	Area code
			ST 50	ST K3	ST 70	ST K3		
9	33620-098-000	CCRD, R. RR. WINKER	2		2		511512 B 128437 D1,U 518140 D2,F	
	33620-098-010	CCRD, R. RR. WINKER	2		2	511513	B DE	
			2	2	2	128437 518141	6150062 B,DE D1,U D2,F	
	33410-098-010	CORD COMP., R. WINKER	2		2	6150063 6112363	6112362 D,F,SA B,DE D,F,SA	
9	33650-098-000	WINKER ASSY., L. RR.	1		1		511512 B 128437 D1,U 518140 D2,F	
	33650-098-010	WINKER ASSY., L. RR.	1		1	511513	B DE	
			1	1	1	128437 518141	6150062 B,DE D1,U D2,F	
	33650-098-168	WINKER ASSY., L. RR.	1		1	6150063 6112363	6112362 D,F,SA B,DE D,F,SA	
10	33661-098-000	BASE COMP., L. RR. WINKER 33661-045-000	2		2		511512 B 128437 D1,U 518140 D2,F	
	33661-098-010	BASE COMP., L. RR. WINKER	2		2	511513	B DE	
			2	2	2	128437 518141	6150062 B,DE D1,U D2,F	
	33451-098-168	BASE, L. FR. WINKER	2		2	6150063 6112363	6112362 D,F,SA B,DE D,F,SA	
11	33670-098-000	CORD COMP., L. RR. WINKER	2		2		511512 B 128437 D1,U 518140 D2,F	
	33670-098-010	CORD COMP., L. RR. CUSHION	2		2	511513	B DE	
			2	2	2	128437 518141	6150062 B,DE D1,U D2,F	
	33460-098-C10	CORD COMP., L. WINKER	2		2	6150063 6112363	6112362 D,F,SA B,DE D,F,SA	
12	34905-001-000	BULB, WINKER (6V8W)	4		4		511512 B 128437 D1,U 518140 D2,F	
	34905-098-000	BULB, WINKER (6V 8W)	4		4	511513	B DE	
			4	4	4	128437 518141	6150062 B,D,F,SA D1,U D2,F	
13	92000-06012	BOLT, HEX., 6X12	4	4	4	4	B,D1,D2,D,DE,F,SA,U	
14	94101-06000	WASHER, PLAIN, 6MM	4	4	4	4	B,D1,D2,D,DE,F,SA,U	

F-16-1 Winker (ST70-G2 and ST70K3-G)

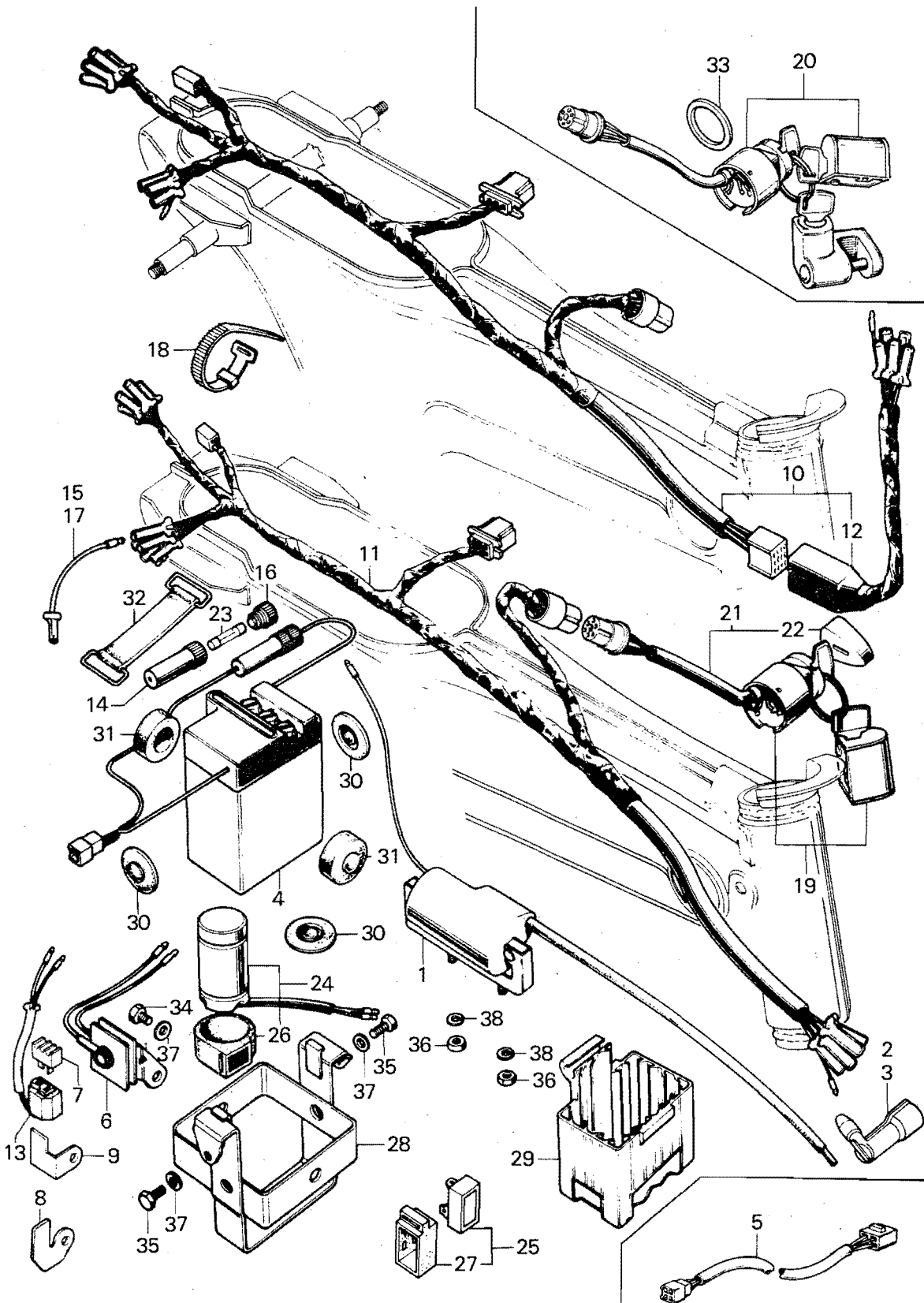


B098-111

F-16-1 Winker (ST70-G2 and ST70K3-G)

Ref. No.	Part No.	Description	Reqd. No.				Serial No.	Area code
			ST 50	ST 70	K3	K3		
1	33402-268-610	LENS, FR. WINKER	4	4			32	
2	33404-285-000	SPRING, COIL	4	4			32	
3	33411-285-000	RING, WINKER 33403-285-010	4			143453	32	
	33403-285-010	RING, WINKER	4	4		143454	32	
4	33600-304-610	WINKER ASSY., R. RR. 33600-304-611	1			143453	32	
	33600-304-611	WINKER ASSY., R. RR.	1	1		143454	32	
	33400-304-611	WINKER ASSY., R. FR. (6V18W)	1			6113804	32	
5	33600-331-610	WINKER ASSY., R. RR. 33600-331-611	1			143453	32	
	33600-331-611	WINKER ASSY., R. RR.	1	1		143454	32	
6	33601-098-940	STAY, RR. WINKER	1	1			32	
7	33605-292-610	BASE, WINKER	4	4			32	
8	33607-107-780	STAY, R. RR. WINKER	2	2			32	
9	33610-292-610	SOCKET ASSY., R. RR. WINKER	1	1		6113803	32	
	33410-292-610	SOCKET COMP., R. WINKER	1			6113804	32	
10	33610-331-610	SOCKET, R. RR. WINKER	1	1			32	
11	33650-304-610	WINKER ASSY., L. RR. 33650-304-611	1			143453	32	
	33650-304-611	WINKER ASSY., L. RR.	1	1		143454	32	
	33450-304-611	WINKER ASSY., L. FR. (6V18W)	1			6113804	32	
12	33650-331-610	WINKER ASSY., L. RR. 33650-331-611	1			143453	32	
	33650-331-611	WINKER ASSY., L. RR.	1	1		143454	32	
13	33660-292-610	SOCKET ASSY., L. RR. WINKER	1	1		6113803	32	
	33460-292-610	SOCKET COMP., L. WINKER	1			6113804	32	
14	33660-331-610	SOCKET, L. RR. WINKER	1	1			32	
15	34905-386-611	BULB, WINKER (6V18W) (LOCAL PROCUREMENT PART)	4	4			32	
16	92000-06020	BOLT, HEX., 6X20	2	2			32	
17	93000-06028-02	BOLT, HEX., 6X28	4	4			32	
18	93500-03010-04	SCREW, PAN, 3X10	8	8		6113803	32	
	93500-03010-0H	SCREW, PAN, 3X10	8			6113804	32	
19	93700-03045-0B	SCREW, OVAL, 3X45	8	8		6112362	32	
	93700-03048-0B	SCREW, OVAL, 3X48	8			6112363	32	
20	93700-06016	SCREW, OVAL, 6X16	2	2			32	
21	74001-06000	NUT, HEX., 6MM	4	4			32	
22	74101-06000	WASHER, PLAIN, 6MM	4	4			32	

F-17 Wire harness • Battery

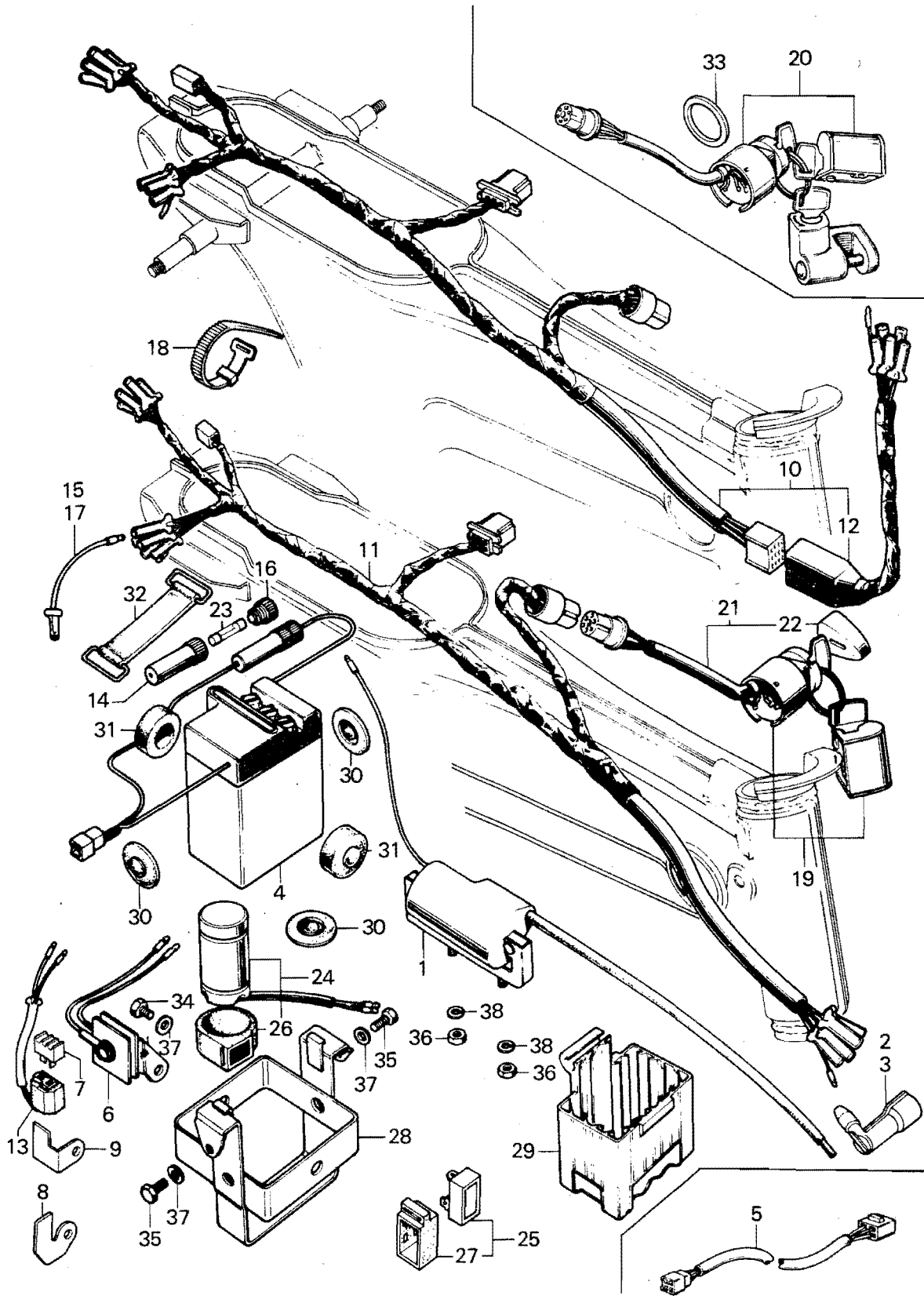


098-37C

F-17 Wire harness • Battery

Ref. No.	Part No.	Description	Reqd. No.				Serial No.	Area code
			ST 50	K3 70	ST 70	K3 70		
1	30500-098-671	COIL ASSY., IGNITION	1	1	1	1		
2	30700-063-681	CAP ASSY., NOISE SUPPRESSOR	1	1	1	1	B, DE, ED, F, J2, J, N E	
3	30700-259-600	CAP ASSY., NOISE SUPPRESSOR	1				E D2 D1, U	
	30700-098-153	CAP ASSY., NOISE SUPPRESSOR		1	1	570329	D2 D, SA	
4	31500-098-681	BATTERY ASSY. (6V2AH)	1 1 1				144063 ED, J 532342 B E	
	31500-098-682	BATTERY ASSY. (6V2AH) 98202-61130	1 1 1				136543 D1, U 543355 D2, F J	
	31500-098-941	BATTERY ASSY. 98202-66130		1	1		ED, J B DE, G2, N D1, U D2, F E	
	98202-61130	BATTERY, 6N2A-2C-3	1 1	1 1	1 1		B, D1, D2, D, DE, ED, F, N, SA, U J2, J E	
	98202-66130	BATTERY, 6N4C-1B		1	1		J2 J	
5	31515-098-305	SUB CORD, BATTERY	1 1 1				ED, J B DE, J2, N B, D, F, J, SA D1, U D2, F	
6	31700-041-008	RECTIFIER ASSY., SELENIUM (SHINDENGEN)	1 1 1	1 1 1	1 1		B, DE, ED, F, N J2 J E	
	31700-045-671	RECTIFIER ASSY. 31700-098-921	1		1	6115300	E, F E	
	31700-098-006	RECTIFIER ASSY. 31700-098-016		1	1		136543 D1, U 543355 D2	
	31700-098-941	RECTIFIER ASSY.		1	1		J2 J	
	31700-118-771	RECTIFIER ASSY.		1	1		D1, D2, SA, U D	
	31700-098-016	RECTIFIER ASSY.		1	1		136544 D1, U 543356 D2	
7	31700-124-003	RECTIFIER ASSY., SILICON (STANLEY)			1	6115301		
	31700-124-008	RECTIFIER ASSY., SILICON (SHINDENGEN)			1	6115301		
8	31705-098-950	STAY, SILICON RECTIFIER			1	6115301	G	
9	31705-126-920	STAY, SILICON			1	6115301	D, E, F, SA	
10	32100-098-020	HARNESS, WIRE		1			136543 D1, U	
	32100-098-030	HARNESS, WIRE		1			136544 D1, U	

F-17 Wire harness • Battery

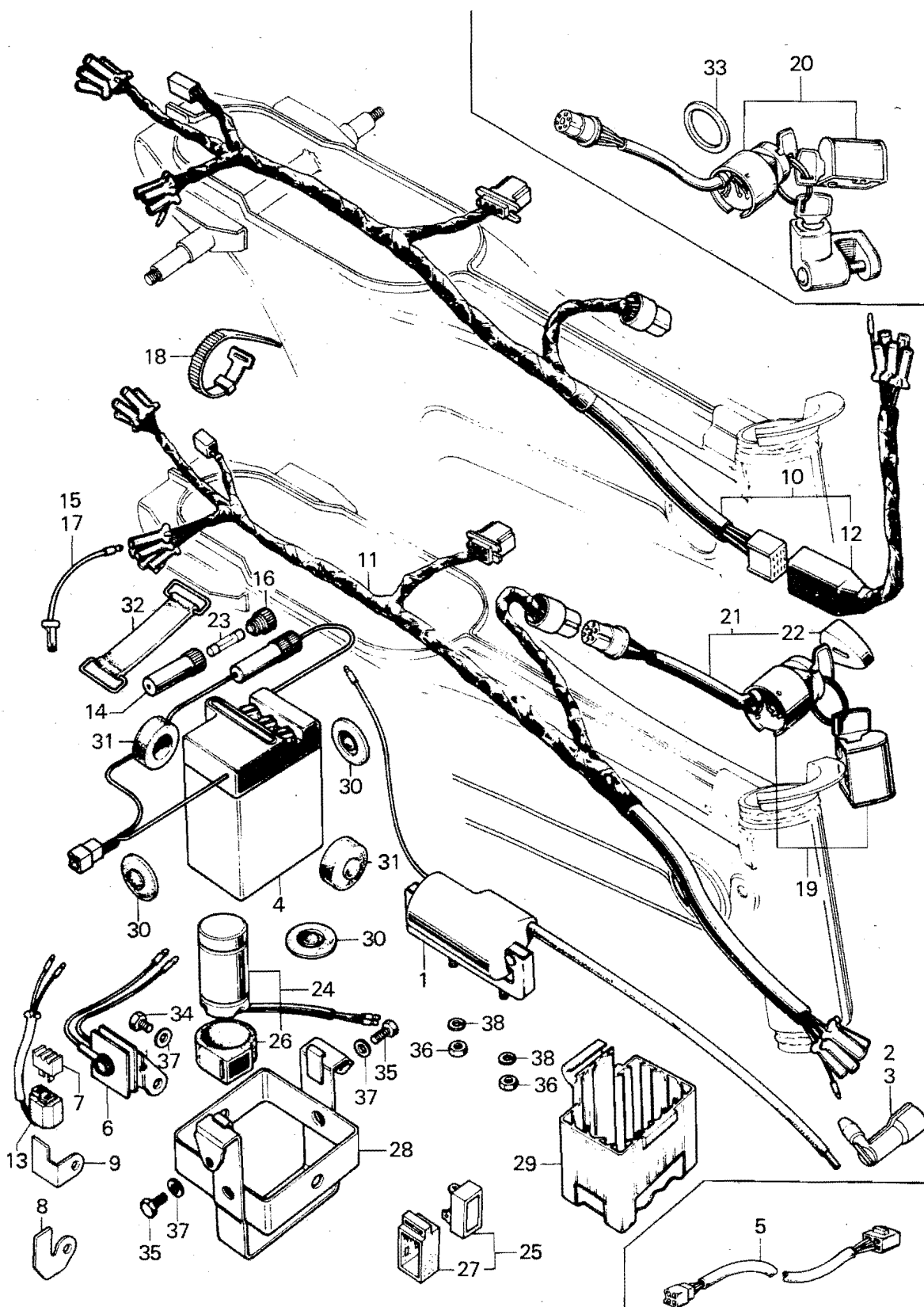


098-37C

F-17 Wire harness • Battery

Ref. No.	Part No.	Description	Reqd. No.				Serial No.	Area code
			ST 50	K3	ST 70	K3		
11	32100-098-611	HARNESS, WIRE	1		1		144063	ED, S
	32100-098-620	HARNESS, WIRE	1		1		532342 543355	B F
	32100-098-671	HARNESS, WIRE	1					E
	32100-098-700	HARNESS, WIRE			1	1		D2, D, SA
	32100-098-940	HARNESS, WIRE			1		6110062	32
	32100-098-941	HARNESS, WIRE			1	1	6110063	;
	32100-098-612	HARNESS, WIRE	1				144064	ED, ;
	32100-098-621	HARNESS, WIRE	1				532343	32 N
	32100-098-613	HARNESS, WIRE	1		1	1	543356	B DE, F B, E F
					1	1	111823	32 ;
12	32101-098-000	HARNESS B, WIRE			1			D1, U
13	32101-126-620	HARNESS, SUB WIRE				1	6115301	E, F, G
	32101-126-680	HARNESS, SUB WIRE				1	6115301	D, SA
14	32106-041-000	CONNECTOR A, FUSE	1	1	1	1		
15	32111-124-600	SUB CORD, EARTH (GREEN/WHITE)	1		1		548640 150860 568097	B, DE B, DE, F 32 F ;
16	32112-041-000	CONNECTOR B, FUSE	1	1	1	1		
17	32112-124-690	SUB CORD, EARTH			1		568097	D2 D, SA
18	32161-286-000	BAND A, WIRE HARNESS 95014-62200	1		1			B, D1, D2, DE, E, ED, F, ;, N, U
	95014-62200	BAND B2, WIRE	1	1	1	1		
19	35010-098-017	SWITCH KIT, COMBINATION				1	1	D1, D2, D, SA, U
	35010-098-621	SWITCH KIT, MAIN	1	1	1	1		B, DE, F
	35010-098-672	SWITCH KIT, COMBINATION	1					E
20	35010-098-640	KEY SET			1			G
	35021-098-017	SWITCH KIT, MAIN			1		136544 543356	D1, U D2 D, SA
	35021-098-621	SWITCH KIT, MAIN	1		1	1	532343	B DE B, D, E, SA
	35021-098-672	SWITCH KIT, MAIN	1		1	1	543356	D2
								E
21	35100-098-017	SWITCH, MAIN			1	1		D1, D2, D, SA, U
	35100-098-621	SWITCH, MAIN	1	1	1	1		B, DE, ED, F, ;2, ;, N E
	35100-098-672	SWITCH, MAIN	1					E
22	35112-098-670	CAP, KEY	1	1	1	1		

F-17 Wire harness • Battery

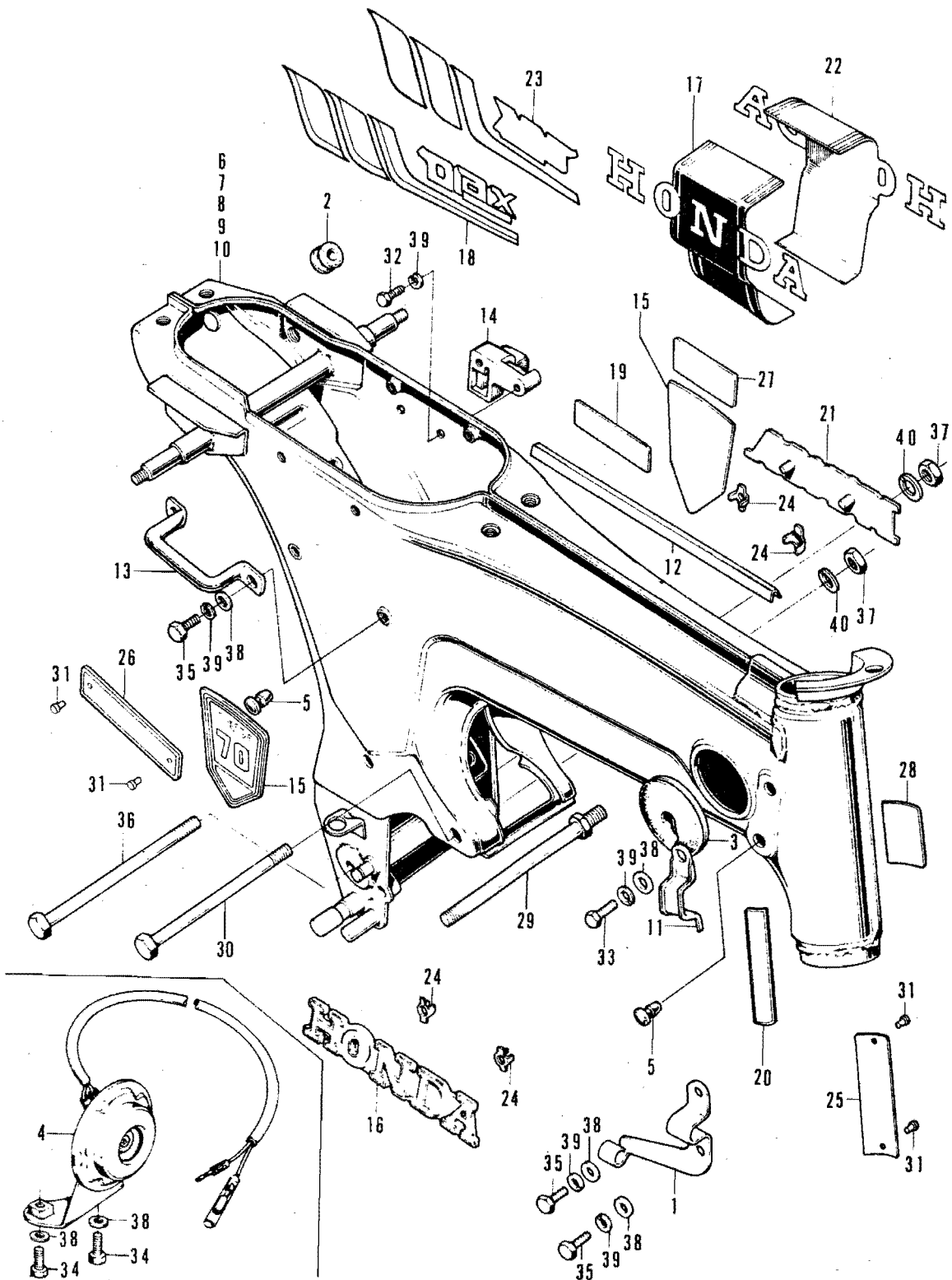


098-37C

F-17 Wire harness • Battery

Ref. No.	Part No.	Description	Reqd. No.				Serial No.	Area code
			ST	ST	K3	K3		
23	38201-001-000	FUSE (7A) 58200-10700	1	1			B, D1, D2, DE, E, ED, F, G, N, U	
	98200-10700	FUSE A (7A)	1	1	1		B, D1, D2, D, DE, E, ED, F, N, SA, U G2 G	
	99200-11000	FUSE A (10A)		1	1		G2 G	
24	38300-098-000	RELAY ASSY., WINKER		1	1		D1, D2, D, F, SA, U	
	38300-098-941	RELAY ASSY., WINKER		1	1	6110062	G2 G	
25	38300-382-611	RELAY ASSY., WINKER (ND)		1	1	6110063	G	
26	38306-292-000	SUSPENSION, WINKER RELAY	1	1	1	6110062	D1, D2, D, F, G2, SA, U G	
27	38306-405-612	SUSPENSION, WINKER RELAY (ND)		1	1	6110063	G	
28	50325-098-000	BOX, BATTERY 50325-098-010	1				137582 E, G 521286 B 134106 D1, G, U 529770 D2, F	
	50325-098-010	BOX, BATTERY	1	1	1	137583 521287	E, G B DE, ED, F, G2, N B, D, E, SA G	
	50325-098-940	BOX, BATTERY		1	1	134107 529771	D1, G, U D2, F G2 G	
29	50326-098-000	CUSHION, BATTERY	1	1	1	137583 521287	E, ED, G, N B DE, G2 B, D, E, F, SA G	
	50326-098-940	CUSHION, BATTERY		1	1	134107 529771	D1, E, G, U D2, F G2 G	
30	50327-300-000	RUBBER B, BATTERY	3		3		137582 E, G 521286 B 134106 D1, G, U 529770 D2, F	
31	50328-098-670	RUBBER A, BATTERY	2		2		137582 E, G 521286 B 134106 D1, G, U 529770 D2, F	
32	50382-045-670	BAND, BATTERY	1		1		137582 E, G 521286 B 134106 D1, G, U 529770 D2, F	
	95012-12000	BAND B1, BATTERY		1	1		G2 G	
	50382-098-000	BAND COMP., HANJER	1	1	1	137583 521287	E, G B DE, ED, F, G2, N B, D, E, SA G	
				1	1	134107 529771	D1, G, U D2, F	
33	90582-098-000	WASHER, PLAIN, 24.2X33	1		1	106350 150160 545518	G2 ED, N B, DE	
				1	1	148250 560847	E, G2 D2, F	
34	92000-06008	BOLT, HEX., 6X8	1	1	1			
35	92000-06010	BOLT, HEX., 6X10	2	2	2			
36	94001-06000	NUT, HEX., 6MM	2	2	2			
37	94101-06000	WASHER, PLAIN, 6MM	3	3	3			
38	94111-06000	WASHER, SPRING, 6MM	2	2	2			

F-18 Frame body • Emblem

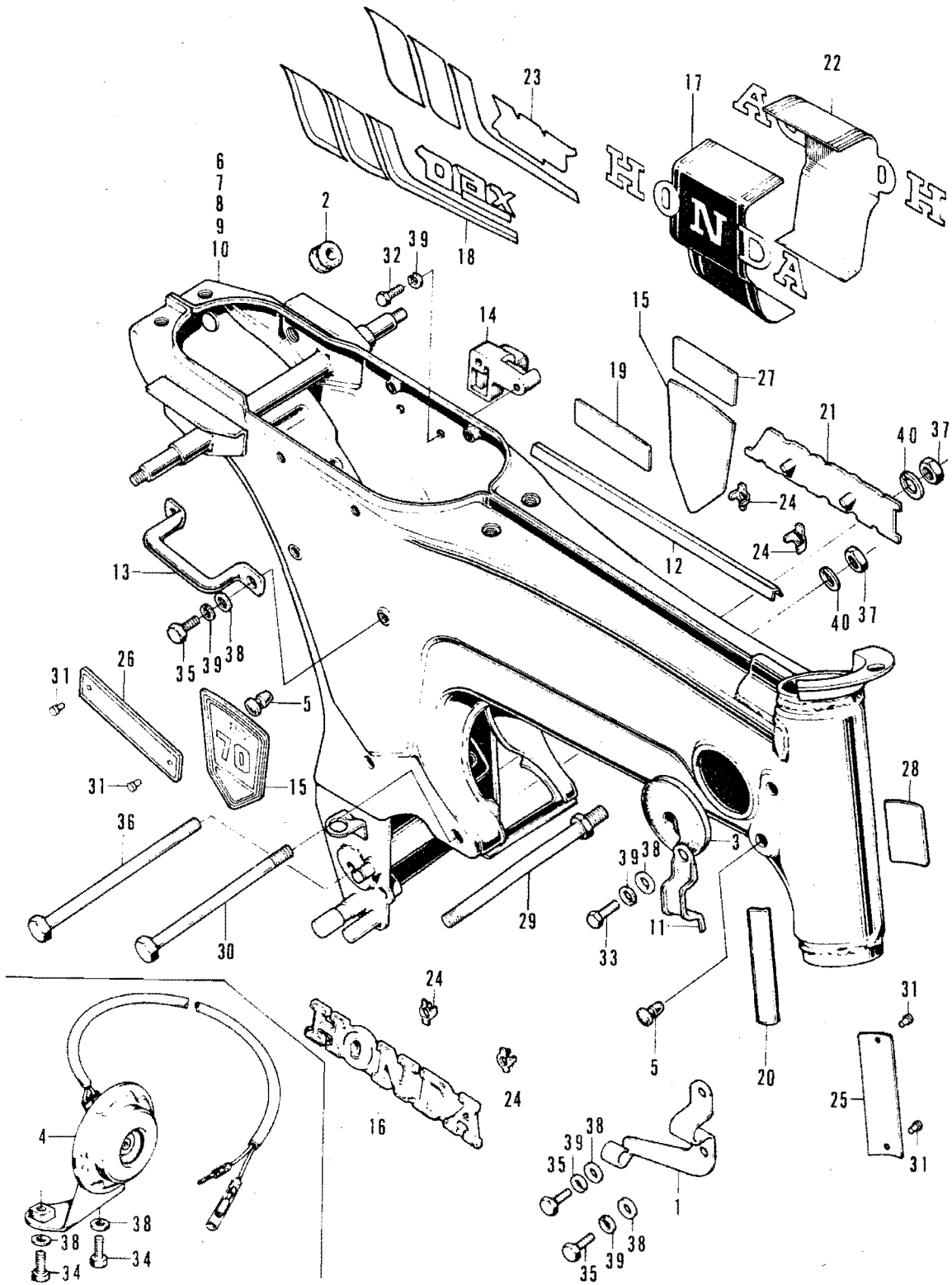


B098-38C

F-18 Frame body • Emblem

Ref. No.	Part No.	Description	Reqd. No.			Serial No.	Area code	
			ST 50	ST 70	ST K3			
1	17920-098-000	BRACKET, THROTTLE CABLE		1			D1,U	
2	32983-011-000	BROMMET, WIRE HARNESS	1	1	1			
3	32984-098-000	BROMMET, WIRE HARNESS	1	1	1			
4	38100-098-671	HORN ASSY.	1	1			D1, ED, ;, N, U D2, ;2	
	38100-124-721	HORN ASSY.		1	1		D2, D, ;2, SA ;	
5	50049-046-000	PLU; HEAD PIPE	5	5	5	136307	136306	B, D2, D, DE, E, ED, F, ;2, ;, N, SA D1, U D1, U
6	50100-098-611CM	BODY COMP., FRAME		1			124796	;
	50100-098-611CN	BODY COMP., FRAME		1			124796	;
	50100-098-612CM	BODY COMP., FRAME 50100-098-613CM		1		124797		;
	50100-098-612CN	BODY COMP., FRAME 50100-098-613CN		1		124797		;
7	50100-098-620CM	BODY COMP., FRAME 50100-098-621CM	1				532342 B 542080 F	
	50100-098-621CM	BODY COMP., FRAME 50100-098-622CM		1		542081	543355	F
	50100-098-622CM	BODY COMP., FRAME	1			532343		B DE F
	50100-098-622CN	BODY COMP., FRAME	1			532343 543356		B F
	50100-098-622CQ	BODY COMP., FRAME	1			532343 543356		B F
	50100-098-622LS	BODY COMP., FRAME	1			532343		B DE F
	50100-098-622NL	BODY COMP., FRAME	1			532343		B DE
	50100-098-622WF	BODY COMP., FRAME (WHITE DAX) (WHITE DAX) (WHITE DAX)	1			537164		B DE F
	50100-126-620ZA	BODY COMP., FRAME *R-4C*	1		1			B, DE, F
	50100-126-620ZB	BODY COMP., FRAME *PB-3C*	1		1			B, DE, F
	50100-126-620ZC	BODY COMP., FRAME *J-31*	1		1			B, DE, F
	50100-126-620ZD	BODY COMP., FRAME *YR-26*	1		1			B, DE, F
	50100-126-620ZE	BODY COMP., FRAME *NH-45*	1		1			B, DE, F

F-18 Frame body • Emblem

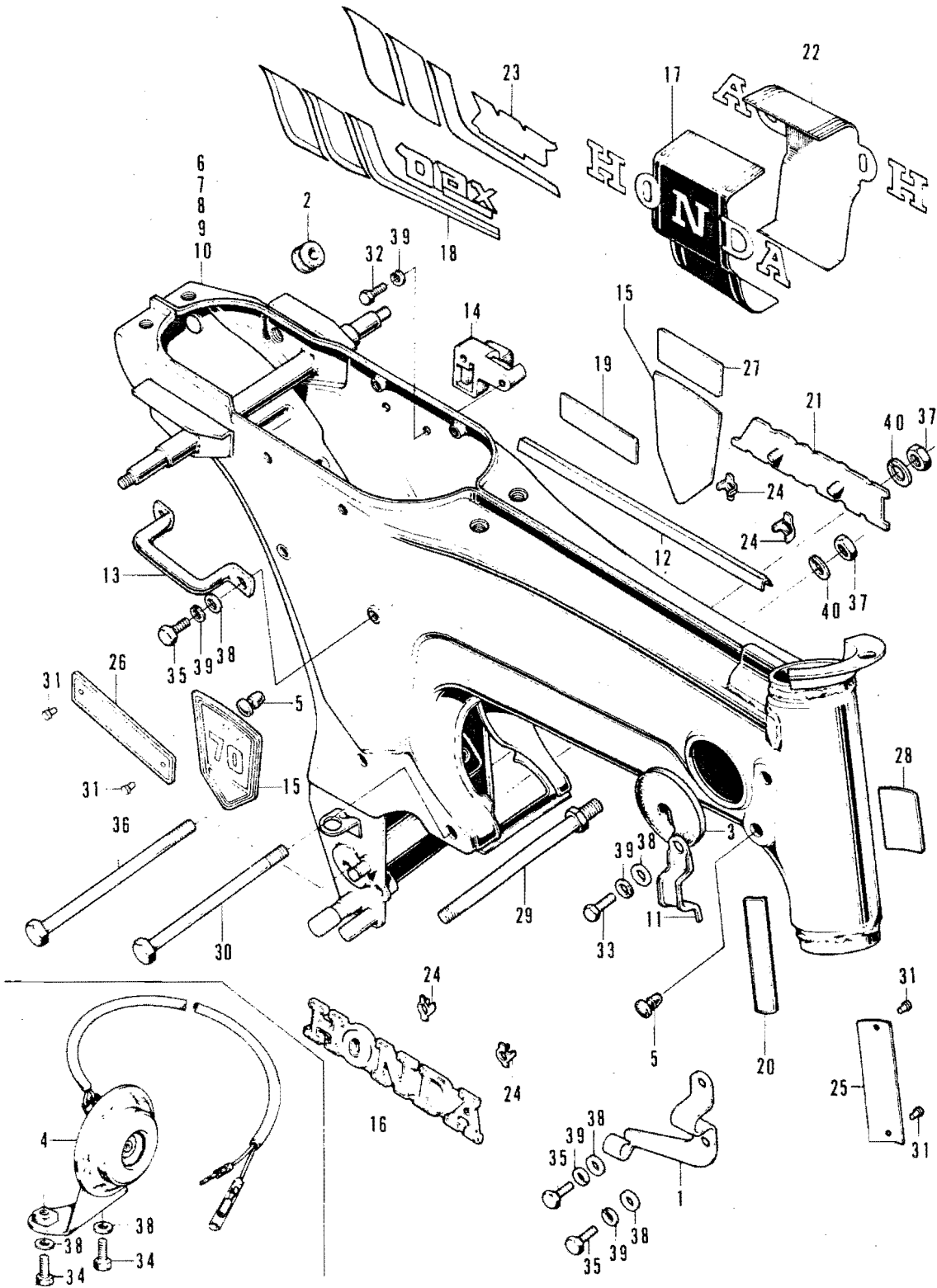


B098-38C

F-18 Frame body • Emblem

Ref. No.	Part No.	Description	Reqd. No.		Serial No.	Area code
			ST 50 K3	ST 70 K3		
3	50100-098-681CM	BODY COMP., FRAME 50100-098-682CM	1	1	142963 136486	E D1,U
	50100-098-681CN	BODY COMP., FRAME 50100-098-682CN	1	1	142963 136486	E D1,U
	50100-098-681CQ	BODY COMP., FRAME 50100-098-682CQ		1	136486	D1,U
	50100-098-682CM	BODY COMP., FRAME 50100-098-683CM	1	1	142964 136487	E D1,U
	50100-098-682CN	BODY COMP., FRAME 50100-098-683CN	1	1	142964 136487	E D1,U
	50100-098-682CQ	BODY COMP., FRAME 50100-098-683CQ		1	136487	D1,U
	50100-098-683CM	BODY COMP., FRAME		1	136544	D1,U
	50100-098-683CN	BODY COMP., FRAME		1	136544	U D1
	50100-098-683CQ	BODY COMP., FRAME		1	136544	U D1
	50100-098-683LS	BODY COMP., FRAME		1	136544	D1
	50100-098-683NL	BODY COMP., FRAME		1	143254	U
				1	136544	D1
				1	143254	U

F-18 Frame body • Emblem

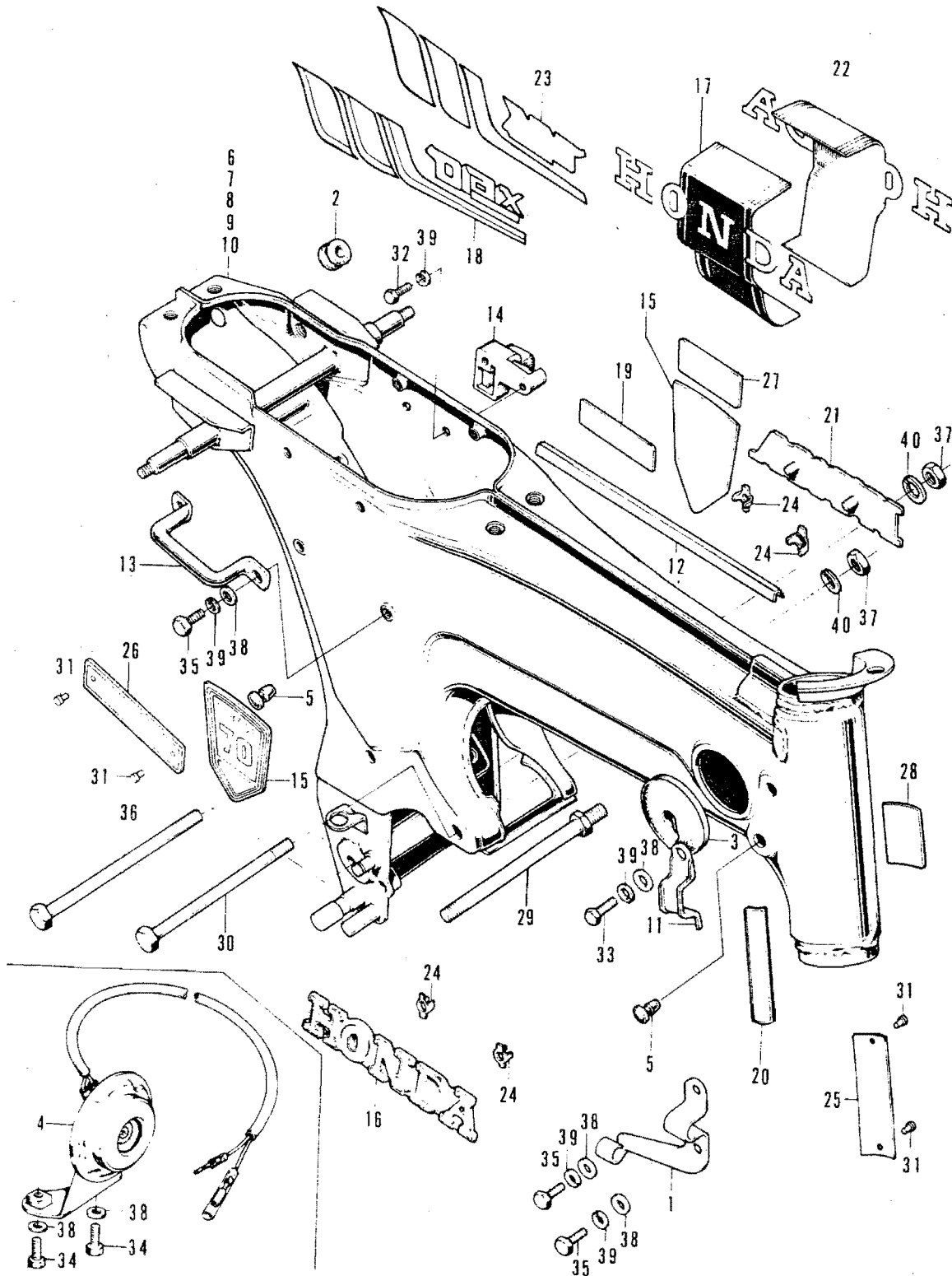


B098-38C

F-18 Frame body • Emblem

Ref. No.	Part No.	Description	Reqd. No.				Serial No.	Area code
			ST 50	ST 70	K3	K3		
9	50100-098-740CM	BODY COMP., FRAME 50100-098-741CN	1				141893 ;	
	50100-098-740CN	BODY COMP., FRAME 50100-098-741CN	1				141893 ;	
	50100-098-740CQ	BODY COMP., FRAME 50100-098-741CQ	1				141893 ;	
	50100-098-741CM	BODY COMP., FRAME 50100-098-742CM	1			141893	142963 ; 142963 ED	
	50100-098-741CN	BODY COMP., FRAME 50100-098-742CN	1			141894	142963 ; 142963 ED	
	50100-098-741CQ	BODY COMP., FRAME 50100-098-742CQ	1			141894	142963 ; 142963 ED	
	50100-098-742CM	BODY COMP., FRAME 50100-098-743CM	1			142964	144063 ED, ;	
	50100-098-742CN	BODY COMP., FRAME 50100-098-743CN	1			142964	144063 ED, ;	
	50100-098-742CQ	BODY COMP., FRAME 50100-098-743CQ	1			142964	144063 ED, ;	
	50100-098-743CM	BODY COMP., FRAME	1			144064	ED, ; 32, N	
	50100-098-743CN	BODY COMP., FRAME	1			144064	ED, ; 32	
	50100-098-743CQ	BODY COMP., FRAME	1			144064	ED, ; 32	
	50100-098-743LS	BODY COMP., FRAME	1			144064	ED, ; 32, N	
	50100-098-743NL	BODY COMP., FRAME	1			144064	ED, ; 32, N	
	50100-098-743WF	BODY COMP., FRAME (WHITE OAX) (WHITE OAX)	1			148111	ED N	
	50100-126-630ZA	BODY COMP., FRAME *R-4C*	1				;	
	50100-126-630ZB	BODY COMP., FRAME *PB-3C*	1				;	
	50100-126-630ZC	BODY COMP., FRAME *J-31*	1				;	
	50100-126-630ZD	BODY COMP., FRAME *YR-26*	1				;	
	50100-126-630ZE	BODY COMP., FRAME *NH-45*	1				;	

F-18 Frame body • Emblem

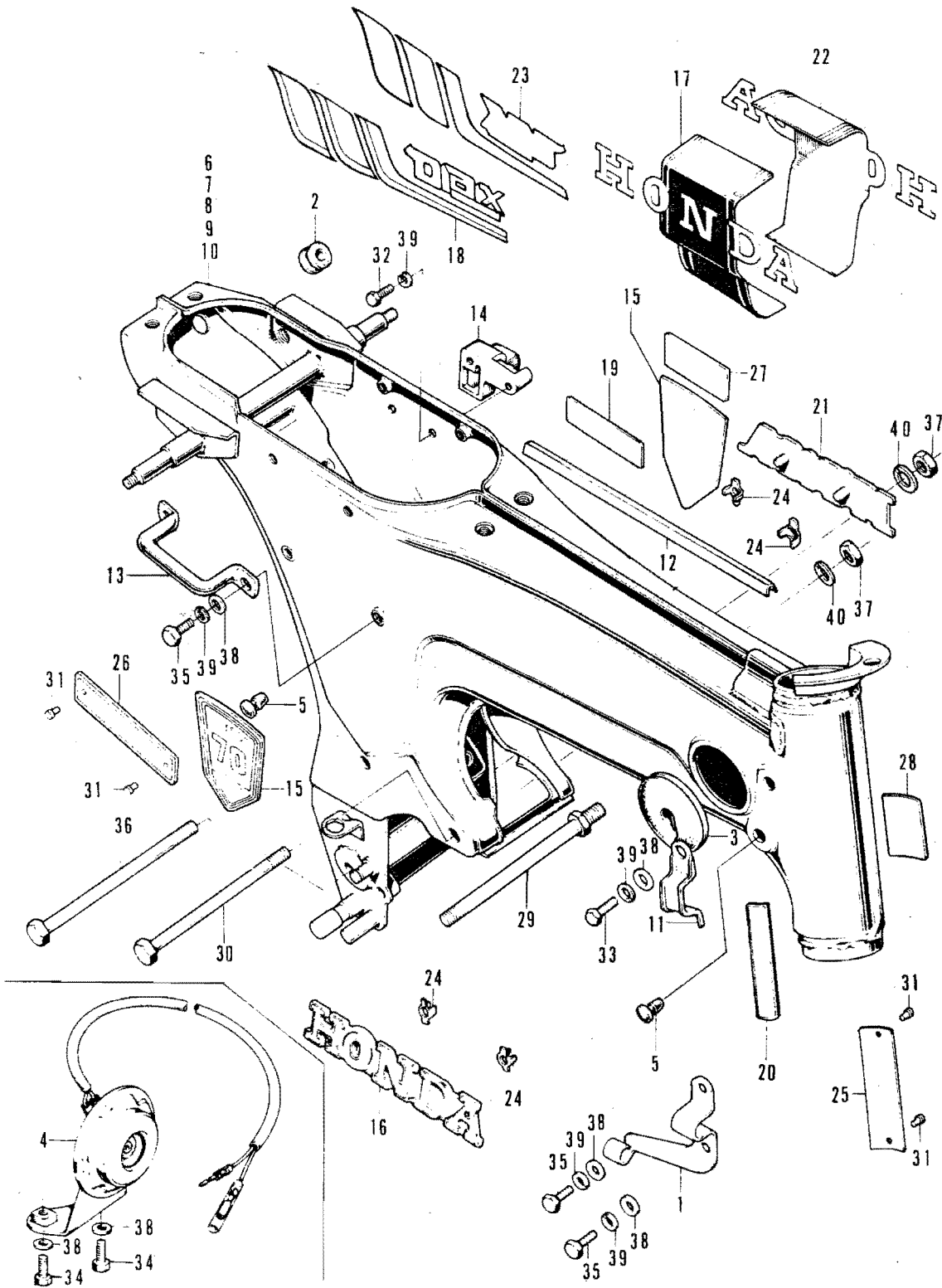


B098-38C

F-18 Frame body • Emblem

Ref. No.	Part No.	Description	Reqd. No.		Serial No.	Area code
			ST 50 K3	ST 70 K3		
10	50100-098-782CM	BODY COMP., FRAME 50100-098-783CM	1		542080	D2
	50100-098-782CN	BODY COMP., FRAME 50100-098-783CN	1		542080	D2
	50100-098-782CQ	BODY COMP., FRAME 50100-098-783CQ	1		542080	D2
	50100-098-783CM	BODY COMP., FRAME 50100-098-784CM	1	542081	543355	D2
	50100-098-783CN	BODY COMP., FRAME 50100-098-784CN	1	542081	543355	D2
	50100-098-783CQ	BODY COMP., FRAME 50100-098-784CQ	1	542081	543355	D2
	50100-098-783WF	BODY COMP., FRAME 50100-098-784WF (WHITE DAX)	1	542081	543355	D2
	50100-098-784CM	BODY COMP., FRAME	1	543356		D2 E
	50100-098-784CN	BODY COMP., FRAME	1	543356	142573	D2 E
	50100-098-784CQ	BODY COMP., FRAME	1	543356		D2
	50100-098-784LS	BODY COMP., FRAME	1	543356		D2
	50100-098-784NL	BODY COMP., FRAME	1	142574 543356		E D2
	50100-098-784WF	BODY COMP., FRAME (WHITE DAX) (WHITE DAX)	1	543356		D2 E
	50100-098-940CM	BODY COMP., FRAME	1	141824		32
	50100-098-940LS	BODY COMP., FRAME	1	141824		32
	50100-098-940NL	BODY COMP., FRAME	1	141824		32
	50100-098-940WF	BODY COMP., FRAME (WHITE DAX)	1			32
	50100-126-600ZA	BODY COMP., FRAME *R-4C*	1		6109722	E
	50100-126-600ZB	BODY COMP., FRAME *PB-3C*	1		6109722	E
	50100-126-600ZC	BODY COMP., FRAME *3-31*	1		6109722	E
	50100-126-600ZD	BODY COMP., FRAME *YR-26*	1		6109722	E
	50100-126-600ZE	BODY COMP., FRAME *NH-45*	1		6109722	E
	50100-126-610ZA	BODY COMP., FRAME *R-4C*	1			;
	50100-126-610ZB	BODY COMP., FRAME *PB-3C*	1			;
	50100-126-610ZC	BODY COMP., FRAME *3-31*	1			;
	50100-126-610ZD	BODY COMP., FRAME *YR-26*	1			;
	50100-126-610ZE	BODY COMP., FRAME *NH-45*	1			;
	50100-126-680ZA	BODY COMP., FRAME *R-4C*	1			D,SA
	50100-126-680ZB	BODY COMP., FRAME *PB-3C*	1			D,SA
	50100-126-680ZC	BODY COMP., FRAME *3-31*	1			D,SA
	50100-126-680ZD	BODY COMP., FRAME *YR-26*	1			D,SA
	50100-126-680ZE	BODY COMP., FRAME *NH-45*	1			D,SA
	50100-126-601ZA	BODY COMP., FRAME *R-4C*	1	6109723		E
	50100-126-601ZB	BODY COMP., FRAME *PB-3C*	1	6109723		E
	50100-126-601ZC	BODY COMP., FRAME *3-31*	1	6109723		E

F-18 Frame body • Emblem

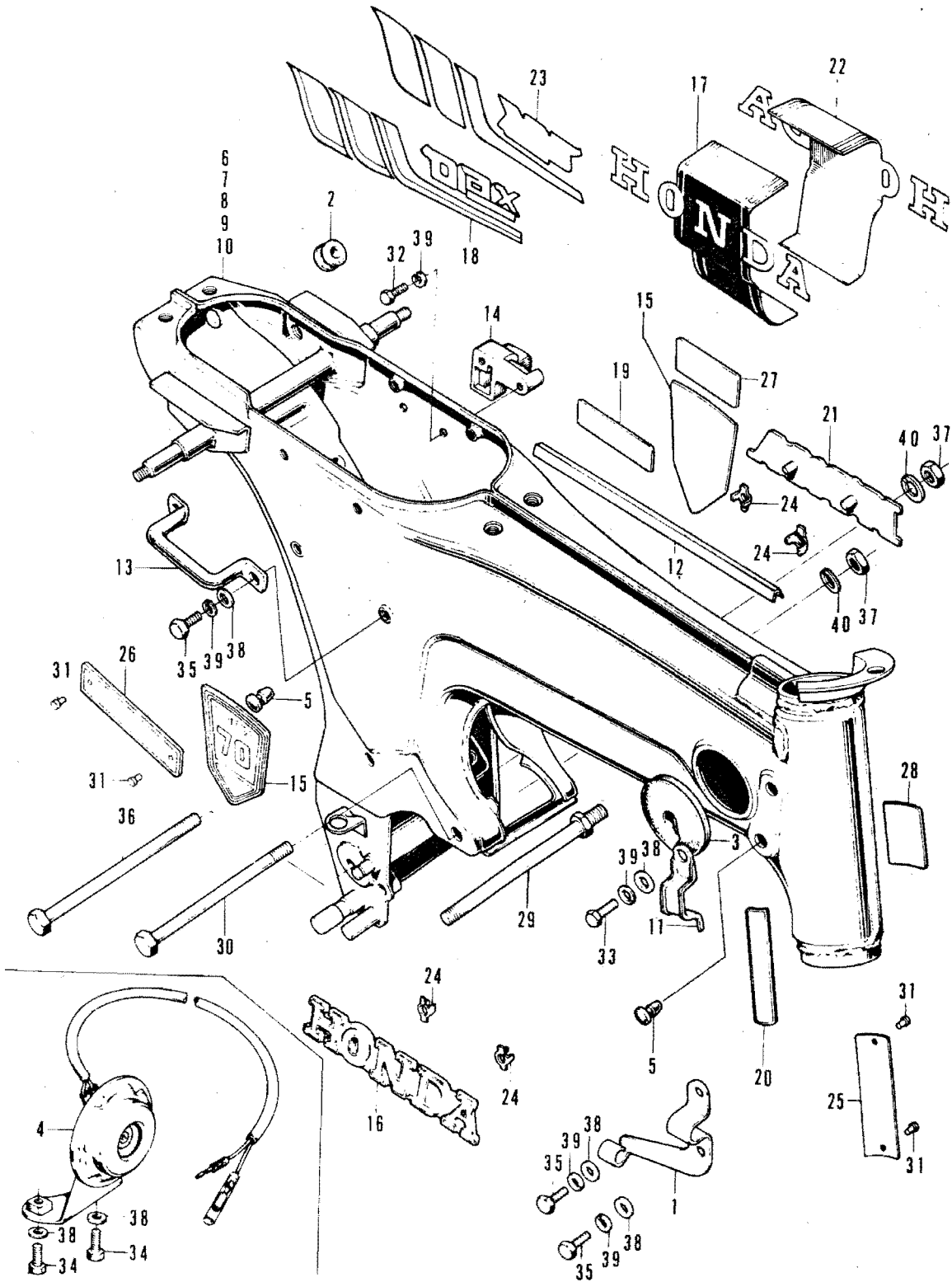


B098-38C

F-18 Frame body • Emblem

Ref. No.	Part No.	Description	Reqd. No.				Serial No.	Area code
			ST 50	ST 70	ST K3	ST K3		
	50100-126-601ZD	BODY COMP., FRAME *YR-26*			1	6109723	E	
	50100-126-601ZE	BODY COMP., FRAME *NH-45*			1	6109723	E	
11	50191-098-670	CLIP, WIRE HARNESS	1	1	1	136306	B, D2, D, DE, E, ED, F, J2, J, N, SA D1, U	
12	50305-098-000	MOLE, FRAME BODY	1	1	1			
13	50316-098-000	GRIP, SIDE			1		D1, U	
14	50710-110-701	HOLDER ASSY., HELMET	1	1	1		B, D1, D2, D, DE, ED, F, J2, N, SA, U E	
15	87121-098-600	EMBLEM, R. FRAME BODY	2				E, ED, J2, J, N	
	87121-098-680	EMBLEM, R. FRAME BODY			2			
	87121-098-690	EMBLEM, FRAME SIDE	2				B, DE	
	87121-098-710	EMBLEM, FRAME SIDE (WHITE DAX)			2	542081	D2	
	87121-126-600	EMBLEM, FRAME SIDE			2			
	87121-126-630	EMBLEM, FRAME SIDE		2				
16	87124-098-000	EMBLEM, R. FRAME BODY	1		1		E D1, J, U	
17	87124-098-670	EMBLEM, R. FR.	1		1	141824	B, D2, DE, ED, F, N J2, J E	
	87124-098-710	EMBLEM, R. FR. (WHITE DAX)	1			148111	ED	
		(WHITE DAX)	1			537164	B	
		(WHITE DAX)			1		DE, N	
		(WHITE DAX)			1	542081	D2	
		(WHITE DAX)			1	550098	F	
		(WHITE DAX)			1		E, J2	
18	87124-126-920ZA	EMBLEM, R. FR. *A-08*		1	1			
	87124-126-920ZB	EMBLEM, R. FR. *A-07*		1	1			
19	87125-001-600	PLATE, MAKER	1	1	1		B, DE, E, ED, F, J2, J, N, U	
20	87125-041-680	PLATE, NAME			1		D1, D2, D, SA	
21	87125-098-000	EMBLEM, L. FRAME BODY	1		1		E D1, J, U	
22	87125-098-670	EMBLEM, L. FR.	1		1	141824	B, D2, DE, ED, F, N J2, J E	
	87125-098-710	EMBLEM, L. FR. (WHITE DAX)	1			148111	ED	
		(WHITE DAX)	1			537164	B	
		(WHITE DAX)			1		DE, N	
		(WHITE DAX)			1	542081	D2	
		(WHITE DAX)			1	550098	F	
		(WHITE DAX)			1		E, J2	
23	87125-126-920ZA	EMBLEM, L. FR. *A-08*		1	1			
	87125-126-920ZB	EMBLEM, L. FR. *A-07*		1	1			
24	87311-516-000	NUT, EMBLEM CLAMP	4		4		E D1, J, U	

F-18 Frame body • Emblem

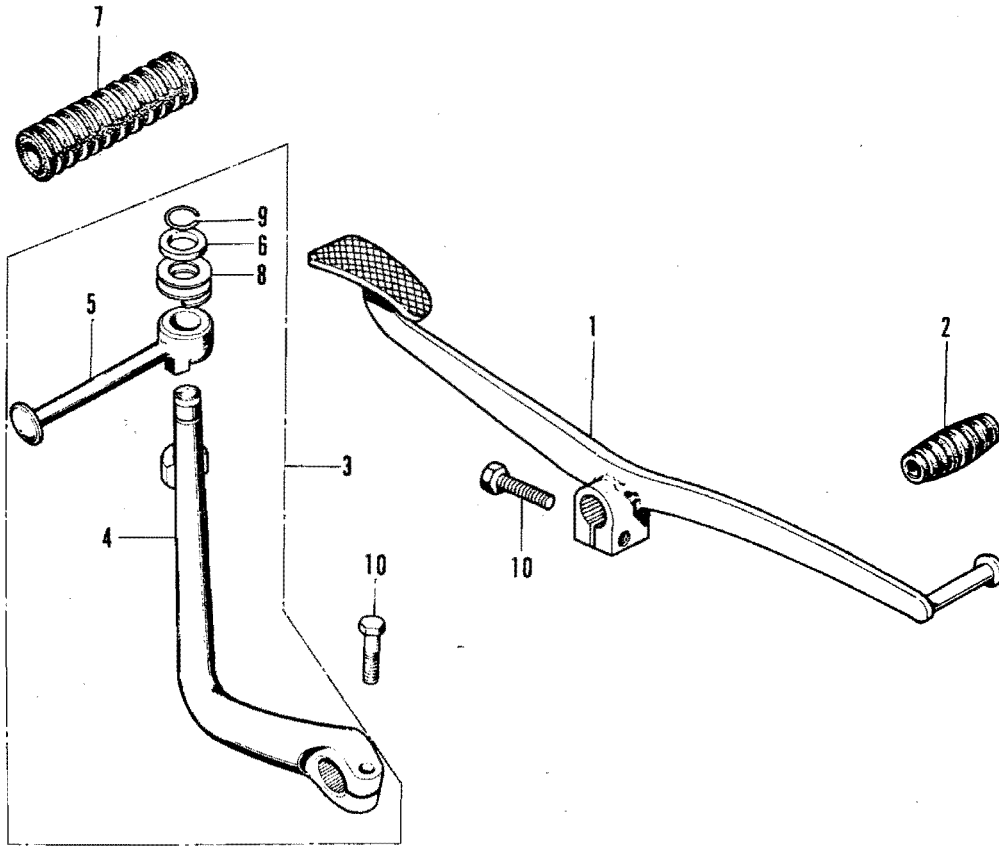


B098-38C

F-18 Frame body • Emblem

Ref. No.	Part No.	Description	Reqd. No.				Serial No.	Area code
			ST 50	K3	70	K3		
25	87501-098-610	PLATE, REGISTERED NUMBER			1		3	
	87501-098-620	PLATE, REGISTERED NUMBER			1	1	F	
	87501-098-640	PLATE, REGISTERED NUMBER	1				108968 32	
	87501-098-730	PLATE, REGISTERED NUMBER	1	1			548539 B DE	
	87501-098-740	PLATE, REGISTERED NUMBER	1				142963 ED 3,N	
	87501-098-940	PLATE, REGISTERED NUMBER			1	1	32	
	87501-098-641	PLATE, REGISTERED NUMBER	1				108969 32	
			1	1			548540 B 3	
26	87501-098-930	PLATE, REGISTERED NUMBER	1				142964 ED	
27	87504-098-680	LABEL, CAUTION	1	1	1	1	B, D1, D2, D, DE, E, ED, N, SA, U 3, 5	
			1	1			F	
	87504-098-740	LABEL, FRAME CAUTION			1	1	6113527 F 32	
	87504-098-780	LABEL, FRAME CAUTION (WHITE DAX)	1				148111 ED	
		(WHITE DAX)	1				537164 B DE, N	
		(WHITE DAX)	1	1	1	1	B, D, E, SA	
		(WHITE DAX)			1	1	DZ	
		(WHITE DAX)			1	1	542081 F	
		(WHITE DAX)			1	1	550058 F	
	87504-098-940	LABEL, FRAME CAUTION			1		6113527 F 32	
	87504-098-620A	LABEL, FRAME CAUTION (FRENCH)			1		6113528 F	
	87504-098-620B	LABEL, FRAME CAUTION (FRENCH)			1		6113528 F	
28	87505-098-680	PLATE A FR. FORK CAUTION			1		D1, U	
29	90112-003-000	BOLT A, RR. ENGINE SUPPORT	1	1	1	1	B, D2, D, DE, ED, F, 32, N, SA	
			1	1	1	1	3	
					1	1	E	
30	90112-076-000	BOLT A, RR. ENGINE SUPPORT	1				D1, 3, U	
31	90841-001-000	SCREW, RIVET, 1.5X5	2	2	2	2	B, DE, ED, F, 32, 3, N	
32	92000-06008	BOLT, HEX., 6X8	2	2	2	2	B, D1, D2, D, DE, ED, F, 32, N, SA, U	
			2	2	2	2	3	
					2	2	E	
33	92000-06010	BOLT, HEX., 6X10	1	1	1	1	B, D2, D, DE, E, ED, 32, N, SA, U	
			1	1	1	1	3	
34	92000-06012	BOLT, HEX., 6X12	2		2	2	D1, D2, D, ED, 3, N, SA, U	
					2	2	3	
35	92000-06016	BOLT, HEX., 6X16			4	4	D1, F	
36	92000-08115	BOLT, HEX., 8X115	1	1	1	1		
37	94030-08000	NUT, HEX., 8MM	2	2	2	2		
38	94101-06000	WASHER, PLAIN, 6MM	2	2	7	4	B, D1, D, DE, SA, U	
			3		4		D2, ED, N	
			1		3	3	E, 32	
			3	1	1	3	F	
					2	2		
39	94111-06000	WASHER, SPRING, 6MM	1	1	4	1	B, D1, D, DE, SA, U	
			3		1	1	D2, ED, F, N	
			1		3	3	3	
			3		3	3	E	
			3	3	1	3	32	
							3	
40	94111-08000	WASHER, SPRING, 8MM	2	2	2	2		

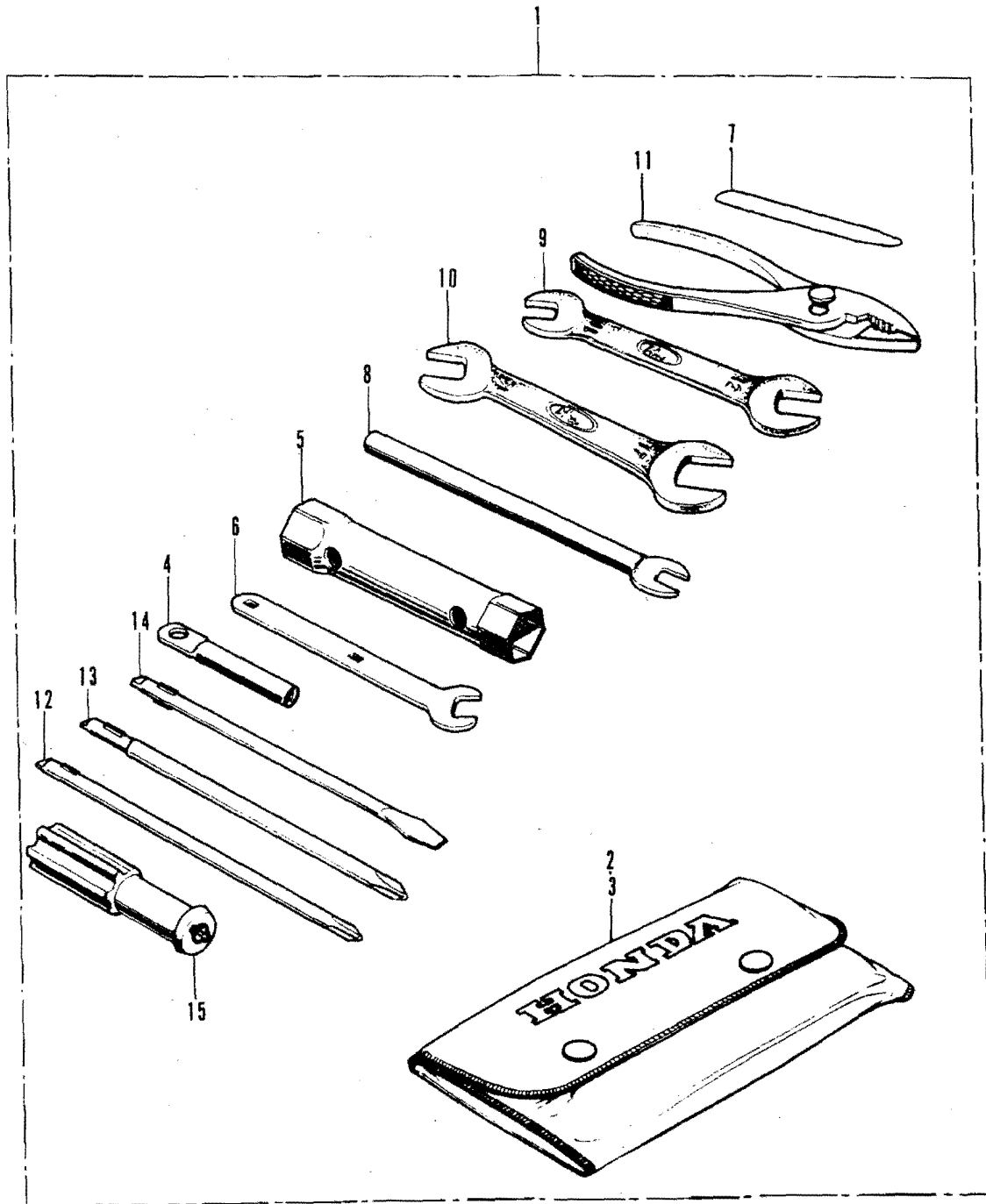
F-19 Change pedal • Kick arm



F-19 Change pedal • Kick arm

Ref. No.	Part No.	Description	Reqd. No.				Serial No.	Area code
			ST 50	K3	ST 70	K3		
1	24700-098-000	PEDAL, GEAR CHANGE 24700-098-010	1				539851 B D1, D2, E, ED, F, J, N, U	
	24700-098-010	PEDAL, GEAR CHANGE	1				101100 J2 149294 ED, N 539851 B E	
					1		142523 D1, E, U 552527 D2, F	
	24700-126-000	PEDAL, GEAR CHANGE	1			101101 149295 142524 552528 539852	J2 ED, N D1, E, U D2, F B DE J2	
	24700-126-920	PEDAL, GEAR CHANGE		1	1			
2	24781-205-000	RUBBER, GEAR CHANGE PEDAL 95011-40000	1		1		B, D1, D2, DE, E, ED, F, J, N, U	
	95011-40000	RUBBER, CHANGE PEDAL	1	1	1	1		
3	28300-098-000	ARM ASSY., KICK STARTER	1				142423 E D1, U S	
	28300-098-670	ARM ASSY., KICK STARTER	1				539851 B ED, J, N D2, E, F	
	28300-033-000	ARM ASSY., KICK STARTER	1				100300 J2 149369 ED, N 539851 B E	
					1		141623 E, J2 551792 D2, F	
	28300-124-C10	ARM ASSY., KICK STARTER			1	142424	D1, U	
	28300-126-690	ARM ASSY., KICK STARTER	1			100301 149370 539852	J2 ED, N B DE	
				1	1		B, D, E, F, J, SA	
					1	141624 551793	E, J2 D2, F	
4	28301-053-000	ARM, KICK STARTER 28301-216-000	1		1		B, D2, DE, ED, F, N E	
	28301-098-000	ARM, KICK STARTER	1				142423 E D1, U J	
	28301-124-010	ARM, KICK STARTER			1	142424	D1, U	
	28301-216-000	ARM, KICK STARTER	1	1	1	1	B, D2, D, DE, ED, F, J2, N, SA E	
5	28302-001-000	PEDAL, KICK STARTER	1				E D1, J, U	
	28302-033-000	PEDAL, KICK STARTER	1	1	1	1	B, D2, D, DE, ED, F, N, SA J2, J E J2 J	
6	28303-001-000	WASHER, KICK STARTER KNUCKLE	1	1	1	1		
7	28311-001-000	RUBBER, KICK STARTER	1				100300 J2 149369 ED, N 539851 B E J	
					1		141623 E, J2 142423 D1, U 551792 D2, F	
	95011-51000	RUBBER A, KICK STARTER	1			100301 149370 539852	J2 ED, N B DE	
				1	1		B, D, E, F, J, SA	
					1	141624 142424 551793	E, J2 D1, U D2, F	
8	28322-001-000	SPRING, KICK STARTER KNUCKLE	1	1	1	1		
9	28324-001-000	CLIP, KICK STARTER KNUCKLE	1	1	1	1		
10	28330-06000	BOLT, HEX., 6X20	2	2	2	2		

F-20 Tool set



B098-39

F-20 Tool set

Ref. No.	Part No.	Description	Reqd. No.				Serial No.	Area code
			ST 50	K3	ST 70	K3		
1	89010-098-670	TOOL SET	1	1	1	1	B, D1, D2, D, DE, E, ED, F, N, SA, U	
	89010-126-000	TOOL SET	1	1	1		32	
2	89101-011-000	BAJ, TOOL	1	1	1		32	
3	89101-011-010	BAJ, TOOL 99008-01600	1	1	1		B, D1, D2, DE, E, ED, F, N, U	
	99008-01600	BAJ, TOOL, 160MM	1	1	1	1	B, D1, D2, D, DE, E, ED, F, N, SA, U	
4	89215-001-000	WRENCH, SOCKET, 3MM 89215-107-000	1				142963 ED, S 532342 B E	
	89215-107-000	WRENCH, SOCKET, 3MM	1		1		136476 D1, S, U 541330 D2, F	
			1	1	1	1	142964 ED, S 532343 B DE, F, N B, D, E, SA 136477 D1, S, U 541331 D2, F	
5	89216-045-010	WRENCH, SPARK PLUG	1	1	1	1		
6	89218-028-000	SPANNER, BAR HANDLE, 8MM 99005-02000	1	1	1	1	B, D1, D2, DE, E, ED, F, N, U	
	99005-02000	BAR B, HANDLE	1	1	1	1		
7	89231-001-000	SAUJE, TAPPET CLEARANCE	1	1	1	1	B, D1, D2, D, DE, E, ED, F, N, SA, U	
8	99001-09000	SPANNER, 9	1	1	1	1	B, D1, D2, D, DE, E, ED, F, N, SA, U	
9	99001-10120	SPANNER, 10X12	1	1	1	1		
10	99001-14170	SPANNER, 14X17	1	1	1	1		
11	99002-13500	PLIERS, 135	1	1	1	1		
12	99003-10000	DRIVER 2, PLUS SCREW	1	1	1	1		
13	99003-20000	DRIVER 3, PLUS SCREW	1	1	1	1		
14	99003-30000	DRIVER 2, MINUS SCREW	1	1	1	1		
15	99003-50000	DRIP	1	1	1	1		

PART NO. INDEX

Part No.	Block	Part No.	Block	Part No.	Block
11000		13040-087-004	E-8	14721-087-710	E-3
11100-045-010	E-12	13050-036-000	E-8	14730-028-013	E-3
11100-087-900	E-12	13050-087-003	E-8	14731-028-000	E-3
11191-045-000	E-12	13050-087-004	E-8	14751-035-600	E-3
11200-045-050	E-12	13101-036-010	E-8	14761-035-000	E-3
11200-087-901	E-12	13101-087-000	E-8	14771-035-600	E-3
11200-098-000	E-12	13102-036-010	E-8	14776-028-000	E-3
11200-098-731	E-12	13102-087-000	E-8	14781-001-010	E-3
11200-120-700	E-12	13103-036-010	E-8		
11200-120-701	E-12	13103-087-000	E-8	15000	
11330-045-010	E-5	13104-036-010	E-8	15119-035-020	E-12
11341-098-000	E-7	13104-087-000	E-8	15300-025-000	E-12
11341-098-010	E-7	13105-036-010	E-8	15311-025-013	E-12
11394-035-010	E-5	13105-087-000	E-8	15321-025-000	E-12
		13111-036-000	E-8	15329-025-000	E-12
12000		13111-087-000	E-8	15331-025-000	E-12
12021-035-811	E-3	13115-001-000	E-8	15332-025-000	E-12
12023-051-310	E-3	13201-036-000	E-8	15382-025-000	E-12
12023-051-320	E-3	13201-036-010	E-8	15383-025-000	E-12
12101-041-030	E-2	13211-035-000	E-8	15421-035-010	E-12
12101-041-040	E-2	13310-035-050	E-8	15650-051-690	E-5
12101-087-000	E-2	13310-065-000	E-8	15650-098-730	E-5
12101-087-010	E-2	13310-087-000	E-8	15761-045-000	E-12
12191-035-020	E-2	13311-065-000	E-8		
12191-118-670	E-2	13311-087-000	E-8	16000	
12200-041-020	E-2	13311-125-300	E-8	16010-098-004	E-13
12200-041-030	E-2	13321-041-020	E-8	16010-098-670	E-13
12200-065-780	E-2	13321-088-010	E-8	16011-098-004	E-13
12200-065-781	E-2	13321-125-300	E-8	16012-045-710	E-13
12200-087-000	E-2	13381-035-010	E-8	16012-045-730	E-13
12200-087-010	E-2			16012-098-004	E-13
12200-087-710	E-2	14000		16012-098-014	E-13
12200-120-700	E-2	14101-041-020	E-3	16013-046-004	E-13
12251-036-010	E-2	14311-035-000	E-8	16014-045-024	E-13
12251-065-740	E-2	14321-035-010	E-4	16014-053-004	E-13
12251-087-000	E-2	14401-035-005	E-4	16015-045-710	E-13
12251-111-730	E-2	14431-035-000	E-3	16016-046-004	E-13
12301-035-000	E-1	14451-035-000	E-3	16022-045-770	E-13
12331-035-000	E-1	14500-035-010	E-4	16022-045-771	E-13
12341-035-000	E-1	14502-035-010	E-4	16022-046-004	E-13
12361-035-000	E-1	14502-086-000	E-4	16022-098-670	E-13
12391-035-000	E-1	14531-035-000	E-4	16100-045-711	E-13
12394-035-000	E-1	14541-035-010	E-4	16100-045-712	E-13
12395-035-000	E-1	14541-086-010	E-4	16100-045-713	E-13
		14542-086-000	E-4	16100-045-731	E-13
13000		14550-086-010	E-4	16100-045-771	E-13
13000-041-030	E-8	14551-035-020	E-4	16100-045-772	E-13
13000-065-000	E-8	14561-086-010	E-4	16100-098-004	E-13
13000-098-000	E-8	14562-086-000	E-4	16100-098-014	E-13
13000-125-000	E-8	14566-035-000	E-4	16100-098-024	E-13
13010-036-000	E-8	14566-086-030	E-4	16100-098-034	E-13
13010-087-003	E-8	14610-035-010	E-4	16100-098-710	E-13
13010-087-004	E-8	14610-086-000	E-4	16100-098-711	E-13
13020-036-000	E-8	14615-035-000	E-4	16100-120-680	E-13
13020-087-003	E-8	14670-035-030	E-4	16118-045-770	E-13
13020-087-004	E-8	14675-035-060	E-4	16118-121-004	E-13
13020-036-000	E-8	14711-036-000	E-3	16139-045-711	E-13
13030-036-000	E-8	14711-087-000	E-3	16139-098-004	E-13
13030-087-003	E-8	14711-087-710	E-3	16139-098-014	E-13
13030-087-004	E-8	14721-036-000	E-3	16194-045-004	E-13
13040-036-000	E-8	14721-036-010	E-3	16194-045-741	E-13
13040-087-003	E-8	14721-087-000	E-3	16201-041-000	E-1
		14721-087-010	E-3		

PART NO. INDEX

PART NO. INDEX

Part No.	Block	Part No.	Block	Part No.	Block
16201-098-000	E-1	18271-098-672	F-8-1	22860-046-000	E-5
16211-098-000	E-1	18272-220-000	F-8	22901-001-000	E-6
16236-045-000	E-12	18281-011-000	F-8-1	22911-035-010	E-8
16236-045-010	E-12	18281-098-670	F-8-1		
		18281-098-671	F-8-1	23000	
17000		18291-001-010	F-8		
			F-8-1	23110-036-000	E-6
17111-045-710	E-1	18292-254-000	F-8-1	23110-036-010	E-6
17111-098-000	E-1	18293-076-000	F-8-1	23110-086-020	E-6
17111-120-690	E-1	18300-098-020	F-8	23110-087-000	E-6
17119-035-000	E-1	18300-098-610	F-8	23110-098-740	E-6
17119-065-740	E-1	18300-098-620	F-8-1	23112-041-030	E-6
17211-098-670	F-6	18300-098-621	F-8-1	23112-041-040	E-6
17211-098-771	F-6	18300-098-690	F-8	23112-086-020	E-6
17212-098-000	F-6	18300-098-700	F-8-1	23120-036-010	E-6
17221-098-010B	F-6	18300-098-711	F-8-1	23120-041-000	E-6
17221-098-911B	F-6	18300-098-712	F-8-1	23120-086-020	E-6
17221-126-000B	F-6	18300-126-600	F-8-1	23211-041-020	E-10
17221-126-010B	F-6	18300-126-620	F-8-1	23221-041-040	E-10
17222-098-771	F-6	18311-076-000	F-8-1	23421-041-000	E-10
17231-045-030	F-6	18311-098-000	F-8	23421-086-000	E-10
17252-045-300	F-6	18321-098-671	F-8-1	23431-040-060	E-10
17252-098-771	F-6	18361-098-672	F-8-1	23431-041-040	E-10
17255-098-000	F-6	18362-098-670	F-8-1	23441-041-060	E-10
17500-098-010B	F-7	18362-720-000	F-9	23441-086-000	E-10
17500-098-020B	F-7	18381-011-010	F-8-1	23471-041-040	E-10
17512-086-010	F-7			23481-041-020	E-10
17512-098-000	F-7	22000		23481-086-000	E-10
17611-098-300	F-7			23800-041-010	E-10
17611-098-310	F-7	22101-040-030	E-6	23800-098-000	E-10
17620-098-010	F-7	22111-040-000	E-6	23802-040-000	E-10
17620-098-690	F-7	22119-040-000	E-6	23802-041-010	E-10
17623-098-010	F-7	22120-040-020	E-6	23911-041-010	E-10
17624-098-010	F-7	22120-040-030	E-6		
17631-001-000	F-7	22131-035-020	E-6	24000	
17631-098-860	F-7	22201-040-000	E-6		
17670-098-000	F-7	22201-086-000	E-6	24211-041-000	E-9
17670-098-010	F-7	22201-086-010	E-6	24211-087-000	E-9
17681-098-000	F-7	22201-087-010	E-6	24211-087-303	E-9
17681-098-010	F-7	22310-041-010	E-6	24221-041-000	E-9
17910-098-672	F-1	22321-041-000	E-6	24261-028-010	E-9
17910-098-673	F-1	22331-041-000	E-6	24263-028-000	E-9
17910-098-674	F-1	22331-086-000	E-6	24301-041-060	E-9
17911-023-000	F-1	22351-040-070	E-6	24411-041-020	E-9
17911-098-000	F-1	22351-040-080	E-6	24411-041-030	E-9
17912-098-000	F-1	22351-086-010	E-6	24421-041-000	E-9
17912-098-010	F-1	22351-120-690	E-6	24430-041-000	E-9
17913-098-310	F-1	22351-120-691	E-6	24430-041-010	E-9
17915-098-000	F-1	22401-040-010	E-6	24435-040-000	E-9
17916-098-000	F-1	22401-086-020	E-6	24610-040-020	E-9
17920-098-000	F-18	22401-087-000	E-6	24610-058-730	E-9
17921-045-720	F-1	22401-092-010	E-6	24630-040-040	E-9
17924-045-720	F-1	22411-001-010	E-6	24630-086-000	E-9
17925-045-720	F-1	22411-041-000	E-6	24641-041-000	E-9
17927-045-720	F-1	22411-086-020	E-6	24651-041-000	E-9
17928-045-000	E-1	22411-092-000	E-6	24652-035-000	E-9
		22421-040-000	E-6	24700-058-000	F-19
18000		22811-040-020	E-5	24700-098-010	F-19
		22820-046-000	E-5	24700-126-000	F-19
18233-051-000	F-8	22820-918-000	E-5	24700-126-920	F-19
	F-8-1	22825-046-000	E-5	24781-205-000	F-19
18271-098-000	F-8	22830-041-000	E-5		
18271-098-671	F-8-1	22846-040-010	E-5		
		22860-041-000	E-5		

PART NO. INDEX

Part No.	Block	Part No.	Block	Part No.	Block
25000		31141-045-771	E-7	33100-051-690	F-14-4
25551-040-007	E-5	31141-045-772	E-7	33100-089-671	F-14-1
25551-918-000	E-5	31141-098-005	E-7	33100-098-642	F-14-5
25555-065-000	E-5	31141-098-015	E-7	33100-098-941	F-14-6
		31141-098-025	E-7	33100-098-942	F-14-6
28000		31141-098-620	E-7	33100-130-611	F-14-5
28211-040-035	E-11	31141-098-621	E-7	33101-028-013	F-14-4
28223-035-035	E-11	31141-098-671	E-7	33101-028-672	F-14-1
28251-035-065	E-11	31141-120-681	E-7	33101-030-600	F-14-3
28262-035-020	E-11	31403-071-000	F-2	33101-051-622	F-14
28281-035-010	E-11	31500-098-681	F-17	33101-098-641	F-14-5
28300-033-000	F-19	31500-098-682	F-17	33101-130-611	F-14-5
28300-098-000	F-19	31500-098-941	F-17	33101-237-600	F-14-2
28300-098-670	F-19	31515-098-305	F-17		F-14-6
28300-124-010	F-19	31631-045-005	E-7	33102-001-003	F-14-3
28300-126-690	F-19	31631-045-771	E-7	33102-041-670	F-14-1
28301-053-000	F-19	31631-045-772	E-7	33104-028-003	F-14-4
28301-098-000	F-19	31631-098-005	E-7	33105-028-003	F-14-4
28301-124-010	F-19	31631-098-620	E-7	33107-030-003	F-14-1
28301-216-000	F-19	31631-098-621	E-7		F-14-3
28302-001-000	F-19	31700-041-008	F-17	33108-028-013	F-14
28302-033-000	F-19	31700-045-671	F-17		F-14-4
28303-001-000	F-19	31700-098-006	F-17	33108-268-000	F-14-6
28311-001-000	F-19	31700-098-016	F-17	33115-050-910	F-14-5
28322-001-000	F-19	31700-098-941	F-17	33115-051-023	F-14-2
28324-001-000	F-19	31700-118-771	F-17	33117-001-003	F-14-3
		31700-124-003	F-17	33117-041-003	F-14-1
		31705-098-950	F-17	33120-030-600	F-14-3
		31705-126-920	F-17	33120-051-023	F-14-2
30000				33120-089-671	F-14-1
30202-035-006	E-7	32000		33120-098-642	F-14-5
30202-041-015	E-7	32100-098-020	F-17	33120-098-941	F-14-6
30205-035-006	E-7	32100-098-030	F-17	33120-130-611	F-14-5
30205-041-005	E-7	32100-098-611	F-17	33121-028-013	F-14-4
30250-035-006	E-7	32100-098-612	F-17	33121-051-621	F-14
30250-041-005	E-7	32100-098-613	F-17	33125-292-670	F-14-1
30371-040-020	E-7	32100-098-620	F-17	33128-292-670	F-14-1
30371-098-750	E-7	32100-098-621	F-17	33130-028-671	F-14-1
30374-040-010	E-7	32100-098-671	F-17	33130-030-600	F-14-3
30500-098-671	F-17	32100-098-700	F-17	33130-051-023	F-14-2
30540-041-005	E-7	32100-098-940	F-17	33130-051-621	F-14
30560-035-006	E-7	32100-098-941	F-17	33130-051-690	F-14-4
30700-063-681	F-17	32101-098-000	F-17	33130-098-642	F-14-5
30700-098-153	F-17	32101-126-620	F-17	33130-098-941	F-14-6
30700-259-600	F-17	32101-126-680	F-17	33130-130-611	F-14-5
		32106-041-000	F-17	33170-268-000	F-14-3
31000		32111-124-600	F-17	33400-045-690	F-16
31100-045-751	E-7	32112-041-000	F-17	33400-098-000	F-16
31100-045-771	E-7	32112-124-690	F-17	33400-098-158	F-16
31100-045-772	E-7	32161-098-000	F-1	33400-304-611	F-16-1
31100-045-773	E-7	32161-286-000	F-17	33401-098-168	F-16
31100-065-752	E-7	32906-061-000	E-2	33402-044-821	F-16
31100-098-015	E-7	32971-035-000	E-7	33402-268-610	F-16-1
31100-098-025	E-7	32971-035-610	E-7	33403-285-010	F-16-1
31100-098-035	E-7	32981-035-000	E-7	33404-285-000	F-16-1
31100-098-620	E-7	32983-011-000	F-18	33406-081-156	F-16
31100-098-621	E-7	32983-126-000	F-1	33410-098-010	F-16
31100-120-681	E-7	32984-098-000	F-18	33410-292-610	F-16-1
31100-120-682	E-7			33411-285-000	F-16-1
31100-120-701	E-7	33000		33415-044-821	F-16
31121-045-771	E-7	33100-028-600	F-14-3	33417-044-821	F-16
31121-098-015	E-7	33100-051-020	F-14-2	33417-098-000	F-16
31121-165-005	E-7	33100-051-622	F-14	33450-045-690	F-16
				33450-098-000	F-16
				33450-098-158	F-16

PART NO. INDEX

Part No.	Block	Part No.	Block	Part No.	Block
33450-304-611	F-16-1	33715-051-000	F-15-3		F-14-6
33451-098-168	F-16	33716-051-000	F-15-3	35153-268-000	F-14
33460-098-C10	F-16	33717-051-010	F-15-3		F-14-2
33460-292-610	F-16-1	33718-077-671	F-15-2		F-14-3
33600-098-000	F-16	33719-074-670	F-15		F-14-5
33600-098-010	F-16	33719-077-671	F-15-4		F-14-6
33 00-098-168	F-16	33719-098-930	F-15-2	35154-268-000	F-14
33600-304-610	F-16-1	33741-035-610	F-15-3		F-14-2
33600-304-611	F-16-1	33741-333-610	F-15-3		F-14-3
33600-331-610	F-16-1	33741-333-611	F-15-3		F-14-5
33600-331-611	F-16-1	33905-303-003	F-14-6		F-14-6
33601-098-940	F-16-1			35250-098-671	F-1
33605-292-610	F-16-1	34000		35250-126-701	F-1
33607-107-780	F-16-1			35250-130-620	F-1
33610-292-610	F-16-1	34901-001-023	F-14-4	35300-098-000	F-1
33610-331-610	F-16-1	34901-001-671	F-14-1	35300-098-010	F-1
33611-098-000	F-16	34901-030-600	F-14-3	35300-098-671	F-1
33611-098-010	F-16	34901-098-941	F-14-3	35300-126-701	F-1
33620-098-000	F-16	34902-202-600	F-14-3	35316-259-300	F-1
33620-098-010	F-16		F-14-6	35319-098-671	F-1
33650-098-000	F-16	34903-383-611	F-14-3	35350-051-000	F-12
33650-098-010	F-16	34905-001-000	F-16		F-12-1
33650-098-168	F-16	34905-098-000	F-16	35350-098-005	F-12
33650-304-610	F-16-1	34905-383-611	F-15-3		F-12-1
33650-304-611	F-16-1	34905-386-611	F-15-3	35357-046-000	F-12
33650-331-610	F-16-1		F-16-1		F-12-1
33650-331-611	F-16-1	34906-030-010	F-15	35750-001-020	E-9
33660-292-610	F-16-1	34906-098-931	F-15-2	35753-035-010	E-9
33660-331-610	F-16-1		F-15-4	35755-001-020	E-9
33661-098-000	F-16	34906-202-830	F-15-1		
33661-098-010	F-16	34908-001-000	F-14	37000	
33670-098-000	F-16	34908-230-000	F-14-1		
33670-098-010	F-16		F-14-2	37200-098-000	F-14-4
33700-098-601	F-15-1		F-14-3	37200-098-610	F-14-2
33700-098-610	F-15-3		F-14-4	37200-098-611	F-14-2
33700-098-611	F-15-3		F-14-5		F-14-6
33701-045-690	F-15		F-14-6	37200-098-620	F-14
33701-051-000	F-15-3			37200-098-621	F-14
33701-098-631	F-15-4	35000		37200-098-622	F-14
33701-098-632	F-15-4			37200-098-630	F-14-3
33701-098-931	F-15-2	35010-098-017	F-17	37200-098-631	F-14-3
33701-268-600	F-15-1	35010-098-621	F-17	37200-098-641	F-14-5
33702-045-690	F-15	35010-098-640	F-17	37200-098-671	F-14-1
33702-323-603	F-15-4	35010-098-672	F-17	37200-098-681	F-14-4
33702-323-604	F-15-4	35021-098-017	F-17	37200-098-750	F-14
33702-323-631	F-15-2	35021-098-621	F-17	37200-098-751	F-14
33703-045-000	F-15-1	35021-098-672	F-17	37551-001-000	E-9
33703-077-671	F-15-4	35100-098-017	F-17		
33703-098-003	F-15	35100-098-621	F-17	38000	
33703-303-003	F-15-2	35100-098-672	F-17		
33705-045-000	F-15-1	35112-098-670	F-17	38100-098-621	F-2
33708-077-671	F-15-2	35150-098-611	F-14-2	38100-098-671	F-2-1
	F-15-4		F-14-5		F-18
33708-098-000	F-15	35150-098-620	F-14	38100-124-721	F-2-1
33709-051-000	F-15-3		F-14-6		F-18
33709-074-671	F-15	35150-098-630	F-14-3	38101-098-620	F-2
33709-077-671	F-15-2	35151-292-751	F-14	38102-098-620	F-2
	F-15-4		F-14-2	38201-001-000	F-17
33709-268-810	F-15-1		F-14-3	38300-098-000	F-17
33710-051-000	F-15-2		F-14-5	38300-098-941	F-17
33712-098-670	F-15		F-14-6	38300-382-611	F-17
33712-098-931	F-15-2	35152-268-000	F-14	38306-292-000	F-17
	F-15-4		F-14-2	38306-405-612	F-17
33713-098-610	F-15-3		F-14-3		
33714-098-610	F-15-3		F-14-5		

PART NO. INDEX

Part No.	Block	Part No.	Block	Part No.	Block
40000		42712-098-691	F-5 F-9	45131-030-000	F-5
40510-098-000CM	F-11			45133-028-000	F-5 F-9
40510-098-000CN	F-11	43000		45410-098-000	F-5
40510-098-000CQ	F-11			45436-001-000	F-5
40510-098-000LS	F-11	43100-028-020	F-9	45437-001-000	F-1
40510-098-000NE	F-11	43100-098-950	F-9	45450-098-670	F-1
40510-098-000NL	F-11	43141-098-000	F-9	45450-098-671	F-1
40510-098-000NU	F-11	43410-098-000	F-9	45450-126-000	F-1
40510-098-000WF	F-11	43431-098-000	F-11	45450-126-700	F-1
40510-098-000ZA	F-11	43431-124-740	F-11	45461-001-000	F-1 F-12
40511-098-650B	F-11	43434-250-000	F-11		F-12-1
40530-098-003	F-9	43450-098-000	F-12	45462-028-000	F-1 F-12
40530-098-005	F-9		F-12-1		F-12-1
40530-098-691	F-9	43450-098-770	F-12		F-12-1
40530-098-692	F-9		F-12-1	45465-098-670	F-2 F-2-1
40530-098-971	F-9	43451-098-770	F-12		F-2-2
40530-098-972	F-9		F-12-1		F-2-3
40531-098-003	F-9	43472-001-000	F-12		F-2-4
40531-098-005	F-9		F-12-1	45465-270-000	F-1
40543-063-000	F-9			45465-341-700	F-1
		44000			
41000		44301-045-010	F-5	46000	
41201-036-000	F-9	44301-098-000	F-5		
41201-051-000	F-9	44301-098-010	F-5	46500-098-000	F-12
41201-051-690	F-9	44301-110-000	F-9		F-12-1
41201-098-970	F-9	44311-045-670	F-5	46500-098-920	F-12-1
41201-126-920	F-9	44600-098-000AU	F-5	46514-041-000	F-12
41201-126-940	F-9	44600-098-010AU	F-5		F-12-1
41201-126-950	F-9	44622-098-000	F-5	46514-086-720	F-12
41241-051-000	F-9	44804-124-000	F-5		F-12-1
41245-051-000	F-9	44806-098-010	F-5		F-12
		44820-001-000	F-5		F-12-1
		44830-098-000	F-14 F-14-1 F-14-2	50000	
42000				50049-046-000	F-18
42301-045-010	F-9	44830-098-000	F-14-3	50100-098-611CM	F-18
42301-098-000	F-9		F-14-4	50100-098-611CN	F-18
42304-098-000	F-9		F-14-5	50100-098-612CM	F-18
42313-098-000	F-9		F-14-6	50100-098-612CN	F-18
42601-098-000AU	F-9	44830-126-700	F-14	50100-098-620CM	F-18
42601-098-010AU	F-9		F-14-3	50100-098-621CM	F-18
42620-098-000	F-9		F-14-4	50100-098-622CM	F-18
42701-098-000AU	F-5		F-14-5	50100-098-622CN	F-18
	F-9		F-14-6	50100-098-622CQ	F-18
42701-098-853ZA	F-5	44831-098-000	F-14	50100-098-622LS	F-18
	F-9		F-14-1	50100-098-622NL	F-18
42701-098-854ZA	F-5		F-14-2	50100-098-622WF	F-18
	F-9		F-14-3	50100-098-681CM	F-18
42702-098-000AU	F-5		F-14-4	50100-098-681CN	F-18
	F-9		F-14-5	50100-098-681CQ	F-18
42702-098-853ZA	F-5		F-14-6	50100-098-682CM	F-18
	F-9			50100-098-682CN	F-18
42702-098-854ZA	F-5	45000		50100-098-682CQ	F-18
	F-9			50100-098-683CM	F-18
42711-098-003	F-5	45010-098-000	F-5	50100-098-683CN	F-18
	F-9	45010-124-000	F-5	50100-098-683CQ	F-18
42711-098-006	F-5	45120-001-010	F-5	50100-098-683LS	F-18
	F-9		F-9	50100-098-683NL	F-18
42711-098-156	F-5	45120-096-651	F-5	50100-098-740CM	F-18
	F-9		F-9	50100-098-740CN	F-18
42712-098-690	F-5	45120-096-652	F-5	50100-098-740CQ	F-18
	F-9		F-9	50100-098-741CM	F-18

PART NO. INDEX

Part No.	Block	Part No.	Block	Part No.	Block
50100-098-741CN	F-18	50305-098-000	F-18	51503-064-010	F-4
50100-098-741CQ	F-18	50316-098-000	F-18	51503-098-000	F-4
50100-098-742CM	F-18	50317-254-000	F-2	51504-098-300	F-4
50100-098-742CN	F-18	50325-098-000	F-17	51505-064-010B	F-4
50100-098-742CQ	F-18	50325-098-010	F-17	51506-064-020	F-4
50100-098-743CM	F-18	50325-098-940	F-17	51506-098-600	F-4
50100-098-743CN	F-18	50326-098-000	F-17	51506-098-630	F-4
50100-098-743CQ	F-18	50326-098-940	F-17	51507-098-000	F-4
50100-098-743LS	F-18	50327-300-000	F-17	51508-098-000	F-4
50100-098-743NL	F-18	50328-098-670	F-17	51510-098-600CM	F-2-1
50100-098-743WF	F-18	50382-045-670	F-17	51510-098-600CN	F-2-1
50100-098-782CM	F-18	50382-098-000	F-17	51510-098-611CM	F-2-2
50100-098-782CN	F-18	50500-098-020B	F-12	51510-098-611CN	F-2-2
50100-098-782CQ	F-18	50500-126-920	F-12	51510-098-612CM	F-2-2
50100-098-783CM	F-18	50512-041-000	F-12	51510-098-612CN	F-2-2
50100-098-783CN	F-18	50522-041-000	F-12	51510-098-612CQ	F-2-2
50100-098-783CQ	F-18	50524-001-000	F-8	51510-098-612LS	F-2-2
50100-098-783WF	F-18	50524-011-000	F-12	51510-098-612NL	F-2-2
50100-098-784CM	F-18	50530-098-700B	F-12-1	51510-098-612WF	F-2-2
50100-098-784CN	F-18	50542-286-000	F-12-1	51510-098-612ZA	F-2-2
50100-098-784CQ	F-18	50603-033-000	F-12	51510-098-612ZB	F-2-2
50100-098-784LS	F-18		F-12-1	51510-098-612ZC	F-2-2
50100-098-784NL	F-18	50611-098-020B	F-12	51510-098-630CM	F-2-1
50100-098-784WF	F-18	50611-098-700B	F-12-1	51510-098-630CN	F-2-1
50100-098-940CM	F-18	50611-098-710B	F-12	51510-098-630NL	F-2-1
50100-098-940LS	F-18	50615-098-691B	F-12	51510-098-630WF	F-2-1
50100-098-940NL	F-18		F-12-1	51510-098-630ZA	F-2-1
50100-098-940WF	F-18	50616-098-691B	F-12	51510-098-630ZB	F-2-1
50100-126-600ZA	F-18		F-12-1	51510-098-630ZC	F-2-1
50100-126-600ZB	F-18	50619-098-000	F-12	51510-098-681CM	F-2-3
50100-126-600ZC	F-18		F-12-1	51510-098-681CN	F-2-3
50100-126-600ZD	F-18	50661-051-000	F-12	51510-098-681CQ	F-2-3
50100-126-600ZE	F-18		F-12-1	51510-098-681LS	F-2-3
50100-126-601ZA	F-18	50661-098-010B	F-7	51510-098-681NL	F-2-3
50100-126-601ZB	F-18	50661-098-940B	F-7	51510-098-782CM	F-2
50100-126-601ZC	F-18	50665-098-020B	F-7		F-2-4
50100-126-601ZD	F-18	50665-098-030B	F-7	51510-098-782CN	F-2
50100-126-601ZE	F-18	50701-024-010	F-11		F-2-4
50100-126-610ZA	F-18	50701-098-010B	F-11	51510-098-782CQ	F-2
50100-126-610ZB	F-18	50705-024-000	F-11		F-2-4
50100-126-610ZC	F-18	50710-110-701	F-18	51510-098-782LS	F-2
50100-126-610ZD	F-18	50711-098-000B	F-11		F-2-4
50100-126-610ZE	F-18	50711-098-650B	F-11	51510-098-782NL	F-2
50100-126-620ZA	F-18	50712-024-000	F-11		F-2-4
50100-126-620ZB	F-18	50715-024-000	F-11	51510-098-782WF	F-2
50100-126-620ZC	F-18	50731-024-000	F-11		F-2-4
50100-126-620ZD	F-18			51510-098-782ZA	F-2
50100-126-620ZE	F-18	51000		51510-098-782ZA	F-2-4
50100-126-630ZA	F-18			51510-098-782ZB	F-2
50100-126-630ZB	F-18	51400-098-030	F-4		F-2-4
50100-126-630ZC	F-18	51400-098-600	F-4	51510-098-782ZC	F-2
50100-126-630ZD	F-18	51400-098-630	F-4		F-2-4
50100-126-630ZE	F-18	51400-098-671	F-4	51510-098-940CM	F-2-2
50100-126-680ZA	F-18	51450-098-000	F-4	51510-098-940LS	F-2-2
50100-126-680ZB	F-18	51450-098-670	F-4	51510-098-940NL	F-2-2
50100-126-680ZC	F-18	51460-098-000	F-4	51510-098-940WF	F-2-2
50100-126-680ZD	F-18	51460-098-670	F-4	51510-098-940ZA	F-2-2
50100-126-680ZE	F-18	51500-098-030	F-4	51510-098-940ZB	F-2-2
50191-098-670	F-18	51500-098-600	F-4	51510-098-940ZC	F-2-2
50301-041-305	F-2	51500-098-630	F-4	51510-098-940ZD	F-2-2
	F-2-1	51500-098-671	F-4	51526-098-000	F-4
	F-2-2	51501-064-691	F-4		
	F-2-4	51502-045-670	F-4		
	F-3				

PART NO. INDEX

Part No.	Block	Part No.	Block	Part No.	Block
52000		52460-086-000ZE	F-10-1		F-2-2
52100-098-020CM	F-11	52460-086-000ZF	F-10-1		F-2-4
52100-098-020CN	F-11	52460-098-670CM	F-10-1	53217-030-305	F-3
52100-098-020CQ	F-11	52460-098-670CN	F-10-1		F-2
52100-098-020LS	F-11	52460-098-670CQ	F-10-1		F-2-1
52100-098-020NE	F-11	52460-098-670LS	F-10-1		F-2-2
52100-098-020NL	F-11	52460-098-670NL	F-10-1		F-2-4
52100-098-020NU	F-11	52460-098-670WF	F-10-1		F-3
52100-098-020WF	F-11	52461-089-670	F-10-1	53220-098-010	F-3
52100-098-020ZA	F-11	52462-089-670	F-10-1	53220-098-670	F-2
52100-098-650CM	F-11	52462-111-000	F-10-1		F-2-1
52100-098-650CN	F-11	52465-051-000	F-10		F-2-2
52100-098-650CQ	F-11	52475-051-000	F-10		F-2-4
52100-098-650LS	F-11		F-10-1	53300-098-000	F-3
52100-098-650NL	F-11	52481-051-000	F-10	53301-098-000	F-3
52400-098-000CM	F-10		F-10-1	53302-098-020	F-3
52400-098-000CN	F-10	52485-001-010	F-10	53305-098-000	F-3
52400-098-000CQ	F-10		F-10-1	53306-098-000	F-3
52400-098-000LS	F-10	52488-001-000	F-10	53307-098-030	F-3
52400-098-000NL	F-10		F-10-1	53312-098-000	F-3
52400-098-000WF	F-10	52489-028-000	F-10	53313-098-000	F-3
52400-098-000ZA	F-10		F-10-1	53314-098-000	F-3
52400-098-000ZB	F-10	52496-035-000	F-10	53600-001-020	F-2
52400-098-000ZC	F-10		F-10-1		F-2-1
52400-098-670CM	F-10-1	53000			F-2-3
52400-098-670CN	F-10-1	53110-098-000	F-1	53740-098-000	F-2-4
52400-098-670CQ	F-10-1	53110-098-010	F-1	53740-098-970	F-1
52400-098-670LS	F-10-1	53110-098-640	F-1	53746-045-010	F-1
52400-098-670NL	F-10-1	53120-098-000	F-1		
52400-098-670WF	F-10-1	53120-098-010	F-1	61000	
52400-098-970CM	F-10-1	53120-098-640	F-1	61100-098-671XW	F-2-4
52400-098-970CN	F-10-1	53120-098-680	F-1	61100-098-690AU	F-2-1
52400-098-970CQ	F-10-1	53120-098-681	F-1		F-2-3
52400-098-970LS	F-10-1	53131-098-020	F-1	61100-098-691AU	F-2-1
52400-098-970NE	F-10-1	53131-098-670	F-1		F-2-2
52400-098-970NL	F-10-1	53141-098-000	F-1		F-2-3
52400-098-970NU	F-10-1	53143-098-000	F-1	61100-098-720XW	F-2
52400-098-970WF	F-10-1	53161-044-000	F-1	61101-098-620XW	F-2
52400-098-970ZA	F-10-1	53161-098-000	F-1	61301-051-620CM	F-14
52401-098-000	F-10	53162-098-000	F-1	61301-051-620CN	F-14
52401-098-670	F-10-1	53162-098-010	F-1	61301-051-620CQ	F-14
52409-011-000	F-10	53163-044-000	F-1	61301-051-620LS	F-14
52410-033-000	F-10-1	53163-098-000	F-1	61301-051-620NL	F-14
		53165-044-010	F-1	61301-051-620WF	F-14
52450-098-670	F-10	53166-044-010	F-1	61301-051-620ZA	F-14
		53175-044-010	F-1	61301-051-620ZB	F-14
52460-051-820CM	F-10	53175-098-770	F-1	61301-051-620ZD	F-14
52460-051-820CN	F-10	53175-147-010	F-1	61301-056-671CM	F-14-1
52460-051-820CQ	F-10	53207-098-030	F-3		F-14-3
52460-051-820LS	F-10	53211-028-305	F-2		F-14-4
52460-051-820NL	F-10		F-2-1	61301-056-671CN	F-14-1
52460-051-820WF	F-10		F-2-2		F-14-3
52460-051-820ZD	F-10	53211-028-305	F-2-4		F-14-4
52460-051-820ZE	F-10		F-3	61301-056-671CQ	F-14-4
52460-051-820ZF	F-10	53214-001-010	F-2	61301-056-671LS	F-14-4
52460-086-000CM	F-10-1		F-2-1	61301-056-671NL	F-14-3
52460-086-000CN	F-10-1		F-2-2		F-14-4
52460-086-000CQ	F-10-1		F-2-4	61301-056-671WF	F-14-3
52460-086-000LS	F-10-1		F-3		F-14-4
52460-086-000NL	F-10-1	53215-001-000	F-2	61301-056-672ZA	F-14-3
52460-086-000NU	F-10-1		F-2-1		F-14-4
52460-086-000WF	F-10-1				

PART NO. INDEX

Part No.	Block	Part No.	Block	Part No.	Block
61301-056-672ZB	F-14-3		F-15-1	87506-098-620	F-15
	F-14-4		F-15-2	87506-098-680	F-2-3
61301-056-672ZC	F-14-3		F-15-3	87507-098-610	F-11
	F-14-4		F-15-4	87507-098-640	F-11
61301-056-672ZD	F-14-4	80108-061-010	F-15	87507-098-680	F-11
61301-056-672ZH	F-14-3		F-15-1	87507-098-740	F-11
	F-14-4		F-15-2	87507-098-940	F-11
61301-056-672ZK	F-14-3		F-15-3	87508-098-680	F-15
	F-14-4		F-15-4		F-15-1
61301-056-672ZM	F-14-3				F-15-2
	F-14-4	84000			F-15-3
61301-056-672ZQ	F-14-3				F-15-4
	F-14-4	84701-098-000XW	F-15	87560-124-620A	F-14
61301-056-672ZR	F-14-4	84701-098-600B	F-15-1	87560-124-620B	F-14
61301-230-621CM	F-14-6	84701-098-610B	F-15-3	87560-323-611A	F-14-2
61301-230-621CN	F-14-6	84701-098-630B	F-15-4		F-14-5
61301-230-621LS	F-14-6	84701-098-930B	F-15-2		F-14-6
61301-230-621NL	F-14-6	84702-098-620B	F-15	87560-323-611B	F-14-2
61301-230-621WF	F-14-6	84703-098-600B	F-2-1		F-14-5
61301-230-621ZA	F-14-6	84705-107-610	F-15-3		F-14-6
61301-230-621ZB	F-14-6	84705-107-611	F-15-3	87560-323-621A	F-14
61301-230-621ZD	F-14-6	84706-098-930	F-15-2	87560-323-621B	F-14
61301-230-681CM	F-14-2	84706-286-000	F-15-4	87560-323-670A	F-14-2
	F-14-5				F-14-3
61301-230-681CN	F-14-2	87000		87560-323-670B	F-14-4
	F-14-5				F-14-2
61301-230-681CQ	F-14-2	87121-098-600	F-18		F-14-3
	F-14-5	87121-098-680	F-18		F-14-4
61301-230-681LS	F-14-2	87121-098-690	F-18		
	F-14-5	87121-098-710	F-18	88000	
61301-230-681NL	F-14-2	87121-126-600	F-18		
	F-14-5	87121-126-630	F-18	88100-063-000	F-1
61301-230-681WF	F-14-2	87124-098-000	F-18	88110-063-010	F-1
61301-230-681ZA	F-14-5	87124-098-670	F-18	88110-324-621	F-1
61301-230-681ZB	F-14-5	87124-098-710	F-18	88120-028-600	F-1
61301-230-681ZD	F-14-5	87124-126-920ZA	F-18	88120-028-601	F-1
61303-105-000	F-14-2	87124-126-920ZB	F-18	88120-028-670	F-1
	F-14-5	87125-001-600	F-18	88120-324-621	F-1
	F-14-6	87125-041-680	F-18	88120-324-622	F-1
61303-229-000	F-14-1	87125-098-000	F-18		
	F-14-3	87125-098-670	F-18	89000	
	F-14-4	87125-098-710	F-18		
61306-098-000	F-2-3	87125-126-920ZA	F-18	89010-098-670	F-20
		87125-126-920ZB	F-18	89010-126-000	F-20
77000		87311-516-000	F-18	89101-011-000	F-20
		87501-098-610	F-18	89101-011-010	F-20
77200-098-010A	F-6	87501-098-620	F-18	89215-001-000	F-20
77200-098-710CB	F-6	87501-098-640	F-18	89215-107-000	F-20
77200-098-920A	F-6	87501-098-641	F-18	89216-045-010	F-20
77200-126-920	F-6	87501-098-730	F-18	89218-028-000	F-20
77205-286-000	F-6	87501-098-740	F-18	89231-001-000	F-20
77207-098-310	F-6	87501-098-930	F-18		
77210-098-000B	F-6	87501-098-940	F-18	90000	
77210-126-000B	F-6	87504-098-620A	F-18		
77211-098-000B	F-6	87504-098-620B	F-18	90012-200-000	E-3
77230-098-000	F-6	87504-098-680	F-18	90023-041-000	E-9
77230-098-680	F-6	87504-098-740	F-18	90031-035-010	E-12
		87504-098-780	F-18	90032-035-000	E-12
80000		87504-098-940	F-18	90033-041-000	E-2
		87505-098-620	F-11	90081-035-000	E-4
80100-098-670XW	F-13	87505-098-621	F-11	90081-086-000	E-4
80100-098-690AU	F-13	87505-098-680	F-18	90082-035-000	E-2
80105-061-000	F-15	87505-126-660	F-11	90083-035-010	E-4

PART NO. INDEX

Part No.	Block	Part No.	Block	Part No.	Block
90086-065-005	E-7	90521-C28-000	F-12		F-11
90101-001-010	F-6	90525-001-000	F-5		F-13
90101-C63-000	F-1		F-9		F-17
90108-223-000	F-12-1	90525-001-000	F-11		F-18
90112-003-000	F-18	90563-045-000	F-2	92000-06012	F-2-1
90112-076-000	F-18	90581-310-000	F-15-2		F-2-2
90114-063-000	F-1	90581-831-650	F-15-4	92000-06012	F-2-3
90120-056-010	F-8-1	90582-098-000	F-17		F-5
90121-098-010	F-11	90601-001-000	E-6		F-9
90125-098-010	F-4		E-10		F-11
90127-001-010	F-11		E-11		F-16
90127-400-000	F-11	90602-041-000	E-6		F-18
90169-098-000	F-3	90605-200-000	E-11	92000-06016	E-9
90206-001-000	E-3	90704-035-000	E-12		F-2-4
90231-041-000	E-6	90741-035-000	E-8		F-6
90231-087-000	E-6	90753-051-000	F-9		F-8-1
90303-098-000	F-3	90755-064-013	F-4		F-15
90304-011-000	F-2	90755-229-000	F-5		F-15-1
	F-2-1	90801-035-000	E-9		F-15-2
	F-2-2	90841-001-000	F-18		F-15-3
	F-2-4				F-15-4
90304-098-000	F-3	91000			F-18
90305-051-000	F-5			92000-06020	E-1
	F-9	91001-035-000	E-8		F-2
90305-098-670	F-8-1	91001-035-008	E-8		F-16-1
90306-098-000	F-5	91002-001-000	E-6		F-19
	F-9	91101-001-030	E-8	92000-06025	E-1
90353-045-000	F-5	91101-039-000	E-6		F-5
	F-9	91102-041-000	E-6	92000-06036	F-9
90407-259-000	E-12	91102-086-000	E-6	92000-06112	E-1
90417-C41-000	E-9	91202-035-000	E-7	92000-08016-0A	F-6
90426-035-000	E-7	91202-216-000	E-5		F-8-1
90431-C01-000	E-6	91203-001-000	E-12	92000-08020-0A	F-8-1
90431-086-000	E-6	91203-035-000	E-10		F-12
90431-087-000	E-6	91204-121-000	E-12		F-12-1
90432-086-000	E-6	91251-030-000	F-5	92000-08025-0A	F-5
90441-035-000	E-4	91301-035-000	E-7		F-9
90442-035-000	E-1	91301-216-000	E-4	92000-08025-0B	F-14
90443-035-000	E-1	91302-001-020	E-1		F-14-1
90451-001-000	E-10	91303-001-000	E-5		F-14-2
90451-035-000	E-10	91303-035-000	E-2		F-14-3
90451-040-000	E-11	91306-028-000	E-3		F-14-4
90451-121-000	E-10	91306-035-000	E-2		F-14-5
90451-141-000	E-10	91307-035-000	E-5		F-14-6
90461-035-000	E-10	91312-107-000	E-9	92000-08115	F-18
90481-035-000	E-4	91317-703-000	E-7	92000-10020-0A	F-11
90482-035-025	E-11			92700-06032	E-2
90483-040-000	E-6	92000		92800-12000	E-12
90483-041-000	E-6				
90484-045-010	E-9	92000-05008-4J	F-8	93000	
90485-040-000	E-5		F-8-1		
90503-011-000	F-2	92000-05012-0A	F-15	93000-06028-02	F-16-1
	F-2-1	92000-05020-0A	F-15-2	93000-10040-0B	F-4
	F-2-2	92000-05020-0B	F-15-4	93500-C3005-0A	E-13
	F-2-4	92000-06008	E-10	93500-03006-0A	E-13
90503-051-870	F-2		F-2-1	93500-03010-0A	F-16-1
	F-2-1		F-2-4	93500-03010-0H	F-16-1
	F-2-2		F-11	93500-03012-0A	F-1
	F-2-4		F-17	93500-03045-0B	F-15-3
90514-700-000	F-15	92000-06010	F-18	93500-04005-0A	E-7
	F-15-1		F-2-3	93500-04010-0A	E-7
	F-15-2		F-6		F-15-1
	F-15-3		F-7	93500-04012-0A	E-13
	F-15-4				

PART NO. INDEX

Part No.	Block	Part No.	Block	Part No.	Block
93500-04025-0A	E-7		F-6		F-15-3
	F-6		F-8		F-15-4
93500-04050-0A	F-15		F-8-1		F-16
	F-15-2		F-9		F-16-1
93500-04050-4J	F-15-4		F-15		F-17
93500-05008-0A	E-6		F-15-1		F-18
93500-05010-0A	E-6		F-15-2	94101-08000	F-6
	E-12		F-15-3		F-8-1
	F-2		F-15-4		F-11
93500-05010-0A	F-2-1		F-16-1		F-12
	F-2-2		F-17		F-12-1
	F-2-3	94001-08000-0S	E-4		F-14
	F-2-4	94001-08000-0S	F-5		F-14-1
93500-05012-0A	F-8		F-8		F-14-2
	F-8-1		F-9		F-14-3
	F-14-1		F-11	94101-08000	F-14-4
	F-14-2		F-14-1		F-14-5
	F-14-4		F-14-3		F-14-6
	F-14-5		F-14-4	94101-10000	F-4
	F-14-6	94001-10000-0S	F-11		F-10
93500-05012-0B	F-14-3	94002-08000-0S	F-1		F-10-1
93500-06005	F-5	94002-10000-0S	F-12-1		F-11
93500-06012-02	F-2	94021-06000	E-1	94101-12000	F-5
93500-06012	E-9	94021-10020-0S	F-8-1		F-10
93500-06016	E-12	94022-06020	F-6		F-10-1
93500-06018	E-1	94022-08020-0S	F-8-1	94101-14000	F-12
93500-06020	E-2	94022-10020-0S	F-10		F-12-1
	E-7		F-10-1	94102-10000	F-8-1
	E-12	94030-08000	E-5	94111-03000	F-1
93500-06022	E-12		F-6	94111-04000	E-7
93500-06032	E-7		F-14		E-13
93500-06036	E-7		F-18	94111-05000	E-12
93500-06038	E-5	94030-10000	E-7		F-15
93500-06048	E-12	94101-04000	E-7		F-15-3
93500-06060	E-12	94101-05000	F-2	94111-06000	F-2
93500-06065	E-5		F-2-1		F-5
	E-12		F-2-2		F-6
93500-06135-02	F-6		F-2-3		F-9
93600-05010-0A	E-6		F-2-4		F-15
93600-06012	F-2		F-8		F-15-1
	F-2-1		F-8-1		F-15-2
	F-2-3		F-12		F-15-3
	F-2-4		F-12-1		F-15-4
93600-06016	E-7		F-14-1		F-17
	E-9		F-14-2		F-18
93700-03045-0B	F-16-1		F-14-3	94111-08000	F-1
93700-03048-0B	F-16-1		F-14-4		F-5
93700-03060-0A	F-15-1		F-14-5		F-6
93700-05012-0A	E-7		F-14-6		F-8
93700-05012-0B	F-14	94101-06000	F-2		F-8-1
93700-06010-40	F-8-1		F-2-1		F-9
93700-06010-4B	F-8-1		F-2-2		F-12
93700-06016	F-16-1		F-2-3		F-12-1
			F-2-4		F-14
94000			F-5		F-14-1
			F-6		F-14-2
94001-05000-0S	F-1		F-7		F-14-3
	F-2-4		F-9		F-14-4
	F-15-3		F-11		F-14-5
94001-05000	F-2-1		F-13		F-14-6
94001-06000	E-1		F-15		F-18
	F-2		F-15-1	94111-10000	F-11
	F-5		F-15-2	94201-16150	F-11
					F-12
					F-12-1

PART NO. INDEX

Part No.	Block	Part No.	Block	Part No.	Block
94201-20150	F-11		F-2-1		
94201-30250	F-5		F-2-2		
	F-9		F-2-4		
	F-12		F-3		
	F-12-1	96211-10000	F-12		
94201-30300	F-14-3		F-12-1		
94251-05000	F-14-1				
94251-08000	F-11	98000			
94301-08120	E-2				
	E-5	98056-56711	E-1		
94301-08140	E-2	98056-56721	E-1		
94510-16000	E-11	98056-57711	E-1		
94510-50000	F-9	98056-57722	E-1		
94511-50000	F-9	98200-10700	F-17		
		98200-11000	F-17		
95000		98202-61130	F-17		
		98202-66130	F-17		
95001-35240-40	E-13				
95001-50350	F-7	99000			
95001-55310-40	F-7				
95001-55330-40	F-7	99001-09000	F-20		
95001-55350-40	F-7	99001-10120	F-20		
95002-02070	E-13	99001-14170	F-20		
95002-02100	F-7	99002-13500	F-20		
95002-50000	F-7	99003-10000	F-20		
	F-8-1	99003-20000	F-20		
95011-21000	F-12	99003-30000	F-20		
	F-12-1	99003-50000	F-20		
95011-40000	F-19	99005-02000	F-20		
95011-51000	F-19	99008-01600	F-20		
95011-61000	F-8	99114-076-0550	E-13		
95011-62000	F-12	99114-076-0580	E-13		
95012-12000	F-17	99114-076-0620	E-13		
95014-10010	F-9	99114-076-0650	E-13		
95014-62100	F-1	99124-051-0350	E-13		
95014-62200	F-17				
95014-71401	F-12				
95014-71402	F-12				
95014-72401	F-12-1				
95014-72402	F-12-1				
95014-73100	F-12				
	F-12-1				
95015-31000	F-1				
	F-12				
	F-12-1				
95015-41000	F-1				
	F-12				
	F-12-1				
95015-61000	F-11				
95015-81000	F-11				
95015-91000	F-11				
95700-06032-00	F-9				
96000					
96100-60000	E-6				
96100-62030	E-10				
96100-63010	F-9				
96100-63040	E-8				
96140-63010-10	F-5				
	F-9				
96140-63010	F-5				
	F-9				
96211-06000	F-2				